

No. Secy/906/9/10

22.08.2023

<b>The BSE Limited</b> <b>Phiroze Jeejeebhoy Towers</b> <b>Dalal Street, Fort</b> <b>Mumbai – 400 023</b> <b>Scrip Code-532178</b>	<b>The National Stock Exchange of India Limited</b> <b>Exchange Plaza, 5<sup>th</sup> Floor</b> <b>Bandra Kurla Complex</b> <b>Bandra (East), Mumbai-400051</b> <b>Symbol-ENGINEERSIN</b>
--	---

**Sub: Notice of 58<sup>th</sup> AGM and Annual Report for the Financial Year 2022-23**

Dear Sir/Madam,

This is in continuation to our letter dated 11.08.2023. Kindly note that the 58<sup>th</sup> Annual General Meeting (AGM) of the Members of the Company is scheduled to be held on Friday, the 15<sup>th</sup> September, 2023 at 11:00 A.M. (IST) through Video Conferencing (VC)/ Other Audio Visual Means (OAVM). We are enclosing herewith the Notice of 58<sup>th</sup> Annual General Meeting & Annual Report for the FY 2022-23 which is being sent through electronic mode to the Members.

Annual Report containing the Notice is also hosted on the Company's website at the following link:  
<https://engineersindia.com/admin/img/UploadedFiles/InvestorInternal/Files/English/c74bac4ae1ee4c2483a7f6648982eb24.pdf>.

This is for your information and records please.

Thanking you,

Yours faithfully,  
For Engineers India Limited

Narendra Kumar  
Compliance Officer

Encl: as above



Regd. Office: Engineers India Bhawan, 1, Bhikaji Cama Place, New Delhi - 110066  
 Tel:011-26762121, Email: company.secretary@eil.co.in  
 Website: www.engineersindia.com  
 CIN: L74899DL1965GOI004352

## NOTICE

**NOTICE** is hereby given that the 58<sup>th</sup> Annual General Meeting of the Members of Engineers India Limited will be held on Friday, the 15<sup>th</sup> September, 2023 at 11:00 A.M. (IST) through Video Conferencing (VC)/ Other Audio Visual Means (OAVM) to transact the following business:

### ORDINARY BUSINESS

- To receive, consider and adopt the Audited Standalone and Consolidated Financial Statements of the Company for the financial year ended on 31.03.2023, together with the Directors' Report and the Auditors' Report thereon and Comments of the Comptroller and Auditor General of India and to pass the following resolution as an Ordinary Resolution:  
**"RESOLVED THAT** the Audited Standalone and Consolidated Financial Statements of the Company for the financial year ended on 31.03.2023, together with the Directors' Report and the Auditors' Report thereon and Comments of the Comptroller and Auditor General of India be and are hereby received, considered and adopted."
- To declare final dividend for the financial year ended 31.03.2023 and to pass the following resolution as an Ordinary Resolution:  
**"RESOLVED THAT** approval of the members be and is hereby accorded for payment of final dividend of ₹1/- per share (on face value of ₹ 5/- each) on equity share capital of the Company amounting to ₹ 5620.42 lakhs for the financial year ended 31.03.2023 as recommended by the Board in addition to the payment of interim dividend of ₹ 2/- per share as already declared by the Board and paid accordingly."
- To appoint a Director in place of Shri Sanjay Jindal (DIN: 09223617), who retires by rotation and being eligible, offers himself for re-appointment and to pass the following resolution as an Ordinary Resolution:  
**"RESOLVED THAT** Shri Sanjay Jindal (DIN: 09223617), who retires by rotation and being eligible, be and is hereby re-appointed as a Director (Finance) of the Company."
- To appoint a Director in place of Shri Atul Gupta (DIN: 09704622), who retires by rotation and being eligible, offers himself for re-appointment and to pass the following resolution as an Ordinary Resolution:  
**"RESOLVED THAT** Shri Atul Gupta (DIN: 09704622), who retires by rotation and being eligible, be and is hereby re-appointed as a Director (Commercial) of the Company."
- To authorize Board of Directors of the Company to fix remuneration of Auditors for the Financial Year 2023-24 and to pass the following resolution as an Ordinary Resolution:  
**"RESOLVED THAT** pursuant to provisions under section 139(5) read with Section 142 of the Companies Act, 2013, approval of the Members be and is hereby accorded, authorizing the Board of Directors of the Company to decide and fix the remuneration, Out of Pocket, Statutory Taxes and other Ancillary Expenses payable to Auditors of the Company to be appointed by the Comptroller and Auditors General of India, for the Financial Year 2023-24."

### SPECIAL BUSINESS

- To appoint Shri Rajeev Gupta (DIN: 09839662) as Director (Projects) of the Company and in this regard, to consider and if thought fit, to pass, with or without modification(s), the following resolution, as an Ordinary Resolution:  
**"RESOLVED THAT** in accordance with the Section 149, 152, 161 and other applicable provisions, if any, of the Companies Act, 2013 read with Rules made thereunder (including any statutory modification(s) or re-enactment thereof for the time being in force) and other applicable provisions of the Securities and Exchange Board of India (Listing Obligations and Disclosure Requirements) Regulations, 2015 and the Articles of Association of the Company, Shri Rajeev Gupta (DIN: 09839662), who was nominated as Director (Projects) by the MoP&NG vide its letter No.CA-31018/4/2020-PNG (35678) dated 27.12.2022 and appointed as an Additional Director w.e.f. 28.12.2022 (date of assumption of charge) by the Board of Directors to hold the post of Director (Projects) of the Company upto the date of this Annual General Meeting and in respect of whom the Company has, pursuant to Section 160 of the Companies Act, received a notice from himself in writing proposing his candidature for the office of Director, be and is hereby appointed as Director (Projects) of the



Company, liable to retire by rotation, to hold office from the date of his assumption of charge of the post (i.e. 28.12.2022) till the date of his superannuation (i.e. 30.09.2024) or until further orders, whichever is earlier, on such terms & conditions, remunerations and tenure as may be determined by the President of India/ Government of India from time to time.”

7. To appoint Shri Rohit Mathur (DIN: 08216731) as Director (Government Nominee) of the Company and in this regard to consider and if thought fit, to pass, with or without modification(s), the following as an Ordinary Resolution:

“**RESOLVED THAT** in accordance with the Section 149, 152, 161 and other applicable provisions, if any, of the Companies Act, 2013 read with Rules made thereunder (including any statutory modification(s) or re-enactment thereof for the time being in force) and other applicable provisions of the Securities and Exchange Board of India (Listing Obligations and Disclosure Requirements) Regulations, 2015 and the Articles of Association of the Company, Shri Rohit Mathur (DIN: 08216731), who was nominated as Director (Government Nominee) by the MoP&NG vide its letter No. CA-31032/1/2021-PNG-37493 dated 16.05.2023 and appointed as an Additional Director w.e.f. 16.05.2023 by the Board of Directors to hold the post of Director (Government Nominee) of the Company upto the date of this Annual General Meeting and in respect of whom the Company has, pursuant to Section 160 of the Act, received a notice from himself in writing proposing his candidature for the office of Director, be and is hereby appointed as Director (Government Nominee) of the Company, liable to retire by rotation, to hold office w.e.f. 16.05.2023 for a period of three years on co-terminus basis or until further orders, whichever is earlier.”

By order of the Board of Directors

Place: New Delhi

Date: 11.08.2023

**(S. K. Padhi)**

Company Secretary

Registered Office: Engineers India Bhawan 1,

Bhikaji Cama Place, New Delhi –110066

CIN:L74899DL1965GOI004352

Tel : 011-26762121

Email : company.secretary@eil.co.in

Website: www.engineersindia.com

## Notes

1. The relevant Explanatory Statement pursuant to Section 102 of the Companies Act, 2013 setting out material facts concerning the business under item Nos.6 & 7 of the Notice, is annexed hereto. Other relevant details, pursuant to applicable Regulations of the Securities and Exchange Board of India (Listing Obligations and Disclosure Requirements) Regulations, 2015 and Secretarial Standard on General Meeting in respect of all Business items, as set out above is given hereunder.
2. In view of the continuing COVID-19 global pandemic, the general meetings of the companies shall be conducted as per the guidelines issued by the Ministry of Corporate Affairs (MCA) vide General Circular Nos. 10/2022 dated 28.12.2022 read within General Circular No. 20/2020 dated 05.05.2020 and 02/2022 dated 05.05.2022 (MCA Circular) and SEBI vide Circular No. SEBI/HO/CFD/PoD-2/P/CIR/2023/4 dated 05.01.2023 (SEBI Circular). The forthcoming AGM will thus be held through video conferencing (VC) or other audio visual means (OAVM) in compliance with applicable provisions of the Companies Act, 2013 read with above mentioned Circulars. Hence, Members can attend and participate in the ensuing AGM through VC/OAVM.
3. Pursuant to the provisions of Section 108 of the Companies Act, 2013 read with Rule 20 of the Companies (Management and Administration) Rules, 2014 (as amended) and Regulation 44 of SEBI (Listing Obligations & Disclosure Requirements) Regulations 2015 (as amended) and MCA Circulars, the Company is providing facility of remote e-voting to its Members in respect of the business to be transacted at the AGM. For this purpose, the Company has entered into an agreement with National Securities Depository Limited (NSDL) for facilitating voting through electronic means, as the authorized e-Voting agency. The facility of casting votes by a member using remote e-voting as well as the e-voting system on the date of the AGM will be provided by NSDL.
4. **Pursuant to MCA Circulars, the facility to appoint proxy to attend and cast vote for the members is not available for this AGM. However, in pursuance of Section 112 and Section 113 of the Companies Act, 2013, representatives of the members such as the President of India or the Governor of a State or body corporate can attend the AGM through VC/OAVM and cast their votes through e-voting.**
5. In view of MCA directives, Notice along with Annual Reports of the Company is being sent through e-mail only to those shareholders whose email ID are registered with the Company/Depository Participants. Shareholders desiring a physical copy of Annual Report may send their request to Company/Registrar and Share Transfer Agent (RTA) or send e-mail at [company.secretary@eil.co.in](mailto:company.secretary@eil.co.in) or [rta@alankit.com](mailto:rta@alankit.com)
6. Members can also access the Annual Report/AGM Notice at website of the Company/NSE/BSE ([www.engineersindia.com](http://www.engineersindia.com) / [www.nseindia.com](http://www.nseindia.com) / [www.bseindia.com](http://www.bseindia.com) respectively) and on the website of NSDL (agency for providing the Remote Voting facility) i.e. [www.evoting.nsdl.com](http://www.evoting.nsdl.com).
7. The facility for joining the 58<sup>th</sup> AGM by Members through VC/OAVM shall be kept open 30 minutes before the time scheduled to start the Meeting and shall remain open till the expiry of 30 minutes after such scheduled time of the Meeting. Members can join the same by following the procedure mentioned in the Notice. The facility of participation at the 58<sup>th</sup> AGM through VC/OAVM will be made available for 1000 members on first-come-first-served basis. This will not include large Shareholders (Shareholders holding 2% or more shareholding), Promoters, Institutional Investors, Directors, Key Managerial Personnel, the Chairpersons of the Audit Committee, Nomination and Remuneration Committee and Stakeholder's Relationship Committee, Auditors etc., who are allowed to attend the AGM without restriction on account of first-come first-served basis.
8. The attendance of the Members attending the AGM through VC/OAVM will be counted for the purpose of reckoning the quorum under Section 103 of the Companies Act, 2013.
9. If the final dividend, as recommended by the Board of Directors, is approved at the AGM, payment of such dividend will be made on Monday, 25<sup>th</sup> September, 2023 as under:
  - i. to all Beneficial Owners in respect of shares held in dematerialized form as per the data as may be made available by the National Securities Depository Limited (NSDL) and the Central Depository Services (India) Limited (CDSL) as on record date i.e. the close of business hours on Friday, 25<sup>th</sup> August, 2023.
  - ii. to all Members in respect of shares held in physical form after giving effect to valid transmission or transposition requests lodged with the Company/ Registrar and Share Transfer Agent as on the close of business hours on Friday, 25<sup>th</sup> August, 2023.
10. Members may note that pursuant to Income Tax Act 1961, as amended by Finance Act, 2020, dividend is taxable in the hands of shareholders and the Company is required to deduct tax at source from dividend paid to shareholders at the prescribed rates. For prescribed rates of various categories, shareholders are requested to refer to the Income Tax Act.  
  
Members are requested to complete and/or update their Residential Status, PAN, Category as per the Income Tax Act and email ID with their Depository Participants ('DPS') or with the Registrar and Share Transfer Agent of the Company in case shares are held in physical form before the Record date, to enable the Company to determine the appropriate TDS / withholding tax rate applicable.



**Higher Tax Deduction** shall apply in following cases:

- i. If shareholder is classified as "specified person" as per the provision of section 206AB, tax will be deducted at the rate higher of the following:
  - a. Twice the rate specified in the relevant provision of the Income-tax Act; or
  - b. Twice the rate or rates in force; or
  - c. The rate of 5%.
- ii. If the PAN is not as per the database of the Income-tax Portal, it would be considered as invalid PAN and tax at higher rate u/s 206AA shall apply as per the Income-tax Act.
- iii. As per Section 139AA of the Act every person who has been allotted a PAN and who is eligible to obtain Adhar shall be required link the PAN with Adhar. In case of failure to comply with this, PAN shall be deemed inoperative/invalid and tax shall be deducted at higher rate in accordance with Section 206AA.

**FOR RESIDENT SHAREHOLDERS:**

1. Tax shall be deducted u/s 194 @ 10% in case shareholder PAN is valid.
2. No TDS shall be deducted for Resident Individual shareholders in case dividend paid to resident individual does not exceed Rs. 5000/- during the FY 2023-24.
3. For list of exempted categories shareholders are requested to refer details at our website.
4. Valid declaration in Form 15H/15G as applicable (in duplicate in the prescribed form) may be submitted by resident shareholders in case tax for the Current Financial year on Shareholder's estimated total income will be NIL. This shall be submitted along with copy of PAN to avail the benefit of non-deduction of tax at source by email to the RTA.
5. For shareholders submitting valid Lower Deduction certificates u/s 197, rates of tax deduction shall be rates as mentioned in the Lower Deduction Certificate. These shall be submitted by Shareholder to RTA of the Company at [rta@alankit.com](mailto:rta@alankit.com) by 01.09.2023{till 11:59 P.M.(IST)}.

**FOR NON-RESIDENT SHAREHOLDERS:**

1. Withholding Tax shall be deducted@ 20% (plus applicable Surcharge and Cess) as per Income Tax Act.
2. However, Non-Resident shareholders [Including Foreign Institutional Investors (FIIs)/Foreign Portfolio Investors (FPIs)], have option to be governed by provisions of Double Taxation Avoidance Agreement (DTAA) read with Multilateral Instrument (MLI) between India and country of Tax residency of shareholders, if they are more beneficial to them. Thus, TDS as per Income Tax Act, 1961 or Tax treaty rates, whichever is beneficial shall be applied provided the Non-residents submits specified documents:

- Self- attested copy of PAN, if available
- Tax Residency Certificate (TRC) valid for FY 2023-24 obtained from authorities of the Country of which the shareholder is a Resident
- Form 10F duly filled (Filed online at Income Tax Portal for shareholders with Valid PAN)
- Declaration to the effect that:
  - i. Dividend Income is not attributable to any Permanent Establishment (PE) or Fixed Base in India.
  - ii. Non-Resident is Eligible to claim benefit of DTAA. Shareholder has no reason to believe that his/ her claim for the benefits of the DTAA is impaired in any manner.
  - iii. Non- Resident receiving Dividend Income is the beneficial owner of shares
  - iv. Shareholder is and will continue to remain a tax resident of the country of its residence during the financial year 2023-24.

Please note that Company is not obligated to apply DTAA rates at time of Tax deduction. Application of beneficial Tax Treaty Rate shall depend upon the completeness and review of the documents submitted by the Non-Resident shareholder, to the satisfaction of the Company.

**General Points:**

- TDS certificates will be shared with the respective shareholders in due course as per due dates under Income Tax Act. Shareholders can also view the credit of TDS in their respective Form 26AS.
- In case the tax on Dividend is deducted at a higher rate in absence of receipt of or satisfactory completeness of the afore-mentioned details / documents by 01.09.2023 {till 11:59 P.M.(IST)}, the shareholder may claim an appropriate refund in the return of income filed with their respective Tax authorities. No claim shall lie against the Company for such taxes deducted.
- In case the shareholder is a mere custodian of the shares and not the beneficial owner of the dividend payable thereof, in order to effect TDS credit to the beneficial owner, shareholder may submit a declaration as per Rule 37BA of Income Tax Rules. The declaration shall contain the name, address and PAN, residential status and holding of the person to whom the tax credit is to be given along with reasons for giving credit to such person.

The applicable rates and documentation requirement for each category of shareholders is available at our website [www.engineersindia.com](http://www.engineersindia.com). Members wish to avail no Tax / Lower Tax /DTAA benefit or submit 37BA declaration etc. are required to submit all specified documents at [rta@alankit.com](mailto:rta@alankit.com) latest by 01.09.2023 {till 11:59 P.M.(IST)}.

No communication on the tax determination / deduction shall be entertained beyond 11:59 P.M., 1<sup>st</sup> September, 2023.

**11. Payment of Dividend through electronic means:**

- a. To avoid loss of dividend warrants in transit and undue delay in receipt of dividend warrants, the Company provides the facility to the Members for remittance of dividend directly in electronic mode through National Automated Clearing House (NACH). Members holding shares in physical form and desirous of availing this facility of electronic remittance are requested to provide their latest bank account details (Core Banking Solution Enabled Account Number, 9 digit MICR and 11 digit IFS Code), along with their Folio Number, to the Company's Registrar and Share Transfer Agent – M/s Alankit Assignments Limited. Members holding shares in electronic form are requested to update their bank details with their respective Depository Participants.
  - b. Members holding shares in physical form are requested to register PAN, KYC, Nomination details and change/update their information with RTA for processing their service request in line with SEBI Circular dated November 03, 2021 (read with circular dated 14.12.2021 and 16.03.2023) available at Company's website [www.engineersindia.com](http://www.engineersindia.com). Members holding shares in electronic form are requested to update PAN, KYC, Nomination details to their respective Depository Participants.
  - c. In case Members holding shares in physical form fails to furnish PAN, KYC and Nomination details before October 1, 2023 as per above mentioned SEBI circulars, RTA is obligated to freeze such folios. The Members with frozen folios shall be eligible to lodge grievances or service request and shall be eligible to receive payments including dividend (only through electronic mode w.e.f. April 1, 2024), only after furnishing the complete documents. If the securities continue to remain frozen as on December 31, 2025, the RTA / the Company shall refer such securities to the administering authority under the Benami Transactions (Prohibitions) Act, 1988, and / or the Prevention of Money Laundering Act, 2002.
12. As per the provisions of Section 72 of the Companies Act, 2013, the facility for making nomination is available for Members in respect of shares held by them. Members who have not yet registered their nomination are requested to register the same by submitting Form No. SH-13 to their DPs in case the shares are held in electronic form and to Registrar and Share Transfer Agent of the Company in case the shares are held in physical form.
  13. As per Regulations 39 and 40 of SEBI Listing Regulations read with SEBI Circular No. SEBI/HO/MIRSD/MIRSD\_RTAMB/P/CIR/2022/8 dated January 25, 2022, Members may please note that SEBI has mandated the Listed Companies to issue securities in demat form only (vide Gazette Notification no. SEBI/LADNRO/GN/2022/66 dated January 24, 2022) while processing service requests. Accordingly, Shareholders are

requested to make service requests by submitting a duly filled and signed Form ISR-4, available at Company's website [www.engineersindia.com](http://www.engineersindia.com). In view of the same and to eliminate all risks associated with physical shares and avail various benefits of dematerialisation, Members are advised to dematerialise the shares held by them in physical form. Members can contact the Company or Company's Registrars and Transfer Agents, M/s Alankit Assignments Limited | 205-208, Anarkali Complex, Jhandewalan Extension | New Delhi - 110055, India (Tel No.91-11-4254 1234 |, Fax No.91-11-42541201, Email: [rt@alankit.com](mailto:rt@alankit.com), Website: [www.alankit.com](http://www.alankit.com) for assistance in this regard.

14. In case of joint holders, the Member whose name appears as the first holder in the order of names as per the Register of Members of the Company will be entitled to vote at the AGM.
15. Members are requested to note that, dividend, if not encashed for a period of 7 years from the date of transfer to Unpaid Dividend Account of the Company, are liable to be transferred to the Investor Education and Protection Fund ("IEPF"). The shares in respect of such unclaimed dividends are also liable to be transferred to the demat account of the IEPF Authority, if they remain unclaimed for seven consecutive years. In view of this, Members/Claimants are requested to claim their dividends from the Company, within the stipulated timeline. For details of unpaid/unclaimed dividends, Shareholders may refer our website at [www.engineersindia.com](http://www.engineersindia.com). The Members, whose unclaimed dividends/shares have been transferred to IEPF, may claim the same by making an application to the IEPF Authority, in Form No. IEPF-5 available on [www.iepf.gov.in](http://www.iepf.gov.in). The Members/Claimants can file only one consolidated claim in a financial year as per the IEPF Rules.
16. All documents referred to in the Notice calling the AGM and the Explanatory Statement are available on the website of the Company for inspection by the Members.
17. Pursuant to the requirements of Corporate Governance, brief resume of the Directors proposed for appointment/ re-appointment are annexed with the Notice.
18. Voting through electronic means/Venue e-voting
  - i. In compliance with the provisions of Section 108 of the Companies Act, 2013 read with Rule 20 of the Companies (Management and Administration) Rules, 2014 as amended from time to time and Regulation 44 of the SEBI Listing Regulations, the Members are being provided the facility to cast their vote electronically, through the e-voting services of National Securities Depositories Limited (NSDL) on all the resolutions set forth in this Notice.
  - ii. The Board of Directors has appointed Ms. Parul Jain, Practicing Company Secretary of M/s VAP & Associates (C.P. No. 13901) as the Scrutinizer to scrutinize the remote e-Voting process and casting vote through the e-Voting system during the meeting in a fair and transparent manner.

**19. THE INSTRUCTIONS FOR MEMBERS FOR REMOTE E-VOTING AND JOINING GENERAL MEETING ARE AS UNDER:-**

- i) The remote e-voting period begins on Monday, 11<sup>th</sup> September, 2023 at 9.00 A.M. (IST) and ends on Thursday, 14<sup>th</sup> September, 2023 at 5.00 P.M. (IST). The remote e-voting module shall be disabled by NSDL for voting thereafter. The Members, whose names appear in the Register of Members / Beneficial Owners as on the cut-off date i.e. Friday, 8<sup>th</sup> September 2023, may cast their vote electronically. The voting right of shareholders shall be in proportion to their share in the paid-up equity share capital of the Company as on the cut-off date, being Friday, 8<sup>th</sup> September 2023.

**How do I vote electronically using NSDL e-Voting system?**

The way to vote electronically on NSDL e-Voting system consists of “Two Steps” which are mentioned below:





**A) Step 1: Access to NSDL e-Voting system**

Login method for e-Voting and joining virtual meeting for Individual shareholders holding securities in demat mode

In terms of SEBI circular dated December 9, 2020 on e-Voting facility provided by Listed Companies, Individual shareholders holding securities in demat mode are allowed to vote through their demat account maintained with Depositories and Depository Participants. Shareholders are advised to update their mobile number and email Id in their demat accounts in order to access e-Voting facility.

Login method for Individual shareholders holding securities in demat mode is given below:

Type of shareholders	Login Method
Individual Shareholders holding securities in demat mode with NSDL.	<ol style="list-style-type: none"> <li>Existing <b>IDEAS</b> user can visit the e-Services website of NSDL Viz. <a href="https://eservices.nsd.com">https://eservices.nsd.com</a> either on a Personal Computer or on a mobile. On the e-Services home page click on the “Beneficial Owner” icon under “Login” which is available under ‘IDEAS’ section, this will prompt you to enter your existing User ID and Password. After successful authentication, you will be able to see e-Voting services under Value added services. Click on “Access to e-Voting” under e-Voting services and you will be able to see e-Voting page. Click on company name or e-Voting service provider i.e. NSDL and you will be re-directed to e-Voting website of NSDL for casting your vote during the remote e-Voting period or joining virtual meeting &amp; voting during the meeting.</li> <li>If you are not registered for IDEAS e-Services, option to register is available at <a href="https://eservices.nsd.com">https://eservices.nsd.com</a>. Select “Register Online for IDEAS Portal” or click at <a href="https://eservices.nsd.com/SecureWeb/IdeasDirectReg.jsp">https://eservices.nsd.com/SecureWeb/IdeasDirectReg.jsp</a></li> </ol>

Type of shareholders	Login Method
Individual Shareholders holding securities in demat mode with NSDL.	<ol style="list-style-type: none"> <li>Visit the e-Voting website of NSDL. Open web browser by typing the following URL: <a href="https://www.evoting.nsd.com/">https://www.evoting.nsd.com/</a> either on a Personal Computer or on a mobile. Once the home page of e-Voting system is launched, click on the icon “Login” which is available under ‘Shareholder/Member’ section. A new screen will open. You will have to enter your User ID (i.e. your sixteen digit demat account number hold with NSDL), Password/OTP and a Verification Code as shown on the screen. After successful authentication, you will be redirected to NSDL Depository site wherein you can see e-Voting page. Click on company name or e-Voting service provider i.e. NSDL and you will be redirected to e-Voting website of NSDL for casting your vote during the remote e-Voting period or joining virtual meeting &amp; voting during the meeting.</li> <li>Shareholders/Members can also download NSDL Mobile App “NSDL Speede” facility by scanning the QR code mentioned below for seamless voting experience.</li> </ol> <p style="text-align: center;">NSDL Mobile App is available on</p> <div style="display: flex; justify-content: center; gap: 20px;">   </div> <div style="display: flex; justify-content: center; gap: 20px;">   </div>
Individual Shareholders holding securities in demat mode with CDSL	<ol style="list-style-type: none"> <li>Existing users who have opted for Easi / Easiest, they can login through their user id and password. Option will be made available to reach e-Voting page without any further authentication. The URL for users to login to Easi / Easiest are <a href="https://web.cdslindia.com/myeasi/home/login">https://web.cdslindia.com/myeasi/home/login</a> or <a href="http://www.cdslindia.com">www.cdslindia.com</a> and click on New System Myeasi.</li> <li>After successful login of Easi/Easiest the user will be also able to see the E Voting Menu. The Menu will have links of e-Voting service provider i.e. NSDL. Click on NSDL to cast your vote.</li> <li>If the user is not registered for Easi/Easiest, option to register is available at <a href="https://web.cdslindia.com/myeasi/Registration/EasiRegistration">https://web.cdslindia.com/myeasi/Registration/EasiRegistration</a></li> <li>Alternatively, the user can directly access e-Voting page by providing demat Account Number and PAN No. from a link in <a href="http://www.cdslindia.com">www.cdslindia.com</a> home page. The system will authenticate the user by sending OTP on registered Mobile &amp; Email as recorded in the demat Account. After successful authentication, user will be provided links for the respective E-voting Service Provider (ESP) i.e. NSDL where the e-Voting is in progress.</li> </ol>

Type of shareholders	Login Method
Individual Shareholders (holding securities in demat mode) login through their depository participants	You can also login using the login credentials of your demat account through your Depository Participant registered with NSDL/CDSL for e-Voting facility. upon logging in, you will be able to see e-Voting option. Click on e-Voting option, you will be redirected to NSDL/CDSL Depository site after successful authentication, wherein you can see e-Voting feature. Click on company name or e-Voting service provider i.e. NSDL and you will be redirected to e-Voting website of NSDL for casting your vote during the remote e-Voting period or joining virtual meeting & voting during the meeting.

**Important note:** Members who are unable to retrieve User ID/ Password are advised to use Forget User ID and Forget Password option available at abovementioned website.

**Helpdesk for Individual Shareholders holding securities in demat mode for any technical issues related to login through Depository i.e. NSDL and CDSL.**

Login type	Helpdesk details
Individual Shareholders holding securities in demat mode with NSDL	Members facing any technical issue in login can contact NSDL helpdesk by sending a request at <a href="mailto:evoting@nsdl.co.in">evoting@nsdl.co.in</a> or call at 022 - 4886 7000 and 022 - 2499 7000
Individual Shareholders holding securities in demat mode with CDSL	Members facing any technical issue in login can contact CDSL helpdesk by sending a request at <a href="mailto:helpdesk.evoting@cDSLindia.com">helpdesk.evoting@cDSLindia.com</a> or contact at toll free no. 1800 22 55 33

**B) Login Method for e-Voting and joining virtual meeting for shareholders other than Individual shareholders holding securities in demat mode and shareholders holding securities in physical mode.**

**How to Log-in to NSDL e-Voting website?**

1. Visit the e-Voting website of NSDL. Open web browser by typing the following URL: <https://www.evoting.nsdl.com/> either on a Personal Computer or on a mobile.
2. Once the home page of e-Voting system is launched, click on the icon “**Login**” which is available under ‘**Shareholder/ Member**’ section.  
  
A new screen will open. You will have to enter your User ID, your Password/OTP and a Verification Code as shown on the screen.
3. Alternatively, if you are registered for NSDL eservices i.e. IDEAS, you can log-in at <https://eservices.nsdl.com/> with your existing IDEAS login. Once you log-in to NSDL eservices after using your

log-in credentials, click on e-Voting and you can proceed to Step 2 i.e. Cast your vote electronically.(Serial no. 19 (i) (C))

4. Your User ID details are given below :

Manner of holding shares i.e. Demat (NSDL or CDSL) or Physical	Your User ID is:
a) For Members who hold shares in demat account with NSDL.	8 Character DP ID followed by 8 Digit Client ID  For example if your DP ID is IN300*** and Client ID is 12***** then your user ID is IN300***12*****.
b) For Members who hold shares in demat account with CDSL.	16 Digit Beneficiary ID  For example if your Beneficiary ID is 12***** then your user ID is 12*****
c) For Members holding shares in Physical Form.	EVEN Number followed by Folio Number registered with the company  For example if folio number is 001*** and EVEN is 101456 then user ID is 101456001***

5. Password details for shareholders other than Individual shareholders are given below:

- a) If you are already registered for e-Voting, then you can use your existing password to login and cast your vote.
- b) If you are using NSDL e-Voting system for the first time, you will need to retrieve the ‘initial password’ which was communicated to you. Once you retrieve your ‘initial password’, you need to enter the ‘initial password’ and the system will force you to change your password.
- c) How to retrieve your ‘initial password’?
  - (i) If your email ID is registered in your demat account or with the company, your ‘initial password’ is communicated to you on your email ID. Trace the email sent to you from NSDL from your mailbox. Open the email and open the attachment i.e. a .pdf file. Open the .pdf file. The password to open the .pdf file is your 8 digit client ID for NSDL account, last 8 digits of client ID for CDSL account or folio number for shares held in physical form. The pdf file contains your ‘User ID’ and your ‘initial password’.
  - (ii) If your email ID is not registered, please follow steps mentioned below in process for those shareholders whose email ids are not registered.





6. If you are unable to retrieve or have not received the “Initial password” or have forgotten your password:
  - a) Click on “Forgot User Details/Password?”(If you are holding shares in your demat account with NSDL or CDSL option available on [www.evoting.nsdl.com](http://www.evoting.nsdl.com).
  - b) Physical User Reset Password?” (If you are holding shares in physical mode) option available on [www.evoting.nsdl.com](http://www.evoting.nsdl.com).
  - c) If you are still unable to get the password by aforesaid two options, you can send a request at [evoting@nsdl.co.in](mailto:evoting@nsdl.co.in) mentioning your demat account number/folio number, your PAN, your name and your registered address etc.
  - d) Members can also use the OTP (One Time Password) based login for casting the votes on the e-Voting system of NSDL.
7. After entering your password, tick on Agree to “Terms and Conditions” by selecting on the check box.
8. Now, you will have to click on “Login” button.
9. After you click on the “Login” button, Home page of e-Voting will open.

**C) Step 2: Cast your vote electronically and join General Meeting on NSDL e-Voting system**

**How to cast your vote electronically and join General Meeting on NSDL e-Voting system**

1. After successful login at Step 1, you will be able to see all the companies “EVEN” in which you are holding shares and whose voting cycle and General Meeting is in active status.
2. Select “EVEN” of company for which you wish to cast your vote during the remote e-Voting period and casting your vote during the General Meeting. For joining virtual meeting, you need to click on “VC/OAVM” link placed under “Join Meeting”.
3. Now you are ready for e-Voting as the Voting page opens.
4. Cast your vote by selecting appropriate options i.e. assent or dissent, verify/modify the number of shares for which you wish to cast your vote and click on “Submit” and also “Confirm” when prompted.
5. Upon confirmation, the message “Vote cast successfully” will be displayed.
6. You can also take the printout of the votes cast by you by clicking on the print option on the confirmation page.
7. Once you confirm your vote on the resolution, you will not be allowed to modify your vote.

**D) General Guidelines for Shareholders**

1. Institutional shareholders (i.e. other than individuals, HUF, NRI etc.) are required to send scanned copy (PDF/JPG Format) of the relevant Board Resolution/ Authority letter etc. with attested specimen signature of the duly authorized signatory(ies) who are authorized to vote, to the Scrutinizer by e-mail to [vapassociatespcs@gmail.com](mailto:vapassociatespcs@gmail.com) with a copy marked to [evoting@nsdl.co.in](mailto:evoting@nsdl.co.in).
  2. It is strongly recommended not to share your password with any other person and take utmost care to keep your password confidential. Login to the e-voting website will be disabled upon five unsuccessful attempts to key in the correct password. In such an event, you will need to go through the “Forgot User Details/Password?” or “Physical User Reset Password?” option available on [www.evoting.nsdl.com](http://www.evoting.nsdl.com) to reset the password.
  3. In case of any queries, you may refer the Frequently Asked Questions (FAQs) for Shareholders and e-voting user manual for Shareholders available at the download section of [www.evoting.nsdl.com](http://www.evoting.nsdl.com) or call on no.: 022 - 4886 7000 and 022 - 2499 7000 or send a request to Ms. Pallavi Mhatre at [evoting@nsdl.co.in](mailto:evoting@nsdl.co.in).
- ii. Process for those shareholders whose email ids are not registered with the depositories for procuring user id and password and registration of e mail ids for e-voting for the resolutions set out in this notice:**
1. In case shares are held in physical mode please provide Folio No., Name of shareholder, scanned copy of the share certificate (front and back), PAN (self attested scanned copy of PAN card), AADHAR (self attested scanned copy of Aadhar Card) by email to [rta@alankit.com](mailto:rta@alankit.com)
  2. In case shares are held in demat mode, please provide DPID-CLID (16 digit DPID + CLID or 16 digit beneficiary ID), Name, client master or copy of Consolidated Account statement, PAN (self attested scanned copy of PAN card), AADHAR (self-attested scanned copy of Aadhar Card) to [rta@alankit.com](mailto:rta@alankit.com). If you are an Individual shareholders holding securities in demat mode, you are requested to refer to the login method explained at **step 1 (A)** i.e. Login method for e-Voting and joining virtual meeting for Individual shareholders holding securities in demat mode. (Serial No. 19(i)(A)).
  3. Alternatively shareholder/members may send a request to [evoting@nsdl.co.in](mailto:evoting@nsdl.co.in) for procuring user id and password for e-voting by providing above mentioned documents.
  4. In terms of SEBI circular dated December 9, 2020 on e-Voting facility provided by Listed Companies, Individual shareholders holding securities in demat mode are allowed to vote through their demat account maintained with Depositories and Depository Participants. Shareholders are required to update their mobile number and email ID correctly in their demat account in order to access e-Voting facility.

**iii. THE INSTRUCTIONS FOR MEMBERS FOR e-VOTING ON THE DAY OF THE AGM ARE AS UNDER:-**

1. The procedure for e-Voting on the day of the AGM is same as the instructions mentioned above for remote e-voting.
2. Only those Members/ shareholders, who will be present in the AGM through VC/OAVM facility and have not casted their vote on the Resolutions through remote e-Voting and are otherwise not barred from doing so, shall be eligible to vote through e-Voting system in the AGM.
3. Members who have voted through Remote e-Voting will be eligible to attend the AGM. However, they will not be eligible to vote at the AGM.
4. The details of the person who may be contacted for any grievances connected with the facility for e-Voting on the day of the AGM shall be the same person mentioned for Remote e-voting.

**iv. INSTRUCTIONS FOR MEMBERS FOR ATTENDING THE AGM THROUGH VC/OAVM ARE AS UNDER:**

1. Member will be provided with a facility to attend the AGM through VC/OAVM through the NSDL e-Voting system. Members may access by following the steps mentioned above for **Access to NSDL e-Voting system**. After successful login, you can see link of "VC/OAVM link" placed under "**Join General meeting**" menu against company name. You are requested to click on VC/OAVM link placed under Join General Meeting menu. The link for VC/OAVM will be available in Shareholder/Member login where the EVEN of Company will be displayed. Please note that the members who do not have the User ID and Password for e-Voting or have forgotten the User ID and Password may retrieve the same by following the remote e-Voting instructions mentioned in the notice to avoid last minute rush.
2. Members are encouraged to join the Meeting through Laptops for better experience.
3. Further, Members will be required to allow Camera and use Internet with a good speed to avoid any disturbance during the meeting.
4. Please note that Participants Connecting from Mobile Devices or Tablets or through Laptop connecting via Mobile Hotspot may experience Audio/Video loss due to Fluctuation in their respective network. It is therefore recommended to use Stable Wi-Fi or LAN Connection to mitigate any kind of aforesaid glitches.
5. Shareholders who would like to express their views/ask questions during the meeting may register themselves as a speaker by sending their request in advance at least 5 days prior to meeting mentioning their name, demat account number/folio number, email id, mobile number at

[company.secretary@eil.co.in](mailto:company.secretary@eil.co.in). The shareholders who do not wish to speak during the AGM but have queries may send their queries in advance 5 days prior to meeting mentioning their name, demat account number/folio number, email id, mobile number at [company.secretary@eil.co.in](mailto:company.secretary@eil.co.in). These queries will be replied to by the company suitably during the meeting, if time permits.

6. Those Shareholders who have registered themselves as speaker will only be allowed to express their views/ask questions, subject to the availability of time during the meeting.

**Other Instructions**

- i. The voting rights of Members shall be in proportion to their shares in the paid-up equity share capital of the Company as on the cut- off date.
- ii. Any person, who acquires shares of the Company and becomes a Member of the Company after sending of the Notice and holding shares as on the cut-off date i.e. Friday, 8<sup>th</sup> September 2023, can also request for the soft/hard copy of Annual report/ Notice by sending a request at [rta@alankit.com](mailto:rta@alankit.com). For obtaining user id and password, members are requested to follow the instructions given under note no. 19 (ii).
- iii. The Chairman & Managing Director shall, at the 58<sup>th</sup> AGM, at the end of discussion on the resolutions on which voting is to be held, allow venue e-voting with the assistance of Scrutinizer, for all those members who have attended 58<sup>th</sup> AGM through VC/OAVM and have not casted their votes by availing the remote e- voting facility.
- iv. The Scrutinizer shall, immediately after the conclusion of voting at the AGM, unblock the votes cast through remote e-voting and venue e-voting in the presence of at least two witnesses not in the employment of the Company and make, not later than two working days of the conclusion of the AGM, a consolidated Scrutinizer's Report of the total votes cast in favour or against, if any, to the Chairman & Managing Director or a person authorized by him/her in writing, who shall countersign the same and declare the result of the voting forthwith.
- v. The Results declared along with the Report of the Scrutinizer shall be placed on the website of the Company at [www.engineersindia.com](http://www.engineersindia.com) and on the website of NSDL (agency for providing e-voting platform) at [www.evotingindia.nsdl.com](http://www.evotingindia.nsdl.com) immediately. The results shall be forwarded to BSE Limited and National Stock Exchange of India Limited, where the shares of the Company are listed within statutory period. The results shall also be displayed on the Notice Board of the Registered Office of the Company.
- vi. The Resolutions, if passed by the requisite majority, shall be deemed to have been passed on the date of the 58<sup>th</sup> Annual General Meeting i.e. Friday, 15<sup>th</sup> September 2023.



## EXPLANATORY STATEMENT

As required under Section 102 of the Companies Act, 2013 ("Act"), the following explanatory statement sets out all material facts relating to special business mentioned under Item No. 6 & 7 of the accompanying Notice:

### Item No.6

Shri Rajeev Gupta (DIN: 09839662) was appointed as an Additional Director designated as Director (Projects) w.e.f. 28.12.2022 (date of assumption of charge) in terms of Ministry of Petroleum & Natural Gas, Government of India letter No. CA-31018/4/2020-PNG (35678) dated 27.12.2022, from the date of his assumption or charge of the post, till the date of his superannuation i.e 30.09.2024 or until further orders of the Government, whichever is earlier.

Pursuant to the provisions under Section 161 of the Companies Act, 2013, he holds office up to the ensuing Annual General Meeting of the Company.

The Company has received a notice in writing from himself pursuant to the provisions of Section 160 of the Companies Act, 2013, signifying his intention as candidate for the office of Director. Shri Rajeev Gupta, if appointed, will be liable to retire by rotation under Section 152 of the Companies Act, 2013 and in terms of provisions under the Articles of Association of the Company, on such terms and conditions, remunerations, tenure as may be determined by the President of India/ Govt. of India from time to time. Brief resume containing, inter- alia, the statutory disclosures have been given in the Annexure to the Notice of 58<sup>th</sup> AGM.

Except Shri Rajeev Gupta, none of the Directors, Key Managerial Personnel and their relatives, is interested or concerned financially or otherwise in the resolution.

The Board of Directors considers that in view of the background and experience, it would be in the interest of the Company to appoint him as Director (Projects) of the Company. The Board recommends the resolution for your approval.

Place: New Delhi  
Date: 11.08.2023

Registered Office: Engineers India Bhawan 1,  
Bhikaji Cama Place, New Delhi –110066  
CIN:L74899DL1965GOI004352  
Tel : 011-26762121  
Email : company.secretary@eil.co.in  
Website: www.engineersindia.com

### Item no.7

Shri Rohit Mathur (DIN: 08216731) was appointed as an Additional Director designated as Director (Government Nominee) w.e.f. 16.05.2023 in terms of Ministry of Petroleum & Natural Gas, Government of India letter No. CA-31032/1/2021-PNG-37493 dated 16.05.2023, for a period of 3 years on co-terminus basis or until further orders, whichever is earlier.

Pursuant to the provisions under Section 161 of the Companies Act, 2013, he holds office up to the ensuing Annual General Meeting of the Company.

The Company has received a notice in writing from himself pursuant to the provisions of Section 160 of the Companies Act, 2013, signifying his intention as candidate for the office of Director. Shri Rohit Mathur, if appointed, will be liable to retire by rotation under Section 152 of the Companies Act, 2013 and in terms of provisions under the Articles of Association of the Company, on such terms and conditions, tenure as may be determined by the President of India/ Govt. of India from time to time. Brief resume containing, inter- alia, the statutory disclosures have been given in the Annexure to the Notice of 58<sup>th</sup> AGM.

Except Shri Rohit Mathur, none of the Directors, Key Managerial Personnel and their relatives, is interested or concerned financially or otherwise in the resolution.

The Board of Directors considers that in view of the background and experience, it would be in the interest of the Company to appoint him as Director (Government Nominee) of the Company. The Board recommends the resolution for your approval

By order of the Board of Directors

(S. K. Padhi)  
Company Secretary

**ANNEXURE TO THE NOTICE**  
**DETAILS OF DIRECTORS RETIRING BY ROTATION/SEEKING APPOINTMENT**  
**AT THE 58<sup>TH</sup> ANNUAL GENERAL MEETING**

[Pursuant to SEBI (Listing Obligations and Disclosure Requirements) Regulations 2015 and Secretarial Standard – 2 on General Meetings]

## Item No. 3 ,4, 6 &amp; 7

Name	:	Shri Sanjay Jindal	Shri Atul Gupta	Shri Rajeev Gupta	Shri Rohit Mathur
Date of Birth/ Age	:	18.01.1968/55 years	01.10.1969/53years	10.09.1964/58 Years	20.09.1968/54 Years
Date of appointment	:	10.06.2022	16.08.2022	28.12.2022	16.05.2023
Qualification	:	B.Com. (Hons.), ACMA	B. Tech. in Mechanical Engineering	B.E. (Electrical Engineering)	B.E. (Mechanical), Master of Finance and Control (MFC)
Shareholding in EIL (Self and as a beneficial owner)	:	Nil	1734 equity shares	2060 equity shares	Nil
Brief Resume & Experience in specific Functional Areas	:	<p>He is B.Com (Hons.) from Delhi University and a member of the Institute of Cost Accountants of India. Shri Jindal had joined EIL in 1992 and has rich and versatile experience in finance and cost accounting of more than 30 years in Hydrocarbon sector. He has handled entire spectrum of Finance and Accounts functions, especially Facilitating Project execution from Bidding to Contract closure, Project Financing, investments, taxation, implementation of Internal Financial Control Systems, Financial Reporting etc. Shri Jindal has also served as Chief Financial Officer of Ramagundam Fertilizers and Chemicals Limited (RFCL). He is also a part-time director on the Board of Certification Engineers International Limited, a wholly owned subsidiary of EIL.</p>	<p>He is a Mechanical Engineer from GBPUAT Pantnagar and joined EIL as Management Trainee in 1992. In a career spanning 31 years, he has been associated in a wide array of domain and steered the successful implementation of various mega projects in India and abroad involving various modes of execution. During Project implementation led the multidisciplinary team of Technical and Commercial domain involving Process, Engineering, Contracts &amp; Procurement, Manufacturing, Construction and Commissioning in both green field and brown field projects. He had also been posted at various Project locations in India and abroad involving Refinery, Petrochemical, Pipeline, Fertilizer etc. before moving to corporate office in 2007.</p>	<p>He is having more than 37 years experience in Project Management, Engineering and Supply Chain Management. He has successfully executed projects in Refineries, Petrochemicals, Gas Processing, Offshore, Pipelines, LNG Terminals, Ports &amp; Harbour within and outside India.</p>	<p>Shri Rohit Mathur is a Government Nominee Director of our Company. He is a Mechanical Engineer from Thapar College of Engineering, Patiala and has also completed Master of Finance and Control (MFC) from Delhi University. He is presently posted as Joint Secretary (General), Ministry of Petroleum and Natural Gas (MOP&amp;NG). Prior to this assignment, he was Director (S, CC &amp; FP), MOP&amp;NG handling matters relating to Refineries Sector, Biofuels, Petrochemicals, crude oil supply and flagship Programmes. He has also worked in various capacities in other Ministries viz. Ministry of Agriculture, Food Processing Industries, Ministry of Finance (Department of Economic Affairs), Department of Biotechnology and Ministry of Health &amp; Family Welfare.</p>



<b>Number of Board Meeting attended (FY 2022-23)</b>	06 (six)	04 (Four)	02(Two)	N.A
<b>Directorship held in other Public Companies</b>	Certification Engineers International Limited	Nil	Nil	Nil
<b>Resigned from listed company in past three years</b>	None	None	None	None
<b>Chairmanship/ Membership Committees across all public companies* (Including EIL)</b>	Member-Stakeholders' Relationship Committee-EIL	None	Member-Audit Committee-EIL	Nil
<b>Relationship between Directors / Key Managerial Personnel inter-se</b>	None	None	None	None
<b>Terms and Conditions of Appointment</b>	As per the letter issued by the Ministry of Petroleum & Natural Gas, Government of India.			

\*Audit & Stakeholders' Relationship Committee

NATION-BUILDING THRIVES ON  
SUSTAINABILITY GOALS.





## OUR VISION

To be a Global Leader offering Total Energy Solutions for a Sustainable Future.



## OUR MISSION

- ◆ Achieve 'Customer Delight' through innovative, cost effective and value added consulting and EPC services.
- ◆ To maximize creation of wealth, value and satisfaction for stakeholders with high standards of business ethics and aligned with national policies.





## RISK MANAGEMENT

EIL is committed to effective management of risks across the organization by aligning its risk management strategy to its business objectives through instituting a risk management structure for timely identification, assessment, mitigating, monitoring and reporting of risks. Risk management at EIL is the responsibility of every employee both individually as well as collectively.



## CORE VALUES

- ◆ Benchmark to learn from superior role models.
- ◆ Nurture the essence of Customer Relationship and Bonding.
- ◆ Foster Innovation with emphasis on value addition.
- ◆ Integrity and Trust as fundamental to functioning.
- ◆ Thrive upon constant Knowledge updation as a Learning organization.
- ◆ Passion in pursuit of excellence.
- ◆ Quality as a way of life.
- ◆ Collaboration in synergy through cross functional Team efforts.
- ◆ Sense of ownership in what we do.







## WHO WE ARE

- ◆ A leading global Engineering Consultancy & EPC Company offering Total Energy Solutions
- ◆ Nearly six decades of experience on landmark projects with global energy majors.
- ◆ Significant track record across entire Oil & Gas value chain.
- ◆ Focused diversification into other sectors:
  - ▶ Fertilizer and LNG
  - ▶ Ferrous & Non-ferrous Metallurgy
  - ▶ Infrastructure
  - ▶ Strategic Crude Oil Storage
  - ▶ Water & Waste Water Management
  - ▶ Ports & Harbours
  - ▶ Coal gasification
  - ▶ Niche Chemicals
  - ▶ Bio-fuels/Green Ammonia/Green Hydrogen
- ◆ Over 2300 highly experienced professionals and technical workforce.
- ◆ In-house and collaborative R&D support with 35 live patents.
- ◆ Expanding overseas presence in Middle East, Africa, South & Central Asia and Latin America.
- ◆ Zero debt firm with track record of healthy earnings and consistent dividend payout.

## Table of Contents

### 2 Who We Are

### 4 Chairman's Statement

### 9 Board of Directors

1.	Chairman's Statement	4-8
2.	Board of Directors	9-14
3.	Ten Years' Performance at a Glance	15
4.	Notice - 58 <sup>th</sup> Annual General Meeting (AGM)	16-27
5.	Directors' Report along with following Annexures	28-128
-	Management Discussion & Analysis	62-74
-	Business Responsibility & Sustainability Report	75-97
-	Annual Report on CSR Activities	98-100
-	Particulars of Contracts entered into by the Company with Related Parties (AOC-2)	101
-	Report on Corporate Governance	102-123
-	C&MD and CFO Certification	124
-	Auditors' Report on Corporate Governance	125
-	Secretarial Audit Report	126-128
6.	Independent Auditor's Report	129-140
7.	Balance Sheet	141
8.	Statement of Profit & Loss	142
9.	Statement of Changes in Equity	143
10.	Cash Flow Statement	144-145
11.	Summary of significant accounting policies and accompanying notes for the year ended 31 <sup>st</sup> March, 2023	146-208
12.	CAG Comments on the Accounts (Standalone) of EIL	209
13.	Consolidated Accounts with Independent Auditor's Report thereon and CAG Comments	210-296

# Chairman's Statement



**Ms. Vartika Shukla**  
Chairman & Managing Director

Dear Shareholders,

I am delighted to present the performance of Engineers India Ltd (EIL) during its 58<sup>th</sup> year of dedicated service to our nation. In a year marked by resilience, recovery, and rejuvenation of the Indian economy, EIL has stood as a potential contributor to India's economic development and social progress. This achievement would not have been possible without the collective efforts of our government, citizens, and stakeholders.

As India's premier Engineering Consultancy company, role of EIL has been instrumental in shaping the national energy infrastructure for almost six decades. Mega project implementation in the oil & gas sector has been EIL's core business. Vizag Refinery Modernisation Project (VRMP) of HPCL, HPCL Rajasthan Refinery project (HRRL) having the highest petrochemical intensity of around 25%, Capacity expansion project of IOCL-Panipat, Cauvery Basin Refinery (CBR) project for CPCL with the combined capital outlay of around \$20 billion are some of the recent testimonies of EIL's mega project implementation in the domestic market. It is worth mentioning that one of the biggest petrochemical integration projects of HPCL Mittal Energy Limited (HMEL) with the capital cost of around \$3 billion being implemented by EIL has been completed. In the petrochemical sector, EIL is also implementing first of its kind Propane Dehydrogenation-

Polypropylene (PDH-PP) unit in India for GAIL. These multibillion-dollar projects clearly demonstrate EIL's strong domestic presence in the oil & gas sector.

Likewise, EIL has significantly expanded its business in new geographies which include Dangote Oil Refinery Project (DORC) in Nigeria having total capital outlay of almost \$20 billion with highest single train refining capacity in the world. The company is also providing Project Management Consultancy (PMC) services for 1.5 MMTPA Mongol Refinery project in Mongolia on Line of Credit (LoC) from the Govt of India. This project showcases EIL's project implementation capabilities in adverse climate and challenging global business environment.

EIL has played a pivotal role in executing the nationwide natural gas pipeline network under the Urja Ganga Pipeline Project of the Govt of India. It is aimed to increase the share of natural gas in the nation's energy mix from currently around 6% to 15% by the year 2030.

In previous years, EIL has contributed significantly in executing major energy efficient infrastructure projects in the country with focus on LEED and GRIHA compliant Green Buildings for academic institutions, state of the art Data centres, Airports, High speed railways in various engagement models. Data centre for State Bank of India, IIM Nagpur

campus, restoration of heritage sites like Khajuraho, Sun temple of Konark (Odisha) are some of the exemplary works performed by EIL in recent past in this segment.

EIL has developed several technological solutions catering to indigenizing the oil & gas sector. Some of the significant contributions include Sulphur Recovery Units, Diesel Hydrotreating technology, Solvent Dewaxing Deoiling technology, Desalter technology to name a few. These technologies are developed by EIL on its own or in collaboration with academia and industries.

Financially, EIL's total income from services rendered reached ₹ 3,284 Crore, with Consultancy & Engineering Services revenues standing at ₹ 1,418 Crore. Despite a challenging business environment, intense competition, and global macroeconomic headwinds stemming from geopolitical tensions, EIL has maintained a stable performance. Our ability to secure new business, both domestically and overseas, is a testament to our dedication and strategic planning.

Profit Before Tax (PBT) and Profit After Tax (PAT) during the year stood at ₹ 440 Crore and ₹ 342 Crore, respectively. Your Company has maintained its stable performance despite the challenging business environment, stiff competition and global macro-economic headwinds on account of the Russia-Ukraine conflict.

Your Company has secured new business worth ₹ 4,705 Crore. This includes business worth ₹ 4,091 Crore from domestic consultancy and overseas business worth ₹ 614 Crore. Your Company continues to make good progress in all its core and diversified business segments.

The major projects secured in the domestic refining segment include providing consultancy services for proposed underground mined rock LPG cavern at Vadodara; Restoration of Gas Terminal Phase-1 of ONGC, Energy Optimization Study at BPCL Mumbai Refinery, BDEP and EPCM Services for Revamp of 2 Stage Desalter, Detail Engineering, Procurement & PMC for Revamp of Existing IREP DHDT Charge Heater for efficiency improvement at BPCL Kochi Refinery, among various others.

In the midstream segment, the major orders bagged included EPCM Services for Krishnapatnam - Hyderabad Multi Product Pipeline (16" x 450 km), of BPCL (Part B & C), study for Hydrogen Blending in Natural Gas Pipeline/ CGD Network of GAIL, marking EIL's entry into the Green Hydrogen space, feasibility Study for Jalandhar – Gurdaspur – Jammu - Srinagar Pipeline (JGSPL) Project of GAIL, 48" SPM Subsea Crude Line Support Rectification of HPCL, Andhra Pradesh, and many others.

In the infrastructure segment, EIL was successful in securing projects like Principal Consultant Firm (PCF) for Setting up state of the art Greenfield Data Center and Training Institute for various institutions, Independent Assessment of costs for Bangalore International Airport Limited, Bangalore, Third Party Agency (TPA) services for Mukhyamantri Digital Seva Yojana (MDSY), Rajasthan, Preparation of DPR for Development of Greenfield International Airport at Chinen in Gr. Nicobar, Rajiv Gandhi Knowledge Service & Innovation Hub and

Rajasthan Institute of Advanced Learning (RIAL) at Jaipur, Rajasthan, OBE services for "Upgrading of IPSHEM (Institute of Petroleum Safety, Health and Environment Management) to World-Class Facility" of ONGC in Goa, among various others.

In the Metallurgy segment, EIL secured an order for additional land assessment for Proposed 24 MTPA Integrated Steel Plant including Ancillary, Downstream and Social Infrastructure facilities of M/s. AMNSI at Kendrapara District, Odisha.

As part of its strategic diversification initiative, EIL has entered into a Memorandum of Understanding (MoU) with Munitions India Limited (MIL) for execution of plant modernization and infrastructure projects of MIL. Munitions India Limited, a CPSE under the Ministry of Defence, is India's biggest manufacturer of ammunition and explosives for Army, Navy, Air force & Para-Military Forces. The MoU heralds EIL's foray into the Defence sector, giving a fillip to our diversification into newer areas.

In the international segment, EIL forayed into Latin America by securing an order for providing consultancy services for Integrated Natural Gas Liquids (NGL) plant and 300 MW CCTG Power plan in Guyana. In previous year, we have strengthened our office in Abu Dhabi which has resulted in our engagement with Abu Dhabi National Oil Company (ADNOC) for execution of several projects in the region.

Other projects secured include Safeguarding Memorandum for all Habshan 5 Plant areas and Revalidation HAZOP for Area 3, ADNOC Gas, Call-Off Project Management Consultancy (PMC) Services for the Construction of Industrial Projects Facilities and Other Projects within UAE, ADNOC Distribution, Design and Detailed Engineering Works of Cryogenic Storage Tank for Ethane and Propane for Ajah Energy FZE, Nigeria, Cooling Water Network Hydraulic Analysis and Thermal Design of Heat Exchangers for Dangote Fertilizer Limited, Nigeria, Engineering Services for Site Survey and Stress Analysis regarding Supports, Bellows and PDS Valves for Petrochemical Industries Company, Kuwait, among many others.

This year, a number of critical projects were completed by your Company. We are making good progress in other ongoing projects. All Procurement is carried out in consonance with Public Procurement Principles viz Transparency, Equity and Fairness, ensuring desired quality within the designated time frame at the most competitive prices.

During the year, EIL has been involved in the procurement of ₹ 33,303 Crore worth of goods, services and works for various projects entrusted to EIL as well as meeting in-house requirements. During FY 2022-23, EIL's procurement of goods & services through GeM portal stood around 46% while procurement from Micro & Small enterprises reached around 48% leading towards fulfilling Govt. of India's vision of 'Atmanirbhar Bharat'.

Under the Make In India Initiative, EIL provides support to domestic companies and startups in its tendering process with a view to developing indigenous capabilities. Your company has 9 procurement offices located throughout India which are closely interacting with



the Indian manufacturers in respective regions and providing all necessary procedural and technical guidance to improve quality and range of manufacturing.

Your company completed a number of projects during the year.

In the upstream segment, EIL achieved mechanical completion of all three EPCCs for LNG Import, Storage and Regasification Terminal Project, Chhara (Gujarat).

Considerable progress has been made in other upstream oil and gas projects, including consultancy services for Life Extension of Wellhead Platform (LEWP) 1, 2 and 4, Western Offshore of ONGC, Project Management Consultant (PMC) for HPLNG's LNG import, storage and re-gasification terminal with capacity of 5 MMTPA with potential expansion to 10 MMTPA capacity at Chhara, Gujarat, consultancy services for design, engineering, technical studies, supervision and assistance for crude handling facilities project in Gulf of Kutch off Vadinar, Gujarat of IOCL, among various others.

Your Company has established an outstanding track record in design, engineering and execution of cross-country pipelines for transportation of crude oil, refined petroleum products, natural gas and LPG.

In the pipelines segment, EIL completed EPCM services for Krishnapatnam - Hyderabad Multi Product Pipeline, BPCL (Part A).

Other pipeline projects currently being executed include EPCM Services for Crude Oil Import Terminal (COIT) at Paradip, Paradip - Numaligarh Crude Oil Pipeline (PNCPL) with cumulative length of 1637 Km and NRL - Siliguri Marketing Terminal (SMT), PMC services for 12"/ 8" x 450 km Kochi - Salem LPG Pipeline for Kochi Salem Pipeline Pvt Ltd, PMC services for Capacity Augmentation of Jamnagar - Loni LPG Pipeline for GAIL, PMC services for Storage Augmentation of Light Hydrocarbon (LHC) Products at GAIL, Vijapur, Madhya Pradesh, PMC services for Installation of Gas Turbine Compressor (GTC) at GAIL, Gandhar, Gujarat, and many others.

In the refinery segment, the projects completed by EIL during the fiscal include Sulphur Recovery Block of 2 X 100 TPD capacity along with offsites of CPCL, Manali Refinery at Chennai, Tamil Nadu, CDU-IV of 9 MMTPA capacity along with necessary offsites of HPCL Refinery at Visakhapatnam, Andhra Pradesh, DFR for Propylene Recovery unit of 140 KTPA capacity along with offsites of HPCL Refinery at Mumbai, and Know-How, BEDP and DE of Coke Drum and Heater for Revamp of Coker - B Unit at Barauni Refinery (Phase - II), Bihar.

Your Company also achieved significant progress in Vizag Refinery Modernization Project of HPCL, Visakhapatnam, Andhra Pradesh, PMC and OBE services for Rajasthan Refinery Project of HRRL, Barmer, Rajasthan, EPCM services for Coker-B Revamp of Barauni Refinery Capacity Expansion (from 6.0 MMTPA to 9.0 MMTPA) Project of IOCL in Bihar (Phase - II), Consultancy for overall project management and EPCM/ PMC services for capacity expansion of IOCL Panipat Refinery, Haryana from 15 MMTPA to 25 MMTPA (P-25) project, among various others.

In the petrochemicals segment, EIL completed Techno Economical valuation (TEV) study for HMEI's 1.2 MMTPA Petrochemical Project at Bhatinda for State Bank of India (SBI), Due Diligence report of PTA plant of JBF Petrochemicals, Mangaluru for HMEI, EPCM services for 60 KTPA Polypropylene plant at Pata Petrochemical Complex, Uttar Pradesh of GAIL, Licensor Selection, Engineering and Construction Management (LEPCM) services for 500 TPD Methanol Project and Associated Facilities for Assam Petrochemicals Limited, Namrup, Assam and Master Plan finalization and Pre-feasibility report (PFR) for Setting up of 500 KTPA PDH/ PP/ Propylene based Derivatives Petrochemical Complex at Dahej of Petronet LNG Ltd., Gujarat.

Significant progress has been made on various petrochemicals projects, including EPCM/PMC services for Guru Gobind Singh Refinery (GGSR) Polymer Addition Project of HMEI at Bhatinda, Punjab, Services for Hydrogenated Pyrolysis Gasoline (HPG)-2, Butene-1 and Pressure Swing Adsorption (PSA) units in BCPL, Lepatkata, Assam, EPCM services for 500 KTPA Propane Dehydrogenation (PDH)/ Polypropylene (PP) Unit at GAIL, Usar in Maharashtra, Licensor Selection, Preparation of DFR and Review of Licensor's BEDP for Poly-Propylene Unit (PPU) of NREP, Assam, among others.

The major infrastructure projects completed were PMC Services for New Campus Design and Development of IIM Nagpur at MIHAN, Maharashtra (the campus was dedicated to Nation by Hon'ble former President of India), Independent Engineer for Development and Construction of Green Field International Airport at Mopa, Goa. It was dedicated to Nation by the Hon'ble Prime Minister of India.

Other completed projects were engineering review, Procurement and Construction Management Services for Phase - II of HP Green R&D center at Bengaluru of HPCL, Karnataka and cost estimate report for facility up gradation at International Advanced Research Centre at Hyderabad, Andhra Pradesh.

Substantial progress was achieved in many other infrastructure projects, including providing assistance in Monitoring of Development/ Redevelopment of Central Vista Project, New Delhi, extension of TPI services for Infrastructure Projects of Pune Municipal Corporation, PMC Services for Construction of Domestic Terminal of Leh Airport, PMC Services for Residential Complex of Unique Identification Authority of India (UIDAI) in Delhi, PMC services for Construction of Petronet LNG Ltd.'s office Building at Dwarka Sector - 14, Delhi, Independent Engineering Services for Development and Expansion of IGI Airport at Delhi for AAI, supervision and PMC services for High - Speed Rail Terminal Project at Sabarmati of National High Speed Rail Corporation Limited, Gujarat, independent engineering services for Noida International Airport, Jewar, Uttar Pradesh, Third Party Inspection services for completing Unitech's incomplete Projects across India, and many more.

In the metallurgy segment, your company completed assessment of Land and Water requirement for proposed 24 MTPA Integrated Steel Plant including facilities like Captive Riverine Jetty, CPP (1200 MW), Cement Plant (18.75 MTPA) of Arcelor Mittal Nippon Steel India Ltd.

at Kendrapada, Odisha for IPICOL and assessment of Land and Water requirement for proposed 1.0 MTPA Refinery at Raygada/ Koraput district, 0.5 MTPA Aluminum Smelter and 1400 MW Captive Power Plant at Dhenkanal District, Odisha for IPICOL.

Your Company has leveraged its stellar track record in the Indian hydrocarbon sector to successfully foray into overseas markets. Over the years, the Company has established itself as a global player with the execution of a number of prestigious assignments for international energy majors in Middle East, Africa and South East Asia.

During the year, the overseas assignments completed by EIL included EPCM services for 10" x 131 km, HSD India-Bangladesh Friendship Pipeline Project (IBFPL) from Siliguri, India to Parbatipur, Bangladesh, FEED Study for LNG Tanks, Jetty Topside and Plant Process System for LNG liquefaction and Export Terminal at Akwa Ibom state, Nigeria for M/S Padah LNG FZE (PLF), FEED for Replacement of Waste Water Treatment Plant Absorption Chiller for BAPCO, Bahrain, FEED for Debottlenecking the Existing Produced Water Treatment Plant Capacity From 200 MBD To 300 MBD For 1 MMBD Phase-1 Project, ADNOC Offshore, UAE, HAZOP study of the process plants located within OMIFCO complex, Oman, Adequacy Check of existing civil foundation for replacement of 2HDU RG Compressor Steam Turbine for BAPCO, Bahrain, and many others.

In the Alternate Fuels space, your Company is providing EPCM services for Assam Bio Refinery Project of M/s Assam Bio Refinery Pvt. Ltd., the first of its kind plant in India. Engineering, Procurement for Long lead items, Tendering for Utility LSTK packages/ other works and construction activities related to civil/structural works including building works, tankages erection, piping, electrical and instrumentation works are in progress at site.

The Strategic Crude Oil Storage Programme is the flagship energy security initiative of the Govt. of India which aims at creating a buffer stock of crude oil in underground caverns to meet requirements in case of any disruption of supplies from abroad. During the year, EIL achieved significant progress in PMC services for storage of 80,000 MT of LPG in underground rock caverns at Mangalore, Karnataka for HPCL.

Technology and innovation are two pillars of EIL's corporate excellence. Your company is one of the few engineering consultancy firms that has a dedicated Research and Development Division boasting of developing more than 35 commercialized process technologies.

EIL is at the forefront of developing world-class technologies through collaboration with both academic institutes, national laboratories and industries such as IITs, CSIR-IIP, CSIR-CSIO, IOCL, BPCL etc.

I am happy to share that during this fiscal, your Company filed 10 new patents and 5 patents filed earlier were granted this year.

In the post-pandemic world, a robust IT system has emerged as the most important tool for ensuring business continuity and efficiency.

Your company's emphasis on developing and implementing quality IT solutions has resulted in improved services, enhanced

efficiency, productivity and seamless integration, thus benefitting all stakeholders.

The major focus has been towards de-perimeterization of activities and IT-enabled business continuity in a secure manner which strengthens our commitment to ensure a safe work environment for all our stakeholders.

One of the notable achievements this year was the adoption and implementation of seamless engineering activities through smart platform. The cutting-edge end-to-end solution through technology has furthered the operational excellence and ensured a competitive edge.

EIL has developed a reliable, scalable information system (Named as "Lakshya Bharat Portal"). This web-based portal is intended to provide opportunities for new entrepreneurs as well as existing manufacturers to invest/expand their manufacturing base in India.

In order to facilitate real time data update by various OPSUs, EIL has developed APIs (Application Programming Interface) and successfully integrated same with EIL database.

In addition, EIL has adopted integrated plant design methodology for smooth Project execution and digital handover to clients.

Sustainability has always been at the core of EIL's business philosophy. Your Company strives for compliance to environmental regulations, norms and sustainable development goals as a responsible organization, transparent to all its stakeholders by addressing the local and global issues. Right from conceptualization to plant commissioning and subsequently the commercial operation, sustainability is inbuilt into our processes and reflected in our performance in terms of environment & sustainability.

EIL accords highest priority to Health, Safety & Environment (HSE) across its operations. Your company sustained its ISO 45001 (Occupational Health Management System) and ISO 14001 (Environmental Management system) certifications by successfully passing through the third party audits during this year.

Your company is widely admired for creating an 'employee-first' culture which translates into excellence, efficiency and engagement. We at EIL consider our employees as our most precious assets, and they form the foundation stone of our success track record of success for almost six decades.

During the year 2022-23, various efforts towards employee welfare were undertaken, including setting up a state-of-the-art crèche facility in the EIL Gurugram Complex, holding training sessions, expanding our suite of digital tools for staffers, organizing talk cum interactive sessions on emerging health issues and building awareness on lifestyle balance, extension of medical benefits through empanelment of hospitals, among various others.

Your company also launched Aarogyam, a daily online yoga session for employees and their family members to propagate the concept of wholesome fitness which will also lead to enhancement of employee productivity.



As on March 31 2023, EIL has 2,656 employees, with a diverse academic and industrial backgrounds stationed at various locations both in India and overseas based.

Your company's corporate philosophy is centred on delivering customer delight, maximizing shareholder value and making a positive impact on the society at large.

Economic growth cannot be sustainable without social progress and ecological sustainability, therefore, EIL's CSR policy is geared towards empowering the people and rejuvenating the planet.

Corporate Social Responsibility (CSR) is integral to our values, and we have spent more than 2% of the average net profit of the preceding three years on various projects during FY 2022-23. From education to healthcare, sanitation, and women empowerment, EIL's CSR initiatives are making a positive impact on society.

The Company's CSR activities encompass education, art and culture, healthcare, drinking water and sanitation, rural electrification, women empowerment and skills training, with special emphasis on the CSR theme announced by the Government each year and the Aspirational Districts.

During FY23, EIL helped around 600 patients to undergo cataract surgery and distributed spectacles and medicines in the aspirational district of Haridwar, Uttarakhand; and provided medical equipment to Indira Gandhi Medical College & Research Institute, Puducherry. Health and eye check-up camps were also conducted in four aspirational districts in Assam viz. Baksa, Barpeta, Udalgiri and Hailakandi.

A medical van ferries in areas around Barmer district of Rajasthan with EIL's support to provide door-step healthcare services in rural areas. The company is also providing financial assistance for treatment of 5 under-privileged Cancer Patients in Rajiv Gandhi Cancer Institute & Research Centre, New Delhi and has contributed to the PM CARES Fund.

To address the issue of malnourishment amongst children and women, EIL is establishing 140 Model Anganwadi Centres by providing basic infrastructure at aspirational district Dhubri, Assam under its CSR initiatives.

EIL also supported construction of a state-of-the-art building for a Government school at Kabennur, Dharwad, Karnataka; creation of additional school infrastructure in aspirational district Darrang,

Assam; Karaikal Puducherry and Tilhar, Shahjahanpur, Uttar Pradesh. To make education accessible to all and mitigate the drop out of children especially girl children due to inadequate sanitation facilities, EIL undertook the maintenance of school toilets constructed by EIL at Assam, Odisha & Tamil Nadu as part of Swachh Vidyalaya Abhiyan.

Skill development is an important driver to address poverty reduction by improving employability, productivity and inclusive growth. In line with the Government's "Skill India" mission with a vision to create an empowered workforce, EIL provided Skill Development Training Program (SDTP) to 600 no. of candidates from backward classes on PAN India basis and contributed towards operational funding of Skill Development Institutes (SDI) at Raebareli, Guwahati & Ahmedabad.

During FY 2022-23, your Company won multiple awards and honors at the national level, reflecting the unrelenting hard work, commitment and dedication of Team EIL.

Some of the accolades acquired by the company include SKOCH Order-of-Merit for R&D Project 'Development of Technology for Conversion of Furfural to Furfuryl Alcohol', "Special Commendation Award" in the Services Category in 31<sup>st</sup> National Award for Innovative Training Practices, FICCI Chemicals & Petrochemicals Awards – 2022 in the category Manufacturing Process Innovator of the Year for "Process for the production of aqueous ammonia from refinery sour gases", CIDC Vishwakarma Awards 2022 for Achievement Award for Best Construction Project for "MAF Project, Assam Petrochemicals Limited, Namrup, Dibrugarh, Assam", Governance Now 9<sup>th</sup> PSU Awards for CMD Leadership, ET Ascent Awards for 21<sup>st</sup> Global Edition & 6<sup>th</sup> India Edition, and various others.

Your Company is committed to good Corporate Governance as per the requirements of SEBI Regulations and DPE Guidelines in this regard. Your Company is compliant with SEBI (Listing Obligations and Disclosure Requirements) Regulations, 2015 and DPE Guidelines on Corporate Governance.

I am indeed thankful to you for your continued support and faith in the Company and look forward to your valuable feedback and advice.

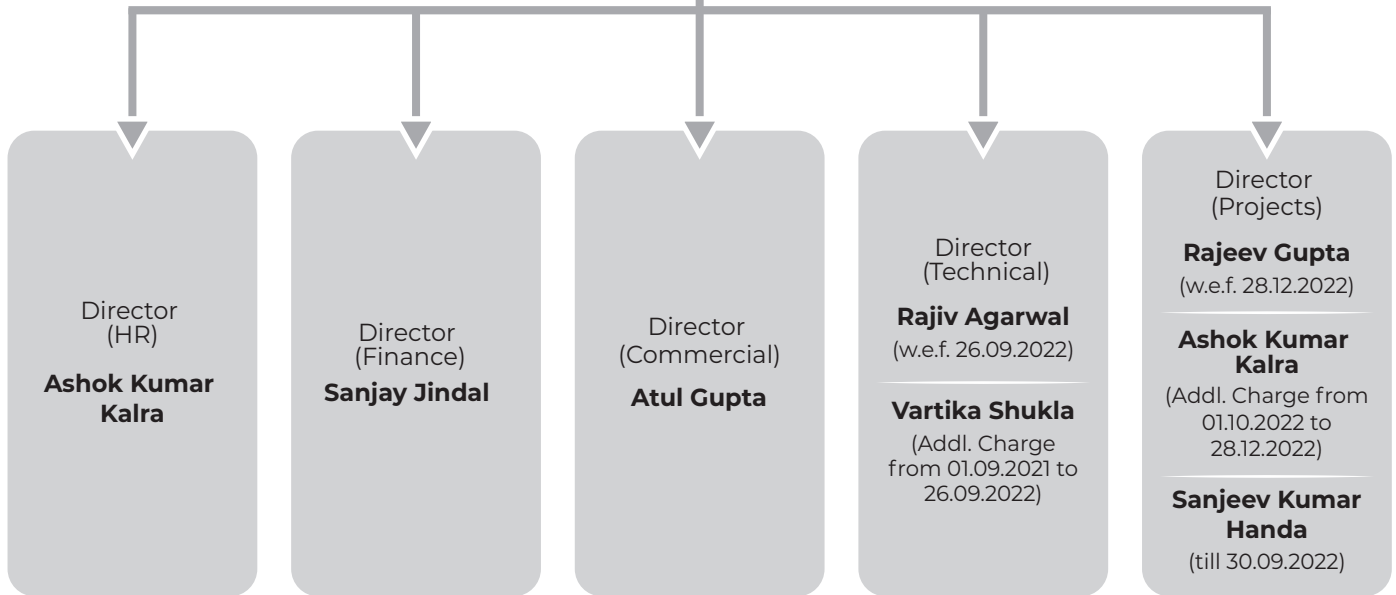
EIL management joins me in wishing you and your family lot of prosperity and good health.

**Vartika Shukla**  
(Chairman & Managing Director)

## Board of Directors

Chairman & Managing Director

**Vartika Shukla**



## NON-EXECUTIVE DIRECTORS

**Rohit Mathur**  
Director (Govt. Nominee)  
(w.e.f. 16.05.2023)

**Sunil Kumar**  
Director (Govt. Nominee)  
(till 11.12.2022)

**Dheeraj Kumar Ojha**  
Director (Govt. Nominee)  
(till 16.05.2023)

**Deepak Mhaskey**  
Non-official Independent Director

**Harishkumar M Joshi**  
Non-official Independent Director

**Dr. Prashant Vasantryao Patil**  
Non-official Independent Director

**Karuna Gopal Vartakavi**  
Non-official Independent Director

**Ravi Shankar Prasad Singh**  
Non-official Independent Director

**Jai Prakash Tomar**  
Non-official Independent Director

**Company Secretary**

Suvendu Kumar Padhi



## Brief Profiles of the Directors



**Ms. Vartika Shukla**  
Chairman & Managing Director

Ms. Vartika Shukla is an esteemed trailblazer and strategic visionary, currently serving as the Chairman & Managing Director of Engineers India Limited (EIL), one of Asia's leading Energy consultancies under the Ministry of Petroleum and Natural Gas, Govt. of India, with a strong track record of mega project implementation both in India and the international market. She is a Member of the Oil Industry Development Board (OIDB) under Ministry of Petroleum & Natural Gas. She is also a member of the CSIR-CSIO Research Council, Part-time Chairman of CEIL (a subsidiary of EIL), Invitee to the Board of Numaligarh Refinery Limited (NRL) and Indian Strategic Petroleum Reserves Limited (ISPRL).

With a distinguished career spanning over 34 years, she has exemplified exceptional leadership, policy advocacy, fostering strategic alliances and innovation in the realm of energy, environment and sustainability. A luminary in the energy sector, Ms. Shukla's impactful journey began way back in 1988 as Management Trainee in EIL. She holds a degree in Chemical Engineering from the renowned Indian Institute of Technology (IIT), Kanpur and certified with an Executive General Management from IIM, Lucknow.

Ms. Shukla's leadership acumen has steered EIL towards numerous triumphs. Her profound technical expertise and consulting experience have been instrumental in successfully implementing prestigious projects in the high impact sectors such as refineries, petrochemical complexes, and fertilizer plants both in India and overseas. She has adeptly navigated the dynamic global energy transition, strengthening the organization's Oil & Gas portfolio while pioneering diversification into renewable energy, 2G Ethanol, Sustainable Aviation Fuel (SAF), Digitalization & Automation for optimization of existing assets, Environment & Sustainability, Waste valorization among other system improvement practices leading towards operational excellence.

Under her guidance, EIL has extended its influence to strategic collaborations with global industry giants as well as the institutions of excellence in academia including state of the art national laboratories. This collaborative approach has not only enriched EIL's technological prowess but has also fostered a culture of innovation that culminated in the organization's entry into the niche chemicals & petrochemicals and Green Hydrogen/ Green Ammonia segments.

Ms. Shukla's policy influence resonates far and wide. Her instrumental role in shaping national policies, including the Auto Fuel vision, National Bio Fuel Policy, and a visionary road map for refining and petrochemical sectors, has indelibly impacted the energy spectrum both in terms of technological advancement and investments. Her concerted efforts have enabled the energy ecosystem fully aligned with the Govt. of India's vision of 'Atmanirbhar Bharat'. Her commitment to quality and innovation is reflected in the adoption of unique initiatives such as the implementation of Quality Circle and Six Sigma approaches – a rarity in the realm of engineering consultancy.

Ms. Shukla's dynamic leadership catalyzed the formulation of EIL's new vision statement "To be a Global Leader Offering Total Energy Solutions for a Sustainable Future". She has also played a crucial role in strategizing EIL's commitment to achieve Net Zero carbon emissions by the year 2035.

She is an esteemed member of prominent industry forums like FIPI, CII, and FICCI and contributed significantly as member of several committees & task force constituted by the Govt. of India on diverse subject matter pertaining to the industry. She is co-inventor of more than 30 patents in the area of proprietary hardware, process design & futuristic energy technologies suggesting strategies and technical solutions for various Industries.

Her contributions have been recognized through an array of prestigious awards, including 1<sup>st</sup> recipient of the Outstanding Executive Award for 2006-07 from PetroFed, SCOPE Excellence award for Outstanding Women Manager in PSEs, Legend PSU for R&D (2015), Recognition for Innovative R&D, Sustainability Award for Best Green Process in Petrochemicals for the team, FICCI (2017) to name a few. She is an Elected Fellow of Indian National Academy of Engineering (INAE) and has been conferred with the INAE Women Engineer of the year Award for the year 2021. She has also been conferred with the Distinguished Alumnus Award by IIT-Kanpur in recognition of her stellar contributions in the field of Chemical Engineering and Technology.

Ms. Shukla's achievements and transformational leadership stand as a beacon of inspiration for the industry professionals to emerge as leaders in their respective domain towards a greener and sustainable tomorrow.



**Shri Ashok Kumar Kalra**  
Director (HR)

Shri Ashok Kumar Kalra is the Director (HR) of our Company. He is a Civil Engineering Graduate from Regional Engineering College (Presently NIT) Rourkela-1985 batch having acquired MBA (HR) in 2011. He joined EIL in 1992 and has rich experience of working at multiple projects in the fields of Refineries, Petrochemicals, Pipelines, Infrastructure etc.

Having more than 22 years of overall experience in Projects, he has been associated with HR Directorate since 2007. He has extensive contribution in various facets of HR functions including formulation of HR Vision, Mission & Objectives, Organization Restructuring, Institutionalizing Leadership Development Programme, digitization of HR Processes & Policies, Learning & development initiatives and Transforming HR as a Strategic Partner in the Company's operations.

He is also a certified Work Place Coach and a Mentor.

Shri Kalra is also on the Board of Ramagundam Fertilizers & Chemicals Ltd. (RFCL) as nominee director of EIL w.e.f. 13.09.2021.



**Shri Sanjay Jindal**  
Director (Finance) & CFO

Shri Sanjay Jindal is the Director (Finance) & CFO of our Company. Shri Jindal is B.Com (Hons.) from Delhi University and a member of the Institute of Cost Accountants of India. Shri Jindal had joined EIL in 1992 and has rich and versatile experience in finance and cost accounting of more than 30 years in Hydrocarbon sector. He has handled entire spectrum of Finance and Accounts functions, especially Facilitating Project execution from Bidding to Contract closure, Project Financing, investments, taxation, implementation of Internal Financial Control Systems, Financial Reporting etc. Shri Jindal has also served as Chief Financial Officer of Ramagundam Fertilizers and Chemicals Limited (RFCL). He is also a part-time director on the Board of Certification Engineers International Limited, a wholly owned subsidiary of EIL.



**Shri Atul Gupta**  
Director (Commercial)

Shri Atul Gupta is Director (Commercial) of our Company. He is a Mechanical Engineer from GBPUAT Pantnagar and joined EIL as Management Trainee in 1992. In a career spanning 31 years, he has been associated in a wide array of domain and steered the successful implementation of various mega projects in India and abroad involving various modes of execution. During Project implementation, led the multidisciplinary team of Technical and Commercial domain involving Process, Engineering, Contracts & Procurement, Manufacturing, Construction and Commissioning in both green field and brown field projects. He had also been posted at various Project locations in India and abroad involving Refinery, Petrochemical, Pipeline, Fertilizer etc. before moving to corporate office in 2007.



**Shri Rajiv Agarwal**  
Director (Technical)

Shri Rajiv Agarwal is Director (Technical) of the Company. He joined Engineers India Limited as Management Trainee in 1988 after graduating in Chemical Engineering from the Indian Institute of Technology, Roorkee (Formerly known as University of Roorkee). He has more than 33 years of experience in Process Design & Engineering of Refineries / Petrochemicals, Fertilizers & Gas Processing Complexes, Offshore facilities & Coal /Coke gasification plants. He has successfully led concept to commissioning of grass root petrochemical complexes and very large expansion of Refineries. Process design of India's first grass root integrated Refinery cum Petrochemical Complex, has been carried out under his supervision. He has widely travelled and worked with most of International Licensors of technologies in the field of Refinery & Petrochemicals. He has the experience of working in the offices of international engineering companies & contractors.

He is responsible for functioning of Technology Divisions including R&D, Engineering Divisions & Equipment Divisions under his portfolio. He is leading the new initiatives in the company to take on the challenges because of net zero targets of the nation set by Government of India. Under his leadership, EIL is taking up several projects in Green Hydrogen / Green Ammonia / Sustainable ATF / biofuels & Carbon Capture. He has also led several strategic alliances with academic/ R&D Institutions & Industry partners to enable the company to foray in new areas of technologies and hardware supply.

He is also on the Board of Ramagundam Fertilizers & Chemicals Ltd. (RFCL). He is part of many committees and working group under MoPNG and has represented EIL in steering committee of OISD. He was also member of ETAC Committee set up by MoPNG to carve out a vision for the country for energy transition.



**Shri Rajeev Gupta**  
Director (Projects)

Shri Rajeev Gupta is Director (Projects) of our Company. He is having more than 37 years experience in Project Management, Engineering and Supply Chain Management. He has successfully executed projects in Refineries, Petrochemicals, Gas Processing, Offshore, Pipelines, LNG Terminals, Ports & Harbour within and outside India.



**Shri Rohit Mathur**  
Government Nominee Director

Shri Rohit Mathur is a Government Nominee Director of our Company. He is a Mechanical Engineer from Thapar College of Engineering, Patiala and has also completed Master of Finance and Control (MFC) from Delhi University. He is presently posted as Joint Secretary (General), Ministry of Petroleum and Natural Gas (MOP&NG). Prior to this assignment, he was Director (S, CC & FP), MOP&NG handling matters relating to Refineries Sector, Biofuels, Petrochemicals, crude oil supply and flagship Programmes. He has also worked in various capacities in other Ministries viz. Ministry of Agriculture, Food Processing Industries, Ministry of Finance (Department of Economic Affairs), Department of Biotechnology and Ministry of Health & Family Welfare.



**Shri Deepak Mhaskey**

Non-official Independent Director

Shri Deepak Mhaskey is a Non-official Independent Director of our Company. He started his Career as a College Chemistry Professor for few years, being an avid Agriculturist with an overall 35+ years of working experience in various innovative practices in Horticulture Crops and Organic Farming. Actively involved in various social welfare programs across State Including “Beti Bachao Beti Padhao”, Organization of health camps, Library Development in rural areas and awareness drive in Digital Transactions to Empower the Rural Sector in this field. Worked in Road Construction field for a brief period. Passionate worker in the field of data accumulation and analysis. Specially data analysis of electoral data nation wise and government beneficiary schemes. His many reports have been submitted and used by certain private and government agencies.



**Shri Harishkumar M Joshi**

Non-official Independent Director

Shri Harishkumar M Joshi is a Non-official Independent Director of our Company. He is B. Sc. (Chemistry) and PGDMCJ (Post Graduate Diploma in Mass Communication and Journalism). A self-made successful business entrepreneur, has experience in sectors including Chemicals, Petrochemicals, Pigment Dispersions, IT & media. A key promoter and a director in Pigment dispersion and formulation unit Sumangalam Formulations Pvt Ltd. His other directorship includes in media and entertainment and management consultancy service companies. He is playing an important role in raising various infrastructure needs in PCPIR (Petro Chemicals and Petroleum Investment Region), Dahej in Gujarat. He is having a rich and varied exposure of more than 30 years of managing businesses and as an Advisor/Consultant for various Corporates like MRF, Grasim etc. He has a range of expertise in Strategic Planning, Risk Management, Compliance and leadership.. He has completed IICA Certification on Corporate Governance and cleared 13 online modules on CG of IICA. Shri Joshi is Chairman of Audit Committee and member of Nomination and Remuneration Committee of EIL. A Good analytical skills, habit of indepth study, and expressing his independent views helping organisation to fulfil a vision.

He took a keen interest in social activities for the betterment of society on the environment & education front. He is the President of the Bharuch District Management Association (2020-2024) and Vice President of Vilayat GIDC Industries Association. He was a member of IQAC (Internal Quality Assurance Cell) of Veer Narmada South Gujarat University. He is Past President of an Intellectual movement — Bhartiya Vichar Manch, Bharuch Region. He has a passion to write as a freelancer on socio-economic issues.



**Dr. Prashant Vasant Rao Patil**

Non-official Independent Director

Dr. Prashant Vasant Rao Patil is a Non-official Independent Director of our Company. He is an Orthopedic Surgeon by profession practicing over 20 years. Dr. Patil is as Consultant and Director of Suyash Medical Foundation (P) Ltd. He has been associated with various social work in medical field for poor and underprivileged people of the society. He is recipient of Girna Gaurav Puraskar for exemplary work in orthopedic profession & social work and Lokmat Icon Award from Chief Minister of Maharashtra for exemplary work in emergency trauma care and emergency free ambulance service.

**Smt. Karuna Gopal**

Non-official Independent Director

Smt. Karuna Gopal is a Non-official Independent Director of our Company. She is an Internationally acclaimed Thought Leader, Keynote Speaker and a Futurist. She is the Founder President of Foundation for Futuristic Cities (2005) a think tank that has influenced Urban Transformation in India. Her work is at the Intersection of TECHNOLOGY | INNOVATION | FUTURE CITIES. Governments of USA, Sweden, South Korea, UK, Philippines, Malaysia, UAE, Singapore, Turkey, Sri Lanka and Israel have invited her for inputs on Smart Governance. In 2018, She was invited by the Prime Minister of UAE to address WORLD GOVERNMENT SUMMIT at Dubai. Smt. Gopal contributed to the design of the '100 Smart Cities Mission' of India & was invited to speak at the launch of the Mission by the Prime Minister. Between 2004 & 2016 she served as Urban Expert with the WORLD BANK, DFID (Department for International Development, UK), USAID (United States Agency for International Development), ADB (Asian Development Bank). Smt. Gopal has given around 100 Keynote addresses so far Globally and in 2020, she has been invited to address Harvard Asia Conference at Harvard University. She lectures senior IAS officers at India's Premier Academy LBSNAA (Lal Bahadur Shastri National Academy of Administration) Mussoorie & WBI (World Bank Institute). She has been interviewed widely by National and International Media and is also widely published. Her articles have been incorporated into Parliamentary Documentation of Lok Sabha for their policy relevance. Her current initiative SURGE (Smart Urbanization Reinventing Growth with Equity) is about transformative policies for ushering a NEW INDIA. She is currently National In-charge for Policy & Research BJP women wing and has served on the National Manifesto Committee of BJP for 2019 General Elections. Smt. Gopal hails from a family of freedom fighters and IAS officers.

**Shri Ravi Shankar Prasad Singh**

Non-official Independent Director

Shri Ravi Shankar Prasad Singh is a Non-official Independent Director of our Company. He is born and brought up in an ancient Historical land of Nalanda, Bihar. Nalanda needs no introduction in the field of education. It is actually an ancient seat of learning. Mr. Singh is an engineering graduate from the Branch of Civil Engineering from prestigious Govt. Magadh Engineering College, Gaya. He has been associated with various sectors i.e. field of waste land development to green fields, skill development, education and social welfare.

His association with Waste Land Development Scheme and Water Shed Management Scheme under the Rural Development Dept., which was the combined venture of Government of India as well as Government of Bihar, was a mile stone in which he was as a Project Officer. The scheme covered the area of at about 5000 hectares of land in Sarmera Block of Nalanda district. The Whole Waste-land was converted into green land and thus this project was later named as "Hariyali Scheme". In this project the 4J were very popular viz Jameen, Jal, Jungle, Jaanwar. It means the scheme paved path for poor peasants. He is very keenly associated with Skill Development and Education from last 21 years. He worked as a Director and CEO of K. K. Group of Institutions, now turned into K. K. University, Nalanda, Bihar. Mr. Singh believes what Robert Frost told:

"The woods are lovely, dark and deep,  
But I have promises to keep,  
And miles to go before I sleep,  
And miles to go before I sleep."

**Shri Jai Prakash Tomar**

Non-official Independent Director

Shri Jai Prakash Tomar is a Non-official Independent Director of our Company. Shri Tomar is Post Graduate in Political Science from Chaudhary Charan Singh University, Meerut. He has been associated as a Member in Backward Commission, UP, as Vice Chairman and Chairman, Labour Federation, UP and as Central Zone Chairman and Member, KVIC.

## Ten Year's Performance at a Glance

(₹ in Lakhs)

PARTICULARS/ YEARS	2013-14	2014-15	2015-16**	2016-17	2017-18	2018-19	2019-20	2020-21	2021-22	2022-23
<b>A OPERATING STATISTICS</b>										
Turnover*	182,359.17	171,300.42	151,101.47	144,864.31	178,758.25	244,433.85	320,305.08	310,468.78	287,039.90	328,375.96
Other Income	23,208.51	27,310.80	24,779.26	22,366.04	17,947.07	22,508.09	25,803.46	19,487.87	13,673.19	16,911.69
Expenditure	135,487.80	151,037.44	133,899.99	117,212.28	139,895.17	210,191.32	278,557.64	279,403.40	255,928.77	301,283.78
Prior Period Adjustments (Net)	277.07	818.15	-	-	-	-	-	-	-	-
Profit before Tax & Exceptional Items	69,802.81	46,755.63	41,980.74	50,018.07	56,810.15	56,750.62	67,550.90	50,553.25	44,784.32	44,003.87
Exceptional Items	-	-	-	-	-	-	-	(15,496.48)	-	-
Profit before Tax	69,802.81	46,755.63	41,980.74	50,018.07	56,810.15	56,750.62	67,550.90	35,056.77	44,784.32	44,003.87
Tax	21,276.40	16,048.18	11,927.49	21,472.27	22,202.33	18,872.56	21,886.97	15,338.10	11,300.81	9,234.30
Deferred Tax (Assets)/Liability	550.06	(90.19)	2,433.86	(3,957.89)	(3,179.42)	871.04	2,639.56	(6,231.06)	(957.15)	554.39
Profit after Tax	47,976.35	30,797.64	27,619.39	32,503.69	37,787.24	37,007.02	43,024.37	25,949.73	34,440.66	34,215.18
Other Comprehensive Income	-	-	(225.53)	(2,323.06)	459.61	(157.75)	(3,057.73)	(84.19)	2,576.24	707.48
Total Comprehensive income for the year	-	-	27,393.86	30,180.63	38,246.85	36,849.27	39,966.64	25,865.54	37,016.90	34,922.66
Dividend including Dividend Tax	25,554.95	20,148.82	16,129.55	28,285.30	22,674.46	36,052.02	33,005.42	17,663.22	14,613.10	16,861.27
<b>B FINANCIAL POSITION</b>										
CAPITAL EMPLOYED	246,176.04	256,790.09	275,700.66	277,595.99	226,787.27	227,584.52	234,545.74	170,100.86	192,504.66	210,566.05
NON CURRENT ASSETS	55,007.63	58,394.32	66,011.19	78,919.19	87,425.20	93,641.51	106,313.21	186,244.84	197,274.17	210,581.46
CURRENT ASSETS	320,034.01	333,200.35	343,027.81	352,940.92	355,606.38	374,807.32	396,567.75	251,578.35	234,398.65	240,608.42
EQUITY & LIABILITIES										
i) Share Capital	16,846.84	16,846.84	16,846.84	33,693.67	31,595.58	31,595.58	31,595.58	28,102.13	28,102.13	28,102.13
ii) Other Equity	229,329.20	239,943.25	258,853.82	243,902.32	195,191.69	195,988.94	202,950.16	141,998.73	164,402.53	182,463.92
NON CURRENT LIABILITIES	2,192.55	1,968.61	2,365.20	2,105.00	2,239.28	851.18	1,442.28	831.38	603.58	1,993.56
CURRENT LIABILITIES	126,673.05	132,835.97	130,973.14	152,159.12	214,005.03	240,013.13	266,892.94	266,890.95	238,564.58	238,630.27
<b>C RATIOS</b>										
PBT / Turnover	38.28%	27.29%	27.78%	34.53%	31.78%	23.22%	21.09%	11.29%	15.60%	13.40%
PAT/ Turnover	26.31%	17.98%	18.28%	22.44%	21.14%	15.14%	13.43%	8.36%	12.00%	10.42%
PBT / Capital Employed	28.35%	18.21%	15.23%	18.02%	25.05%	24.94%	28.80%	20.61%	23.26%	20.90%
PAT / Net Worth	19.49%	11.99%	10.02%	11.71%	16.66%	16.26%	18.34%	15.26%	17.89%	16.25%
Turnover / Net Worth (number of times)	0.74	0.67	0.55	0.52	0.79	1.07	1.37	1.83	1.49	1.56
Trade Receivables / Turnover (Month's Turnover)	2.26	2.98	2.88	3.17	3.66	2.03	2.50	2.00	1.55	1.29

**Notes:**

\* Turnover includes accretion/decretion to Work in Progress.

\*\*The Company has adopted Indian Accounting Standards ('Ind AS') from April 1, 2016 and accordingly, financials from 2015-16 presented in accordance with Ind AS.



Regd. Office: Engineers India Bhawan, 1, Bhikaji Cama Place, New Delhi - 110066

Tel:011-26762121, Email: company.secretary@eil.co.in

Website: www.engineersindia.com

CIN: L74899DL1965GOI004352

## NOTICE

**NOTICE** is hereby given that the 58<sup>th</sup> Annual General Meeting of the Members of Engineers India Limited will be held on Friday, the 15<sup>th</sup> September, 2023 at 11:00 A.M. (IST) through Video Conferencing (VC)/ Other Audio Visual Means (OAVM) to transact the following business:

### ORDINARY BUSINESS

1. To receive, consider and adopt the Audited Standalone and Consolidated Financial Statements of the Company for the financial year ended on 31.03.2023, together with the Directors' Report and the Auditors' Report thereon and Comments of the Comptroller and Auditor General of India and to pass the following resolution as an Ordinary Resolution:

**"RESOLVED THAT** the Audited Standalone and Consolidated Financial Statements of the Company for the financial year ended on 31.03.2023, together with the Directors' Report and the Auditors' Report thereon and Comments of the Comptroller and Auditor General of India be and are hereby received, considered and adopted."

2. To declare final dividend for the financial year ended 31.03.2023 and to pass the following resolution as an Ordinary Resolution:

**"RESOLVED THAT** approval of the members be and is hereby accorded for payment of final dividend of ₹1/- per share (on face value of ₹ 5/- each) on equity share capital of the Company amounting to ₹ 5620.42 lakhs for the financial year ended 31.03.2023 as recommended by the Board in addition to the payment of interim dividend of ₹ 2/- per share as already declared by the Board and paid accordingly."

3. To appoint a Director in place of Shri Sanjay Jindal (DIN: 09223617), who retires by rotation and being eligible, offers himself for re-appointment and to pass the following resolution as an Ordinary Resolution:

**"RESOLVED THAT** Shri Sanjay Jindal (DIN: 09223617), who retires by rotation and being eligible, be and is hereby re-appointed as a Director (Finance) of the Company."

4. To appoint a Director in place of Shri Atul Gupta (DIN: 09704622), who retires by rotation and being eligible, offers himself for re-appointment and to pass the following resolution as an Ordinary Resolution:

**"RESOLVED THAT** Shri Atul Gupta (DIN: 09704622), who retires by rotation and being eligible, be and is hereby re-appointed as a Director (Commercial) of the Company."

5. To authorize Board of Directors of the Company to fix remuneration of Auditors for the Financial Year 2023-24 and to pass the following resolution as an Ordinary Resolution:

**"RESOLVED THAT** pursuant to provisions under section 139(5) read with Section 142 of the Companies Act, 2013, approval of the Members be and is hereby accorded, authorizing the Board of Directors of the Company to decide and fix the remuneration, Out of Pocket, Statutory Taxes and other Ancillary Expenses payable to Auditors of the Company to be appointed by the Comptroller and Auditors General of India, for the Financial Year 2023-24."

### SPECIAL BUSINESS

6. To appoint Shri Rajeev Gupta (DIN: 09839662) as Director (Projects) of the Company and in this regard, to consider and if thought fit, to pass, with or without modification(s), the following resolution, as an Ordinary Resolution:

**"RESOLVED THAT** in accordance with the Section 149, 152, 161 and other applicable provisions, if any, of the Companies Act, 2013 read with Rules made thereunder (including any statutory modification(s) or re-enactment thereof for the time being in force) and other applicable provisions of the Securities and Exchange Board of India (Listing Obligations and Disclosure Requirements) Regulations, 2015 and the Articles of Association of the Company, Shri Rajeev Gupta (DIN: 09839662), who was nominated as Director (Projects) by the MoP&NG vide its letter No.CA-31018/4/2020-PNG (35678) dated 27.12.2022 and appointed as an Additional Director w.e.f. 28.12.2022 (date of assumption of charge) by the Board of Directors to hold the post of Director (Projects) of the Company upto the date of this Annual General Meeting and in respect of whom the Company has, pursuant to Section 160 of the Companies Act, received a notice from himself in writing proposing his candidature for the office of Director, be and is hereby appointed as Director (Projects) of the

Company, liable to retire by rotation, to hold office from the date of his assumption of charge of the post (i.e. 28.12.2022) till the date of his superannuation (i.e. 30.09.2024) or until further orders, whichever is earlier, on such terms & conditions, remunerations and tenure as may be determined by the President of India/ Government of India from time to time.”

7. To appoint Shri Rohit Mathur (DIN: 08216731) as Director (Government Nominee) of the Company and in this regard to consider and if thought fit, to pass, with or without modification(s), the following as an Ordinary Resolution:

**“RESOLVED THAT** in accordance with the Section 149, 152, 161 and other applicable provisions, if any, of the Companies Act, 2013 read with Rules made thereunder (including any statutory modification(s) or re-enactment thereof for the time being in force) and other applicable provisions of the Securities and Exchange Board of India (Listing Obligations and Disclosure Requirements) Regulations, 2015 and the Articles of Association of the Company, Shri Rohit Mathur (DIN: 08216731), who was nominated as Director (Government Nominee) by the MoP&NG vide its letter No. CA-31032/1/2021-PNG-37493 dated 16.05.2023 and appointed as an Additional Director w.e.f. 16.05.2023 by the Board of Directors to hold the post of Director (Government Nominee) of the Company upto the date of this Annual General Meeting and in respect of whom the Company has, pursuant to Section 160 of the Act, received a notice from himself in writing proposing his candidature for the office of Director, be and is hereby appointed as Director (Government Nominee) of the Company, liable to retire by rotation, to hold office w.e.f. 16.05.2023 for a period of three years on co-terminus basis or until further orders, whichever is earlier.”

By order of the Board of Directors

Place: New Delhi

Date: 11.08.2023

**(S. K. Padhi)**

Company Secretary

Registered Office: Engineers India Bhawan 1,

Bhikaji Cama Place, New Delhi –110066

CIN:L74899DL1965GOI004352

Tel : 011-26762121

Email : company.secretary@eil.co.in

Website: www.engineersindia.com





## Notes

1. The relevant Explanatory Statement pursuant to Section 102 of the Companies Act, 2013 setting out material facts concerning the business under item Nos.6 & 7 of the Notice, is annexed hereto. Other relevant details, pursuant to applicable Regulations of the Securities and Exchange Board of India (Listing Obligations and Disclosure Requirements) Regulations, 2015 and Secretarial Standard on General Meeting in respect of all Business items, as set out above is given hereunder.
2. In view of the continuing COVID-19 global pandemic, the general meetings of the companies shall be conducted as per the guidelines issued by the Ministry of Corporate Affairs (MCA) vide General Circular Nos. 10/2022 dated 28.12.2022 read within General Circular No. 20/2020 dated 05.05.2020 and 02/2022 dated 05.05.2022 (MCA Circular) and SEBI vide Circular No. SEBI/HO/CFD/PoD-2/P/CIR/2023/4 dated 05.01.2023 (SEBI Circular). The forthcoming AGM will thus be held through video conferencing (VC) or other audio visual means (OAVM) in compliance with applicable provisions of the Companies Act, 2013 read with above mentioned Circulars. Hence, Members can attend and participate in the ensuing AGM through VC/OAVM.
3. Pursuant to the provisions of Section 108 of the Companies Act, 2013 read with Rule 20 of the Companies (Management and Administration) Rules, 2014 (as amended) and Regulation 44 of SEBI (Listing Obligations & Disclosure Requirements) Regulations 2015 (as amended) and MCA Circulars, the Company is providing facility of remote e-voting to its Members in respect of the business to be transacted at the AGM. For this purpose, the Company has entered into an agreement with National Securities Depository Limited (NSDL) for facilitating voting through electronic means, as the authorized e-Voting agency. The facility of casting votes by a member using remote e-voting as well as the e-voting system on the date of the AGM will be provided by NSDL.
4. **Pursuant to MCA Circulars, the facility to appoint proxy to attend and cast vote for the members is not available for this AGM. However, in pursuance of Section 112 and Section 113 of the Companies Act, 2013, representatives of the members such as the President of India or the Governor of a State or body corporate can attend the AGM through VC/OAVM and cast their votes through e-voting.**
5. In view of MCA directives, Notice along with Annual Reports of the Company is being sent through e-mail only to those shareholders whose email ID are registered with the Company/Depository Participants. Shareholders desiring a physical copy of Annual Report may send their request to Company/Registrar and Share Transfer Agent (RTA) or send e-mail at [company.secretary@eil.co.in](mailto:company.secretary@eil.co.in) or [rta@alankit.com](mailto:rta@alankit.com)
6. Members can also access the Annual Report/AGM Notice at website of the Company/NSE/BSE ([www.engineersindia.com](http://www.engineersindia.com) / [www.nseindia.com](http://www.nseindia.com) / [www.bseindia.com](http://www.bseindia.com) respectively) and on the website of NSDL (agency for providing the Remote Voting facility) i.e. [www.evoting.nsdl.com](http://www.evoting.nsdl.com).
7. The facility for joining the 58<sup>th</sup> AGM by Members through VC/OAVM shall be kept open 30 minutes before the time scheduled to start the Meeting and shall remain open till the expiry of 30 minutes after such scheduled time of the Meeting. Members can join the same by following the procedure mentioned in the Notice. The facility of participation at the 58<sup>th</sup> AGM through VC/OAVM will be made available for 1000 members on first-come-first-served basis. This will not include large Shareholders (Shareholders holding 2% or more shareholding), Promoters, Institutional Investors, Directors, Key Managerial Personnel, the Chairpersons of the Audit Committee, Nomination and Remuneration Committee and Stakeholder's Relationship Committee, Auditors etc., who are allowed to attend the AGM without restriction on account of first-come first-served basis.
8. The attendance of the Members attending the AGM through VC/OAVM will be counted for the purpose of reckoning the quorum under Section 103 of the Companies Act, 2013.
9. If the final dividend, as recommended by the Board of Directors, is approved at the AGM, payment of such dividend will be made on Monday, 25<sup>th</sup> September, 2023 as under:
  - i. to all Beneficial Owners in respect of shares held in dematerialized form as per the data as may be made available by the National Securities Depository Limited (NSDL) and the Central Depository Services (India) Limited (CDSL) as on record date i.e. the close of business hours on Friday, 25<sup>th</sup> August, 2023.
  - ii. to all Members in respect of shares held in physical form after giving effect to valid transmission or transposition requests lodged with the Company/ Registrar and Share Transfer Agent as on the close of business hours on Friday, 25<sup>th</sup> August, 2023.
10. Members may note that pursuant to Income Tax Act 1961, as amended by Finance Act, 2020, dividend is taxable in the hands of shareholders and the Company is required to deduct tax at source from dividend paid to shareholders at the prescribed rates. For prescribed rates of various categories, shareholders are requested to refer to the Income Tax Act.

Members are requested to complete and/or update their Residential Status, PAN, Category as per the Income Tax Act and email ID with their Depository Participants ('DPs') or with the Registrar and Share Transfer Agent of the Company in case shares are held in physical form before the Record date, to enable the Company to determine the appropriate TDS / withholding tax rate applicable.

**Higher Tax Deduction** shall apply in following cases:

- i. If shareholder is classified as "specified person" as per the provision of section 206AB, tax will be deducted at the rate higher of the following:
  - a. Twice the rate specified in the relevant provision of the Income-tax Act; or
  - b. Twice the rate or rates in force; or
  - c. The rate of 5%.
- ii. If the PAN is not as per the database of the Income-tax Portal, it would be considered as invalid PAN and tax at higher rate u/s 206AA shall apply as per the Income-tax Act.
- iii. As per Section 139AA of the Act every person who has been allotted a PAN and who is eligible to obtain Adhar shall be required link the PAN with Adhar. In case of failure to comply with this, PAN shall be deemed inoperative/invalid and tax shall be deducted at higher rate in accordance with Section 206AA.

**FOR RESIDENT SHAREHOLDERS:**

1. Tax shall be deducted u/s 194 @ 10% in case shareholder PAN is valid.
2. No TDS shall be deducted for Resident Individual shareholders in case dividend paid to resident individual does not exceed Rs. 5000/- during the FY 2023-24.
3. For list of exempted categories shareholders are requested to refer details at our website.
4. Valid declaration in Form 15H/15G as applicable (in duplicate in the prescribed form) may be submitted by resident shareholders in case tax for the Current Financial year on Shareholder's estimated total income will be NIL. This shall be submitted along with copy of PAN to avail the benefit of non-deduction of tax at source by email to the RTA.
5. For shareholders submitting valid Lower Deduction certificates u/s 197, rates of tax deduction shall be rates as mentioned in the Lower Deduction Certificate. These shall be submitted by Shareholder to RTA of the Company at [rta@alankit.com](mailto:rta@alankit.com) by 01.09.2023{till 11:59 P.M.(IST)}.

**FOR NON-RESIDENT SHAREHOLDERS:**

1. Withholding Tax shall be deducted@ 20% (plus applicable Surcharge and Cess) as per Income Tax Act.
2. However, Non-Resident shareholders [Including Foreign Institutional Investors (FIIs)/Foreign Portfolio Investors (FPIs)], have option to be governed by provisions of Double Taxation Avoidance Agreement (DTAA) read with Multilateral Instrument (MLI) between India and country of Tax residency of shareholders, if they are more beneficial to them. Thus, TDS as per Income Tax Act, 1961 or Tax treaty rates, whichever is beneficial shall be applied provided the Non-residents submits specified documents:

- Self- attested copy of PAN, if available
- Tax Residency Certificate (TRC) valid for FY 2023-24 obtained from authorities of the Country of which the shareholder is a Resident
- Form 10F duly filled (Filed online at Income Tax Portal for shareholders with Valid PAN)
- Declaration to the effect that:
  - i. Dividend Income is not attributable to any Permanent Establishment (PE) or Fixed Base in India.
  - ii. Non-Resident is Eligible to claim benefit of DTAA. Shareholder has no reason to believe that his/ her claim for the benefits of the DTAA is impaired in any manner.
  - iii. Non- Resident receiving Dividend Income is the beneficial owner of shares
  - iv. Shareholder is and will continue to remain a tax resident of the country of its residence during the financial year 2023-24.

Please note that Company is not obligated to apply DTAA rates at time of Tax deduction. Application of beneficial Tax Treaty Rate shall depend upon the completeness and review of the documents submitted by the Non-Resident shareholder, to the satisfaction of the Company.

**General Points:**

- TDS certificates will be shared with the respective shareholders in due course as per due dates under Income Tax Act. Shareholders can also view the credit of TDS in their respective Form 26AS.
- In case the tax on Dividend is deducted at a higher rate in absence of receipt of or satisfactory completeness of the afore-mentioned details / documents by 01.09.2023 {till 11:59 P.M.(IST)}, the shareholder may claim an appropriate refund in the return of income filed with their respective Tax authorities. No claim shall lie against the Company for such taxes deducted.
- In case the shareholder is a mere custodian of the shares and not the beneficial owner of the dividend payable thereof, in order to effect TDS credit to the beneficial owner, shareholder may submit a declaration as per Rule 37BA of Income Tax Rules. The declaration shall contain the name, address and PAN, residential status and holding of the person to whom the tax credit is to be given along with reasons for giving credit to such person.

The applicable rates and documentation requirement for each category of shareholders is available at our website [www.engineersindia.com](http://www.engineersindia.com). Members wish to avail no Tax / Lower Tax /DTAA benefit or submit 37BA declaration etc. are required to submit all specified documents at [rta@alankit.com](mailto:rta@alankit.com) latest by 01.09.2023 {till 11:59 P.M.(IST)}.



No communication on the tax determination / deduction shall be entertained beyond 11:59 P.M., 1<sup>st</sup> September, 2023.

**11. Payment of Dividend through electronic means:**

- a. To avoid loss of dividend warrants in transit and undue delay in receipt of dividend warrants, the Company provides the facility to the Members for remittance of dividend directly in electronic mode through National Automated Clearing House (NACH). Members holding shares in physical form and desirous of availing this facility of electronic remittance are requested to provide their latest bank account details (Core Banking Solution Enabled Account Number, 9 digit MICR and 11 digit IFS Code), along with their Folio Number, to the Company's Registrar and Share Transfer Agent – M/s Alankit Assignments Limited. Members holding shares in electronic form are requested to update their bank details with their respective Depository Participants.
  - b. Members holding shares in physical form are requested to register PAN, KYC, Nomination details and change/update their information with RTA for processing their service request in line with SEBI Circular dated November 03, 2021 (read with circular dated 14.12.2021 and 16.03.2023) available at Company's website [www.engineersindia.com](http://www.engineersindia.com). Members holding shares in electronic form are requested to update PAN, KYC, Nomination details to their respective Depository Participants.
  - c. In case Members holding shares in physical form fails to furnish PAN, KYC and Nomination details before October 1, 2023 as per above mentioned SEBI circulars, RTA is obligated to freeze such folios. The Members with frozen folios shall be eligible to lodge grievances or service request and shall be eligible to receive payments including dividend (only through electronic mode w.e.f. April 1, 2024), only after furnishing the complete documents. If the securities continue to remain frozen as on December 31, 2025, the RTA / the Company shall refer such securities to the administering authority under the Benami Transactions (Prohibitions) Act, 1988, and / or the Prevention of Money Laundering Act, 2002.
12. As per the provisions of Section 72 of the Companies Act, 2013, the facility for making nomination is available for Members in respect of shares held by them. Members who have not yet registered their nomination are requested to register the same by submitting Form No. SH-13 to their DPs in case the shares are held in electronic form and to Registrar and Share Transfer Agent of the Company in case the shares are held in physical form.
13. As per Regulations 39 and 40 of SEBI Listing Regulations read with SEBI Circular No. SEBI/HO/MIRSD/MIRSD\_RTAMB/P/CIR/2022/8 dated January 25, 2022, Members may please note that SEBI has mandated the Listed Companies to issue securities in demat form only (vide Gazette Notification no. SEBI/LADNRO/GN/2022/66 dated January 24, 2022) while processing service requests. Accordingly, Shareholders are

requested to make service requests by submitting a duly filled and signed Form ISR-4, available at Company's website [www.engineersindia.com](http://www.engineersindia.com). In view of the same and to eliminate all risks associated with physical shares and avail various benefits of dematerialisation, Members are advised to dematerialise the shares held by them in physical form. Members can contact the Company or Company's Registrars and Transfer Agents, M/s Alankit Assignments Limited | 205-208, Anarkali Complex, Jhandewalan Extension | New Delhi - 110055, India (Tel No.91-11-4254 1234 |, Fax No.91-11-42541201, Email: [rta@alankit.com](mailto:rta@alankit.com), Website: [www.alankit.com](http://www.alankit.com) for assistance in this regard.

14. In case of joint holders, the Member whose name appears as the first holder in the order of names as per the Register of Members of the Company will be entitled to vote at the AGM.
15. Members are requested to note that, dividend, if not encashed for a period of 7 years from the date of transfer to Unpaid Dividend Account of the Company, are liable to be transferred to the Investor Education and Protection Fund ("IEPF"). The shares in respect of such unclaimed dividends are also liable to be transferred to the demat account of the IEPF Authority, if they remain unclaimed for seven consecutive years. In view of this, Members/Claimants are requested to claim their dividends from the Company, within the stipulated timeline. For details of unpaid/unclaimed dividends, Shareholders may refer our website at [www.engineersindia.com](http://www.engineersindia.com). The Members, whose unclaimed dividends/shares have been transferred to IEPF, may claim the same by making an application to the IEPF Authority, in Form No. IEPF-5 available on [www.iepf.gov.in](http://www.iepf.gov.in). The Members/Claimants can file only one consolidated claim in a financial year as per the IEPF Rules.
16. All documents referred to in the Notice calling the AGM and the Explanatory Statement are available on the website of the Company for inspection by the Members.
17. Pursuant to the requirements of Corporate Governance, brief resume of the Directors proposed for appointment/ re-appointment are annexed with the Notice.
18. Voting through electronic means/Venue e-voting
  - i. In compliance with the provisions of Section 108 of the Companies Act, 2013 read with Rule 20 of the Companies (Management and Administration) Rules, 2014 as amended from time to time and Regulation 44 of the SEBI Listing Regulations, the Members are being provided the facility to cast their vote electronically, through the e-voting services of National Securities Depositories Limited (NSDL) on all the resolutions set forth in this Notice.
  - ii. The Board of Directors has appointed Ms. Parul Jain, Practicing Company Secretary of M/s VAP & Associates (C.P. No. 13901) as the Scrutinizer to scrutinize the remote e-Voting process and casting vote through the e-Voting system during the meeting in a fair and transparent manner.

**19. THE INSTRUCTIONS FOR MEMBERS FOR REMOTE E-VOTING AND JOINING GENERAL MEETING ARE AS UNDER:-**

- i) The remote e-voting period begins on Monday, 11<sup>th</sup> September, 2023 at 9.00 A.M. (IST) and ends on Thursday, 14<sup>th</sup> September, 2023 at 5.00 P.M. (IST). The remote e-voting module shall be disabled by NSDL for voting thereafter. The Members, whose names appear in the Register of Members / Beneficial Owners as on the cut-off date i.e. Friday, 8<sup>th</sup> September 2023, may cast their vote electronically. The voting right of shareholders shall be in proportion to their share in the paid-up equity share capital of the Company as on the cut-off date, being Friday, 8<sup>th</sup> September 2023.

**How do I vote electronically using NSDL e-Voting system?**

The way to vote electronically on NSDL e-Voting system consists of “Two Steps” which are mentioned below:





**A) Step 1: Access to NSDL e-Voting system**

Login method for e-Voting and joining virtual meeting for Individual shareholders holding securities in demat mode

In terms of SEBI circular dated December 9, 2020 on e-Voting facility provided by Listed Companies, Individual shareholders holding securities in demat mode are allowed to vote through their demat account maintained with Depositories and Depository Participants. Shareholders are advised to update their mobile number and email Id in their demat accounts in order to access e-Voting facility.

Login method for Individual shareholders holding securities in demat mode is given below:

Type of shareholders	Login Method
Individual Shareholders holding securities in demat mode with NSDL.	<ol style="list-style-type: none"> <li>Existing <b>IDEAS</b> user can visit the e-Services website of NSDL Viz. <a href="https://eservices.nsdl.com">https://eservices.nsdl.com</a> either on a Personal Computer or on a mobile. On the e-Services home page click on the “Beneficial Owner” icon under “Login” which is available under ‘IDEAS’ section, this will prompt you to enter your existing User ID and Password. After successful authentication, you will be able to see e-Voting services under Value added services. Click on “Access to e-Voting” under e-Voting services and you will be able to see e-Voting page. Click on company name or e-Voting service provider i.e. NSDL and you will be re-directed to e-Voting website of NSDL for casting your vote during the remote e-Voting period or joining virtual meeting &amp; voting during the meeting.</li> <li>If you are not registered for IDEAS e-Services, option to register is available at <a href="https://eservices.nsdl.com">https://eservices.nsdl.com</a>. Select “Register Online for IDEAS Portal” or click at <a href="https://eservices.nsdl.com/SecureWeb/IdeasDirectReg.jsp">https://eservices.nsdl.com/SecureWeb/IdeasDirectReg.jsp</a></li> </ol>

Type of shareholders	Login Method
Individual Shareholders holding securities in demat mode with NSDL.	<ol style="list-style-type: none"> <li>Visit the e-Voting website of NSDL. Open web browser by typing the following URL: <a href="https://www.evoting.nsdl.com/">https://www.evoting.nsdl.com/</a> either on a Personal Computer or on a mobile. Once the home page of e-Voting system is launched, click on the icon “Login” which is available under ‘Shareholder/Member’ section. A new screen will open. You will have to enter your User ID (i.e. your sixteen digit demat account number hold with NSDL), Password/OTP and a Verification Code as shown on the screen. After successful authentication, you will be redirected to NSDL Depository site wherein you can see e-Voting page. Click on company name or e-Voting service provider i.e. NSDL and you will be redirected to e-Voting website of NSDL for casting your vote during the remote e-Voting period or joining virtual meeting &amp; voting during the meeting.</li> <li>Shareholders/Members can also download NSDL Mobile App “NSDL Speede” facility by scanning the QR code mentioned below for seamless voting experience.</li> </ol> <p style="text-align: center;"><b>NSDL Mobile App is available on</b></p> <div style="display: flex; justify-content: center; gap: 20px;"> <div style="text-align: center;">  </div> <div style="text-align: center;">  </div> </div> <div style="display: flex; justify-content: center; gap: 20px; margin-top: 10px;">   </div>
Individual Shareholders holding securities in demat mode with CDSL	<ol style="list-style-type: none"> <li>Existing users who have opted for Easi / Easiest, they can login through their user id and password. Option will be made available to reach e-Voting page without any further authentication. The URL for users to login to Easi / Easiest are <a href="https://web.cdslindia.com/myeasi/home/login">https://web.cdslindia.com/myeasi/home/login</a> or <a href="http://www.cdslindia.com">www.cdslindia.com</a> and click on New System Myeasi.</li> <li>After successful login of Easi/Easiest the user will be also able to see the E Voting Menu. The Menu will have links of e-Voting service provider i.e. NSDL. Click on NSDL to cast your vote.</li> <li>If the user is not registered for Easi/Easiest, option to register is available at <a href="https://web.cdslindia.com/myeasi/Registration/EasiRegistration">https://web.cdslindia.com/myeasi/Registration/EasiRegistration</a></li> <li>Alternatively, the user can directly access e-Voting page by providing demat Account Number and PAN No. from a link in <a href="http://www.cdslindia.com">www.cdslindia.com</a> home page. The system will authenticate the user by sending OTP on registered Mobile &amp; Email as recorded in the demat Account. After successful authentication, user will be provided links for the respective E-voting Service Provider (ESP) i.e. NSDL where the e-Voting is in progress.</li> </ol>

Type of shareholders	Login Method
Individual Shareholders (holding securities in demat mode) login through their depository participants	You can also login using the login credentials of your demat account through your Depository Participant registered with NSDL/CDSL for e-Voting facility. upon logging in, you will be able to see e-Voting option. Click on e-Voting option, you will be redirected to NSDL/CDSL Depository site after successful authentication, wherein you can see e-Voting feature. Click on company name or e-Voting service provider i.e. NSDL and you will be redirected to e-Voting website of NSDL for casting your vote during the remote e-Voting period or joining virtual meeting & voting during the meeting.

**Important note:** Members who are unable to retrieve User ID/ Password are advised to use Forget User ID and Forget Password option available at abovementioned website.

**Helpdesk for Individual Shareholders holding securities in demat mode for any technical issues related to login through Depository i.e. NSDL and CDSL.**

Login type	Helpdesk details
Individual Shareholders holding securities in demat mode with NSDL	Members facing any technical issue in login can contact NSDL helpdesk by sending a request at <a href="mailto:evoting@nsdl.co.in">evoting@nsdl.co.in</a> or call at 022 - 4886 7000 and 022 - 2499 7000
Individual Shareholders holding securities in demat mode with CDSL	Members facing any technical issue in login can contact CDSL helpdesk by sending a request at <a href="mailto:helpdesk.evoting@cdslindia.com">helpdesk.evoting@cdslindia.com</a> or contact at toll free no. 1800 22 55 33

**B) Login Method for e-Voting and joining virtual meeting for shareholders other than Individual shareholders holding securities in demat mode and shareholders holding securities in physical mode.**

**How to Log-in to NSDL e-Voting website?**

- Visit the e-Voting website of NSDL. Open web browser by typing the following URL: <https://www.evoting.nsdl.com/> either on a Personal Computer or on a mobile.
- Once the home page of e-Voting system is launched, click on the icon “**Login**” which is available under ‘**Shareholder/ Member**’ section.  
  
A new screen will open. You will have to enter your User ID, your Password/OTP and a Verification Code as shown on the screen.
- Alternatively, if you are registered for NSDL eservices i.e. IDEAS, you can log-in at <https://eservices.nsdl.com/> with your existing IDEAS login. Once you log-in to NSDL eservices after using your

log-in credentials, click on e-Voting and you can proceed to Step 2 i.e. Cast your vote electronically.(Serial no. 19 (i) (C))

4. Your User ID details are given below :

Manner of holding shares i.e. Demat (NSDL or CDSL) or Physical	Your User ID is:
a) For Members who hold shares in demat account with NSDL.	8 Character DP ID followed by 8 Digit Client ID  For example if your DP ID is IN300*** and Client ID is 12***** then your user ID is IN300***12*****.
b) For Members who hold shares in demat account with CDSL.	16 Digit Beneficiary ID  For example if your Beneficiary ID is 12***** then your user ID is 12*****
c) For Members holding shares in Physical Form.	EVEN Number followed by Folio Number registered with the company  For example if folio number is 001*** and EVEN is 101456 then user ID is 101456001***

5. Password details for shareholders other than Individual shareholders are given below:

- If you are already registered for e-Voting, then you can use your existing password to login and cast your vote.
- If you are using NSDL e-Voting system for the first time, you will need to retrieve the ‘initial password’ which was communicated to you. Once you retrieve your ‘initial password’, you need to enter the ‘initial password’ and the system will force you to change your password.
- How to retrieve your ‘initial password’?
  - If your email ID is registered in your demat account or with the company, your ‘initial password’ is communicated to you on your email ID. Trace the email sent to you from NSDL from your mailbox. Open the email and open the attachment i.e. a .pdf file. Open the .pdf file. The password to open the .pdf file is your 8 digit client ID for NSDL account, last 8 digits of client ID for CDSL account or folio number for shares held in physical form. The pdf file contains your ‘User ID’ and your ‘initial password’.
  - If your email ID is not registered, please follow steps mentioned below in process for those shareholders whose email ids are not registered.

6. If you are unable to retrieve or have not received the “Initial password” or have forgotten your password:
- Click on “Forgot User Details/Password?”(If you are holding shares in your demat account with NSDL or CDSL) option available on [www.evoting.nsdl.com](http://www.evoting.nsdl.com).
  - Physical User Reset Password?” (If you are holding shares in physical mode) option available on [www.evoting.nsdl.com](http://www.evoting.nsdl.com).
  - If you are still unable to get the password by aforesaid two options, you can send a request at [evoting@nsdl.co.in](mailto:evoting@nsdl.co.in) mentioning your demat account number/folio number, your PAN, your name and your registered address etc.
  - Members can also use the OTP (One Time Password) based login for casting the votes on the e-Voting system of NSDL.
7. After entering your password, tick on Agree to “Terms and Conditions” by selecting on the check box.
8. Now, you will have to click on “Login” button.
9. After you click on the “Login” button, Home page of e-Voting will open.

**C) Step 2: Cast your vote electronically and join General Meeting on NSDL e-Voting system**

**How to cast your vote electronically and join General Meeting on NSDL e-Voting system**

- After successful login at Step 1, you will be able to see all the companies “EVEN” in which you are holding shares and whose voting cycle and General Meeting is in active status.
- Select “EVEN” of company for which you wish to cast your vote during the remote e-Voting period and casting your vote during the General Meeting. For joining virtual meeting, you need to click on “VC/OAVM” link placed under “Join Meeting”.
- Now you are ready for e-Voting as the Voting page opens.
- Cast your vote by selecting appropriate options i.e. assent or dissent, verify/modify the number of shares for which you wish to cast your vote and click on “Submit” and also “Confirm” when prompted.
- Upon confirmation, the message “Vote cast successfully” will be displayed.
- You can also take the printout of the votes cast by you by clicking on the print option on the confirmation page.
- Once you confirm your vote on the resolution, you will not be allowed to modify your vote.

**D) General Guidelines for Shareholders**

- Institutional shareholders (i.e. other than individuals, HUF, NRI etc.) are required to send scanned copy (PDF/JPG Format) of the relevant Board Resolution/ Authority letter etc. with attested specimen signature of the duly authorized signatory(ies) who are authorized to vote, to the Scrutinizer by e-mail to [vapassociatespcs@gmail.com](mailto:vapassociatespcs@gmail.com) with a copy marked to [evoting@nsdl.co.in](mailto:evoting@nsdl.co.in).
  - It is strongly recommended not to share your password with any other person and take utmost care to keep your password confidential. Login to the e-voting website will be disabled upon five unsuccessful attempts to key in the correct password. In such an event, you will need to go through the “Forgot User Details/Password?” or “Physical User Reset Password?” option available on [www.evoting.nsdl.com](http://www.evoting.nsdl.com) to reset the password.
  - In case of any queries, you may refer the Frequently Asked Questions (FAQs) for Shareholders and e-voting user manual for Shareholders available at the download section of [www.evoting.nsdl.com](http://www.evoting.nsdl.com) or call on no.: 022 - 4886 7000 and 022 - 2499 7000 or send a request to Ms. Pallavi Mhatre at [evoting@nsdl.co.in](mailto:evoting@nsdl.co.in).
- ii. Process for those shareholders whose email ids are not registered with the depositories for procuring user id and password and registration of e mail ids for e-voting for the resolutions set out in this notice:**
- In case shares are held in physical mode please provide Folio No., Name of shareholder, scanned copy of the share certificate (front and back), PAN (self attested scanned copy of PAN card), AADHAR (self attested scanned copy of Aadhar Card) by email to [rta@alankit.com](mailto:rta@alankit.com)
  - In case shares are held in demat mode, please provide DPID-CLID (16 digit DPID + CLID or 16 digit beneficiary ID), Name, client master or copy of Consolidated Account statement, PAN (self attested scanned copy of PAN card), AADHAR (self-attested scanned copy of Aadhar Card) to [rta@alankit.com](mailto:rta@alankit.com). If you are an Individual shareholders holding securities in demat mode, you are requested to refer to the login method explained at **step 1 (A)** i.e. Login method for e-Voting and joining virtual meeting for Individual shareholders holding securities in demat mode. (Serial No. 19(i)(A)).
  - Alternatively shareholder/members may send a request to [evoting@nsdl.co.in](mailto:evoting@nsdl.co.in) for procuring user id and password for e-voting by providing above mentioned documents.
  - In terms of SEBI circular dated December 9, 2020 on e-Voting facility provided by Listed Companies, Individual shareholders holding securities in demat mode are allowed to vote through their demat account maintained with Depositories and Depository Participants. Shareholders are required to update their mobile number and email ID correctly in their demat account in order to access e-Voting facility.



**iii. THE INSTRUCTIONS FOR MEMBERS FOR e-VOTING ON THE DAY OF THE AGM ARE AS UNDER:-**

1. The procedure for e-Voting on the day of the AGM is same as the instructions mentioned above for remote e-voting.
2. Only those Members/ shareholders, who will be present in the AGM through VC/OAVM facility and have not casted their vote on the Resolutions through remote e-Voting and are otherwise not barred from doing so, shall be eligible to vote through e-Voting system in the AGM.
3. Members who have voted through Remote e-Voting will be eligible to attend the AGM. However, they will not be eligible to vote at the AGM.
4. The details of the person who may be contacted for any grievances connected with the facility for e-Voting on the day of the AGM shall be the same person mentioned for Remote e-voting.

**iv. INSTRUCTIONS FOR MEMBERS FOR ATTENDING THE AGM THROUGH VC/OAVM ARE AS UNDER:**

1. Member will be provided with a facility to attend the AGM through VC/OAVM through the NSDL e-Voting system. Members may access by following the steps mentioned above for **Access to NSDL e-Voting system**. After successful login, you can see link of "VC/OAVM link" placed under "**Join General meeting**" menu against company name. You are requested to click on VC/OAVM link placed under Join General Meeting menu. The link for VC/OAVM will be available in Shareholder/Member login where the EVEN of Company will be displayed. Please note that the members who do not have the User ID and Password for e-Voting or have forgotten the User ID and Password may retrieve the same by following the remote e-Voting instructions mentioned in the notice to avoid last minute rush.
2. Members are encouraged to join the Meeting through Laptops for better experience.
3. Further, Members will be required to allow Camera and use Internet with a good speed to avoid any disturbance during the meeting.
4. Please note that Participants Connecting from Mobile Devices or Tablets or through Laptop connecting via Mobile Hotspot may experience Audio/Video loss due to Fluctuation in their respective network. It is therefore recommended to use Stable Wi-Fi or LAN Connection to mitigate any kind of aforesaid glitches.
5. Shareholders who would like to express their views/ask questions during the meeting may register themselves as a speaker by sending their request in advance at least 5 days prior to meeting mentioning their name, demat account number/folio number, email id, mobile number at

[company.secretary@eil.co.in](mailto:company.secretary@eil.co.in). The shareholders who do not wish to speak during the AGM but have queries may send their queries in advance 5 days prior to meeting mentioning their name, demat account number/folio number, email id, mobile number at [company.secretary@eil.co.in](mailto:company.secretary@eil.co.in). These queries will be replied to by the company suitably during the meeting, if time permits.

6. Those Shareholders who have registered themselves as speaker will only be allowed to express their views/ask questions, subject to the availability of time during the meeting.

**Other Instructions**

- i. The voting rights of Members shall be in proportion to their shares in the paid-up equity share capital of the Company as on the cut- off date.
- ii. Any person, who acquires shares of the Company and becomes a Member of the Company after sending of the Notice and holding shares as on the cut-off date i.e. Friday, 8<sup>th</sup> September 2023, can also request for the soft/hard copy of Annual report/ Notice by sending a request at [rta@alankit.com](mailto:rta@alankit.com). For obtaining user id and password, members are requested to follow the instructions given under note no. 19 (ii).
- iii. The Chairman & Managing Director shall, at the 58<sup>th</sup> AGM, at the end of discussion on the resolutions on which voting is to be held, allow venue e-voting with the assistance of Scrutinizer, for all those members who have attended 58<sup>th</sup> AGM through VC/OAVM and have not casted their votes by availing the remote e- voting facility.
- iv. The Scrutinizer shall, immediately after the conclusion of voting at the AGM, unblock the votes cast through remote e-voting and venue e-voting in the presence of at least two witnesses not in the employment of the Company and make, not later than two working days of the conclusion of the AGM, a consolidated Scrutinizer's Report of the total votes cast in favour or against, if any, to the Chairman & Managing Director or a person authorized by him/her in writing, who shall countersign the same and declare the result of the voting forthwith.
- v. The Results declared along with the Report of the Scrutinizer shall be placed on the website of the Company at [www.engineersindia.com](http://www.engineersindia.com) and on the website of NSDL (agency for providing e-voting platform) at [www.evotingindia.nsdl.com](http://www.evotingindia.nsdl.com) immediately. The results shall be forwarded to BSE Limited and National Stock Exchange of India Limited, where the shares of the Company are listed within statutory period. The results shall also be displayed on the Notice Board of the Registered Office of the Company.
- vi. The Resolutions, if passed by the requisite majority, shall be deemed to have been passed on the date of the 58<sup>th</sup> Annual General Meeting i.e. Friday, 15<sup>th</sup> September 2023.

**EXPLANATORY STATEMENT**

As required under Section 102 of the Companies Act, 2013 ("Act"), the following explanatory statement sets out all material facts relating to special business mentioned under Item No. 6 & 7 of the accompanying Notice:

**Item No.6**

Shri Rajeev Gupta (DIN: 09839662) was appointed as an Additional Director designated as Director (Projects) w.e.f. 28.12.2022 (date of assumption of charge) in terms of Ministry of Petroleum & Natural Gas, Government of India letter No. CA-31018/4/2020-PNG (35678) dated 27.12.2022, from the date of his assumption or charge of the post, till the date of his superannuation i.e 30.09.2024 or until further orders of the Government, whichever is earlier.

Pursuant to the provisions under Section 161 of the Companies Act, 2013, he holds office up to the ensuing Annual General Meeting of the Company.

The Company has received a notice in writing from himself pursuant to the provisions of Section 160 of the Companies Act, 2013, signifying his intention as candidate for the office of Director. Shri Rajeev Gupta, if appointed, will be liable to retire by rotation under Section 152 of the Companies Act, 2013 and in terms of provisions under the Articles of Association of the Company, on such terms and conditions, remunerations, tenure as may be determined by the President of India/ Govt. of India from time to time. Brief resume containing, inter- alia, the statutory disclosures have been given in the Annexure to the Notice of 58<sup>th</sup> AGM.

Except Shri Rajeev Gupta, none of the Directors, Key Managerial Personnel and their relatives, is interested or concerned financially or otherwise in the resolution.

The Board of Directors considers that in view of the background and experience, it would be in the interest of the Company to appoint him as Director (Projects) of the Company. The Board recommends the resolution for your approval.

**Item no.7**

Shri Rohit Mathur (DIN: 08216731) was appointed as an Additional Director designated as Director (Government Nominee) w.e.f. 16.05.2023 in terms of Ministry of Petroleum & Natural Gas, Government of India letter No. CA-31032/1/2021-PNG-37493 dated 16.05.2023, for a period of 3 years on co-terminus basis or until further orders, whichever is earlier.

Pursuant to the provisions under Section 161 of the Companies Act, 2013, he holds office up to the ensuing Annual General Meeting of the Company.

The Company has received a notice in writing from himself pursuant to the provisions of Section 160 of the Companies Act, 2013, signifying his intention as candidate for the office of Director. Shri Rohit Mathur, if appointed, will be liable to retire by rotation under Section 152 of the Companies Act, 2013 and in terms of provisions under the Articles of Association of the Company, on such terms and conditions, tenure as may be determined by the President of India/ Govt. of India from time to time. Brief resume containing, inter- alia, the statutory disclosures have been given in the Annexure to the Notice of 58<sup>th</sup> AGM.

Except Shri Rohit Mathur, none of the Directors, Key Managerial Personnel and their relatives, is interested or concerned financially or otherwise in the resolution.

The Board of Directors considers that in view of the background and experience, it would be in the interest of the Company to appoint him as Director (Government Nominee) of the Company. The Board recommends the resolution for your approval

By order of the Board of Directors

**(S. K. Padhi)**

Company Secretary

Place: New Delhi

Date: 11.08.2023

Registered Office: Engineers India Bhawan 1,

Bhikaji Cama Place, New Delhi –110066

CIN:L74899DL1965GOI004352

Tel : 011-26762121

Email : company.secretary@eil.co.in

Website: www.engineersindia.com



**ANNEXURE TO THE NOTICE****DETAILS OF DIRECTORS RETIRING BY ROTATION/SEEKING APPOINTMENT  
AT THE 58<sup>TH</sup> ANNUAL GENERAL MEETING**

[Pursuant to SEBI (Listing Obligations and Disclosure Requirements) Regulations 2015 and Secretarial Standard – 2 on General Meetings]

**Item No. 3 ,4, 6 & 7**

<b>Name</b>	<b>:</b>	<b>Shri Sanjay Jindal</b>	<b>Shri Atul Gupta</b>	<b>Shri Rajeev Gupta</b>	<b>Shri Rohit Mathur</b>
<b>Date of Birth/ Age</b>	<b>:</b>	18.01.1968/55 years	01.10.1969/53years	10.09.1964/58 Years	20.09.1968/54 Years
<b>Date of appointment</b>	<b>:</b>	10.06.2022	16.08.2022	28.12.2022	16.05.2023
<b>Qualification</b>	<b>:</b>	B.Com. (Hons.), ACMA	B. Tech. in Mechanical Engineering	B.E. (Electrical Engineering)	B.E. (Mechanical), Master of Finance and Control (MFC)
<b>Shareholding in EIL (Self and as a beneficial owner)</b>	<b>:</b>	Nil	1734 equity shares	2060 equity shares	Nil
<b>Brief Resume &amp; Experience in specific Functional Areas</b>	<b>:</b>	<p>He is B.Com (Hons.) from Delhi University and a member of the Institute of Cost Accountants of India. Shri Jindal had joined EIL in 1992 and has rich and versatile experience in finance and cost accounting of more than 30 years in Hydrocarbon sector. He has handled entire spectrum of Finance and Accounts functions, especially Facilitating Project execution from Bidding to Contract closure, Project Financing, investments, taxation, implementation of Internal Financial Control Systems, Financial Reporting etc. Shri Jindal has also served as Chief Financial Officer of Ramagundam Fertilizers and Chemicals Limited (RFCL). He is also a part-time director on the Board of Certification Engineers International Limited, a wholly owned subsidiary of EIL.</p>	<p>He is a Mechanical Engineer from GBPUAT Pantnagar and joined EIL as Management Trainee in 1992. In a career spanning 31 years, he has been associated in a wide array of domain and steered the successful implementation of various mega projects in India and abroad involving various modes of execution. During Project implementation led the multidisciplinary team of Technical and Commercial domain involving Process, Engineering, Contracts &amp; Procurement, Manufacturing, Construction and Commissioning in both green field and brown field projects. He had also been posted at various Project locations in India and abroad involving Refinery, Petrochemical, Pipeline, Fertilizer etc. before moving to corporate office in 2007.</p>	<p>He is having more than 37 years experience in Project Management, Engineering and Supply Chain Management. He has successfully executed projects in Refineries, Petrochemicals, Gas Processing, Offshore, Pipelines, LNG Terminals, Ports &amp; Harbour within and outside India.</p>	<p>Shri Rohit Mathur is a Government Nominee Director of our Company. He is a Mechanical Engineer from Thapar College of Engineering, Patiala and has also completed Master of Finance and Control (MFC) from Delhi University. He is presently posted as Joint Secretary (General), Ministry of Petroleum and Natural Gas (MOP&amp;NG). Prior to this assignment, he was Director (S, CC &amp; FP), MOP&amp;NG handling matters relating to Refineries Sector, Biofuels, Petrochemicals, crude oil supply and flagship Programmes. He has also worked in various capacities in other Ministries viz. Ministry of Agriculture, Food Processing Industries, Ministry of Finance (Department of Economic Affairs), Department of Biotechnology and Ministry of Health &amp; Family Welfare.</p>

<b>Number of Board Meeting attended (FY 2022-23)</b>	06 (six)	04 (Four)	02(Two)	N.A
<b>Directorship held in other Public Companies</b>	Certification Engineers International Limited	Nil	Nil	Nil
<b>Resigned from listed company in past three years</b>	None	None	None	None
<b>Chairmanship/ Membership Committees across all public companies* (Including EIL)</b>	Member-Stakeholders' Relationship Committee-EIL	None	Member-Audit Committee-EIL	Nil
<b>Relationship between Directors / Key Managerial Personnel inter-se</b>	None	None	None	None
<b>Terms and Conditions of Appointment</b>	As per the letter issued by the Ministry of Petroleum & Natural Gas, Government of India.			

\*Audit & Stakeholders' Relationship Committee

## Directors' Report

### Dear Shareholders,

The Directors present the 58<sup>th</sup> Annual Report of Engineers India Limited (the Company or Your Company or EIL) along with Audited Standalone and Consolidated Financial Statements of Accounts, the Auditors' Report and Review of the Accounts by the Comptroller & Auditor General of India for the Financial Year ended March 31, 2023.

### 2022-23 in Retrospect

Your Company sustained its good performance during FY 2022-23. The key highlights of the financial performance of the Company for the year, as stated in the audited financial statement, along with the corresponding performance for the previous year are as under:

### Financial Performance (Figures in ₹ Lakhs)

Sl. No.	Description	For 2022-23	For 2021-22
<b>A.</b>	<b>INCOME</b>		
i)	Consultancy & Engineering Contracts	141791	145750
ii)	Turnkey Contracts	186585	141290
iii)	Other Income	16912	13673
	<b>TOTAL INCOME</b>	<b>345288</b>	<b>300713</b>
<b>B.</b>	<b>EXPENDITURE</b>		
i)	Cost of rendering services	298762	253610
ii)	Depreciation & Amortization	2522	2319
	<b>Total</b>	<b>301284</b>	<b>255929</b>
<b>C.</b>	<b>PROFIT BEFORE TAX (A-B)</b>	<b>44004</b>	<b>44784</b>
D.	Provision for Current tax	9223	11668
E.	Provision for Deferred Tax	554	(957)
F.	Earlier Year Tax Adjustments, Short/(Excess)	12	(367)
<b>G.</b>	<b>PROFIT FOR THE YEAR (C-D-E-F)</b>	<b>34215</b>	<b>34440</b>
<b>H.</b>	<b>OTHER COMPREHENSIVE INCOME</b>	<b>708</b>	<b>2577</b>
<b>I.</b>	<b>TOTAL COMPREHENSIVE INCOME</b>	<b>34923</b>	<b>37017</b>

### Segment wise Performance (Figures in ₹ Lakhs)

Consultancy & Engineering Projects	For 2022-23	For 2021-22
<b>Segment Revenue</b>		
Consultancy & Engineering Projects	141791	145750
Turnkey Projects	186585	141290
<b>Total</b>	<b>328376</b>	<b>287040</b>

Consultancy & Engineering Projects	For 2022-23	For 2021-22
<b>Segment Profit From Operations</b>		
Consultancy & Engineering Projects	38309	40849
Turnkey Projects	5211	3565
<b>Total (A)</b>	<b>43520</b>	<b>44414</b>
Interest	144	85
Other un-allocable expenditure*	16284	13218
<b>Total (B)</b>	<b>16428</b>	<b>13303</b>
<b>Other Income (C)</b>	<b>16912</b>	<b>13673</b>
<b>Profit Before Tax (A-B+C)</b>	<b>44004</b>	<b>44784</b>
<b>Income Tax Expense</b>	<b>9789</b>	<b>10343</b>
<b>Profit for the year</b>	<b>34215</b>	<b>34441</b>
<b>Capital Employed**</b>	<b>210566</b>	<b>192505</b>

\* Includes ₹3,144.20 Lakhs (previous year: ₹2,248.62 lakhs) towards accrued provident fund liability/provision for impairment on account of Provident Fund Trust Investment.

\*\* Property Plant and Equipment and other assets used in the Company's business or segment liabilities contracted have not been identified to any of the reportable segments, as these assets and support services are used interchangeably between segments. Accordingly, no disclosure relating to total segment assets and liabilities has been made and capital employed has been presented.

### Dividend

The Board of Directors of your Company has recommended final dividend of ₹1/- per share (on face value of ₹5/- per share) for the financial year 2022-23, in addition to ₹2/- per share interim dividend already paid during the year. With this, the total dividend for the financial year 2022-23 works out to ₹3/- per share amounting to ₹16,861.27 Lakhs and Dividend payout of 49% of standalone profits of the Company. The final dividend shall be paid to the Members whose names appears in the Register of Members as well as beneficial ownership position provided by NSDL/ CDSL as on record date on 25<sup>th</sup> August, 2023.

The Dividend Distribution Policy, in terms of Regulation 43A of the Securities and Exchange Board of India (Listing Obligations and Disclosure Requirements) Regulations, 2015 ("SEBI Listing Regulations") is available on the Company's website on <https://www.engineersindia.com/Investor/Landing>

### Transfer to Reserves

Your Company is proposing to transfer to general reserves in FY 2023-24, after adjustment of payment of proposed final dividend, if approved by the shareholders in the Annual General Meeting for FY 2022-23, from retained earnings balance of ₹ 22,965.79 Lakhs as on 31<sup>st</sup> March, 2023.

## Investor relations

It has been a constant endeavour of your Company to achieve highest standards of corporate governance and all measures are being taken to enhance market confidence and improve shareholder engagement through periodic, regular, transparent and open communication.

The Management is committed to sharing information with investor community on the Company's performance and convey essential updates on expected projects, new business initiatives, future outlook, industry insights and avenues of growth potential and investment plans periodically.

Investor Relations provides timely communication of such information which acts as an effective bridge between the management and investor community. The Investor Relations Cell handles all investor concerns and issues efficiently, aligning it with disclosure requirements, transparency and Corporate Governance Rules & Regulations, thereby inculcating a "trust relationship" with the stakeholders.

The Management and Investor Relations Cell are actively communicating with the investors by means of one-on-one meetings, conference calls/earning call, investor conferences, etc. The print and web media are also being utilized for timely dissemination of vital information, which is extremely significant in the financial world.

## Management Discussion and Analysis Report

The Management Discussion & Analysis Report, as required in terms of the Securities and Exchange Board of India (Listing Obligations & Disclosures Requirements) Regulations, 2015, (Listing Regulations) and Corporate Governance Guidelines for CPSEs issued by DPE, is forming a part of the Annual Report.

## Business Responsibility and Sustainability Report

The Company has provided Business Responsibility and Sustainability Report which indicates the Company's performance against the principles of the 'National Guidelines on Responsible Business Conduct'. This would enable the Stakeholders to have an insight into Environmental, Social and Governance initiatives of the Company and forms a part of this Annual Report.

## New Vision Statement

The Energy landscape in India and across the Globe is changing at a swift pace and organizations across the globe are re-strategizing their business operations focused towards Sustainability, Climate Change and Energy Transition. EIL, since its inception have always aligned its corporate and business strategies with Energy Ecosystem and aims to attain leadership position across the Energy Sector. To strengthen its resolve and commitments towards futuristic goals, your company has unveiled its New "Vision Statement":

***"To be a Global Leader offering Total Energy Solutions for a Sustainable Future"***

This new vision would steer your company towards growth and transition pathway, thus, evolving EIL into a "Total Energy Consulting Organization" with leadership position across all the pillars and constituents of "Energy Sector".

## Net Zero

In the rapidly changing global energy landscape, carbon intensity is becoming a key performance indicator for the success of any organization. Hon'ble Prime Minister of India announced PANCHAMRIT at COP26 summit and declared that India will achieve the Net Zero carbon emission target by the year 2070. To achieve the national net zero objective, it is essential for the industry to implement key technological interventions to decarbonise their operations.

As a responsible corporate citizen, EIL declared to become net zero carbon emitter by the year 2035. The company has charted a roadmap to achieve the stated target in phased manner. Some of the important activities planned for the medium term include Energy optimization, reduction of HVAC load, Improving Energy efficiency of HVAC in the office complex through Building Management System (BMS), adopting smart efficient devices and Green Grid availability, Installing new Solar power systems, Installing Energy Storage and Battery Backup Systems, Compressed Biogas utilization, phasing out fossil fuel driven vehicles for official transportation, Miyawaki Forest Plantation in office Complex and moving towards E-office among several other initiatives towards carbon neutrality.

For instance, Solar Photovoltaic (SPV) System on roof tops shall be installed at all EIL Offices and housing Complexes across India with a total capacity of 1300 KW. As of now, contracts for 800 KW have already been placed and these systems are to be commissioned in FY 2023-24. In addition, a combined tender with total capacity of 437 KW for SPVs at EIL Buildings and Complexes at different locations (New Delhi, Gurugram, Mumbai, Chennai and Ahmedabad) is under award stage.

The long-term plan to achieve the net zero target includes installation of additional Solar Power Generation with higher energy efficient systems, Maximizing Use of Electric Vehicles (EVs) for Employee Transportation and Minimizing Business Travels. Apart from these interventions, pilot facility for green hydrogen production is also planned to be installed.

The company has recently installed EV charging infrastructure at both its Head office and Gurugram office complex. These base charging facilities are anticipated to be a game changer in nudging employees to adopt EVs in the long run to commute from home to the workplace. This initiative has a strong bearing on reducing the organization's scope-3 emission. The resultant increase in the scope-2 emission is planned to be achieved through increased share of green power and carbon offsetting. The company has constituted a dedicated interdisciplinary net zero emission team to steer these initiatives and fulfill the target objectives within defined timelines.

As we know, assessment of carbon footprint of the industrial units is quintessential to take necessary steps in decarbonising the operations rationally. In its long journey spanning almost six decades of providing technical and engineering services to the energy industry, EIL has developed unique capabilities and pool of technical database and skillset to address the emerging needs of assessing GHG emissions for the industry.



Recently, the company has launched state of the art web-based platform for realistic assessment of industrial CO<sub>2</sub> footprints trademarked as EngCO<sub>2</sub>चित्रण™, delineating the operational boundaries of the units. The assessment models developed by EIL has adopted the latest GHG emission calculation protocol for mapping the emissions in different scopes.

In addition to fulfilling its own decarbonisation objectives, EIL is committed towards assisting its esteemed clientele in their energy transition journey towards net zero by providing clean and green technological solutions leading to a sustainable future for the generations to come.

### Consultancy Assignments (Domestic)

During the year, your Company has successfully completed major assignments across its business operations and achieved considerable progress in other assignments as highlighted below:

#### Upstream Oil and Gas

During the year, your Company continued to achieve new benchmarks in Offshore Oil & Gas and LNG sectors. The following consultancy assignment was successfully completed during the year:

- Mechanical Completion of all three EPCCs achieved for LNG Import, Storage and Regasification Terminal Project, Chhara (Gujarat).

The following assignments are currently under execution:

- Consultancy Services for Life Extension of Wellhead Platform (LEWP) 1, 2 and 4, Western Offshore of ONGC.
- Project Management Consultant (PMC) for HPLNG's LNG import, storage and re-gasification terminal with capacity of 5 MMTPA with potential expansion to 10 MMTPA capacity at Chhara, Gujarat.
- Consultancy services for design, engineering, technical studies, supervision and assistance for crude handling facilities project in Gulf of Kutch off Vadinar, Gujarat of IOCL.
- PMC Services for Two LNG Storage Tanks Project at Dahej LNG Terminal of Petronet LNG Ltd., Dahej, Gujarat.
- EPCM Services for Dahej Regasification Expansion Project (17.5 to 20 MMTPA) of Petronet LNG Ltd.
- Engineering, Procurement and Construction Management (EPCM) Services for Dahej Regasification Expansion Project (20 to 22.5 MMTPA) of Petronet LNG Ltd.
- Detailed Feasibility Report (DFR) and Front-End Engineering Design of LPG Import Jetty at Dahej, Gujarat of HPCL.
- Study of potential ports to explore possibility of Ethane Imports on Western Coast of India for GAIL.
- Construction work of Breakwater at LNG Terminal, Dabhol Maharashtra has achieved a major milestone with the successful completion of stretch of 100 meter with Accropode placement.

- DFR for Augmentation of 400 KTA Ethane Feedstock to Pata Petrochemical Complex, GAIL.
- Feasibility study for removal of impurities from Natural gas for OIL Gas processing plant at Dandewala.

### Pipelines

Your Company has established an outstanding track record in design, engineering and execution of cross-country pipelines for transportation of crude oil, refined petroleum products, natural gas and LPG across diverse geographies and demanding terrains in domestic as well as international geographies. EIL scope of services encompasses the entire project life cycle ranging from Detailed Feasibility Reports, EPCM (Engineering, Procurement and Construction Management) services, PMC (Project Management Consultancy) services, Integrity Studies etc. By virtue of EIL's skills in executing world class pipeline projects, EIL is the most sought-after technical consultant for major clientele. Considering Government of India's (GOI) thrust on National Gas Grids, EIL is best placed to exploit the opportunities in pipeline sector which are likely to unfold in the next few years.

Your Company had successfully completed the following pipeline assignment during the year:

- EPCM Services for Krishnapatnam - Hyderabad Multi Product Pipeline, BPCL (Part A).

Your Company is executing following major pipeline and associated facilities assignments for various clients which are in advance stages of execution:

- EPCM Services for Crude Oil Import Terminal (COIT) at Paradip, Paradip - Numaligarh Crude Oil Pipeline (PNCPL) with cumulative length of 1637 Km and NRL - Siliguri Marketing Terminal (SMT).
- PMC services for 12"/ 8" x 450 km Kochi - Salem LPG Pipeline for Kochi Salem Pipeline Pvt. Ltd.
- PMC services for Capacity Augmentation of Jamnagar - Loni LPG Pipeline for GAIL.
- PMC services for Storage Augmentation of Light Hydrocarbon (LHC) Products at GAIL, Vijaipur, Madhya Pradesh.
- PMC services for 30"/ 24"/ 18"/ 12" x 827 km Dobhi – Durgapur – Haldia Natural Gas pipeline of GAIL.
- PMC services for Installation of Gas Turbine Compressor (GTC) at GAIL, Gandhar, Gujarat.
- PMC services for C<sub>2</sub> - C<sub>3</sub> product injection scheme in HVJ Pipeline at GAIL, Vijaipur, Madhya Pradesh.
- PMC services for Part-B for 18" x 680 km (Nagpur - Jharsuguda mainline and NTPC Korba Spurline of MNJPL Project (Mumbai - Nagpur - Jharsuguda Natural gas Pipeline) of GAIL.
- PMC services for 24" x 300 km Krishnagiri Coimbatore section of Kochi – Kootanad - Bangalore - Mangalore Gas Pipeline - II (KKB MPL) Project of GAIL.

- PMC services for 18" x 253 km Dhamra Haldia Pipeline Project of GAIL.
- PMC services for HRRL Onshore Pipeline Project, Rajasthan and Gujarat.
- EPCM Services for Upgradation of Facilities of Numaligarh - Siliguri Product Pipeline (NSPL) for transportation of additional products.
- PMC services for Sustained Evacuation of Natural Gas from ONGC Gandhar Fields into High Pressure HVJ - DVPL and DVPL Upgradation Natural Gas Pipeline network, Gujarat.
- PMC Services for Balance Jobs of Dabhol LNG Terminal, Maharashtra of Konkan LNG Pvt. Ltd.
- DFR, Quantitative Risk Assessment (QRA)/ Rapid Risk Assessment (RRA) for Revamp of LPG Import Facility at Uran, Gujarat for BPCL.
- Enhancement of pumping capacity of Barauni - Bongaigaon - Guwahati Sector of Naharkatia - Barauni Crude Oil Pipeline for Oil India Ltd.
- Modification/Revamp of Vijaipur and Vaghodia (HBJ/DVPL) system for GAIL for rich gas/lean gas interconnection.
- CDU-IV of 9 MMTPA capacity along with necessary offsites of HPCL Refinery at Visakhapatnam, Andhra Pradesh.
- DFR for Propylene Recovery unit of 140 KTPA capacity along with offsites of HPCL Refinery at Mumbai.
- Know-How, BEDP and DE of Coke Drum and Heater for Revamp of Coker - B Unit at Barauni Refinery (Phase - II), Bihar.

During the year, Your Company achieved significant progress in the following projects/assignments, which are under progress/ final stage of completion:

- Vizag Refinery Modernization Project of HPCL, Visakhapatnam, Andhra Pradesh.

Process Units and Utility Packages (PMC): Primary process units and major utilities commissioned and secondary process units are in completion / commissioning stage.

Offsite work (OBE): Offsite works associated with CDU/VDU commissioning completed and balance offsites work associated with commissioning of entire refinery complex is getting ready.

- PMC and OBE services for Rajasthan Refinery Project of HRRL, Barmer, Rajasthan.
- EPCM services for Coker-B Revamp of Barauni Refinery Capacity Expansion (from 6.0 MMTPA to 9.0 MMTPA) Project of IOCL in Bihar.
- Phase - II, Consultancy for overall project management and EPCM/ PMC services for capacity expansion of IOCL Panipat Refinery, Haryana from 15 MMTPA to 25 MMTPA (P-25) project.
- Project Management Consultancy Services for De-Bottlenecking and Augmentation of Cryogenic facilities of BPCL LPG Import Terminal at Uran, Maharashtra.
- LEPCM services for DCU-Revamp of Numaligarh Refinery Expansion Project (NREP), Assam.
- Consultancy service for LEPC Selection, DFR preparation and Basic design of OSBL for Green Hydrogen Plant for Bharat Oman Refinery, Bina, Madhya Pradesh.
- PMC/ EPCM consultancy services for 9 MMTPA Cauvery Basin Refinery (CBR) project, Nagapattinam, Tamil Nadu.
- Engineering services to BHEL for 525 TPD standby Sulphur Recovery Unit (SRU) train at IOCL Paradip Refinery, Odisha.
- Lender's Independent Engineer for State Bank of India (SBI) for Project Review and Assessment for financing of HRRL's 9.0 MMTPA Refinery cum Petrochemical complex, Barmer, Rajasthan.
- Additional services (Change order) for Bitumen Blowing unit (BBU) of MRPL, BS-VI Project.
- Supply of License, Basic Engineering Design Package (BEDP), Catalyst and Other Related Services for Sulphur Recovery Unit (SRU) with TGTU for NREP, Assam.
- Energy Optimization Study for M/s Bharat Petroleum Corporation Limited (BPCL)'s Mumbai Refinery.

The following Major Projects were secured by the Company in the Pipeline Segment of hydrocarbon value chain during the year and are in progress:

- EPCM Services for Krishnapatnam - Hyderabad Multi Product Pipeline (16" x 450 km), of BPCL (Part B & C).
- Study for Hydrogen Blending in Natural Gas Pipeline/ CGD Network of GAIL, Uttar Pradesh. This project is significant in terms of EIL's entry into Green Hydrogen space.
- Feasibility Study for Jalandhar – Gurdaspur – Jammu - Srinagar Pipeline (JGSPL) Project of GAIL.
- 48" SPM Subsea Crude Line Support Rectification of HPCL, Andhra Pradesh.
- Consultancy Services for various Critical/ Emergency Jobs encountered during Operation and Maintenance of Pipeline, Pipeline Installation and Gas Processing Unit of GAIL, Uttar Pradesh.

### Petroleum Refining

Your Company has carved a niche as one of the leading Engineering Consultancy service providers to the Petroleum Refining Sector in India, having its footprints in 20 out of 23 operating refineries including 10 grass root refineries in the country. Your Company has also executed Major Projects like, Diesel Hydro-desulphurization Projects, Fuel Specification Upgradation Projects and Revamp/ Modernization Projects for most of the Oil and Gas majors.

The following Refinery Projects/Assignments were successfully completed during the year:

- Sulphur Recovery Block of 2 X 100 TPD capacity along with offsites of CPCL, Manali Refinery at Chennai, Tamil Nadu.



- Conceptual Study for setting up of a Green Hydrogen Plant for M/s National Industrial Corridor Development Corporation Limited (NICDC).
- Hydrogen Blending in Natural Gas Pipeline / City Gas Distribution (CGD) Network for M/s GAIL India Limited (GAIL).

The following projects were secured during the year and work is in progress:

- Bitumen Maximization Project of 300 KTPA along with offsites of IOCL Refinery at Barauni, Bihar.
- LOBS-II Project (CDWU & OHCU Revamp) of 270 TMTPA along with offsites of CPCL, Manali Refinery at Chennai, Tamil Nadu.
- PMC & FEED Services for DCU Revamp Project, Nayara Energy, Vadinar Refinery.
- Consultancy services for Bitumen Maximization Project at IOCL Gujarat Refinery.
- PMC services for New Biturox Plant along with Allied Facilities at IOCL Paradip Refinery.
- Supply of License, Basic Design Engineering Package (BDEP), Catalyst, Proprietary Equipment and other related Services for LPG Treating Unit (LPGTU - 1 and 2) of NREP for NRL in Assam.
- PMC and Detail Engineering job of DCU heater Run Length Improvement job of IOCL, Digboi Refinery, Assam.
- Phase - I, Project Management Consultancy (PMC) Services for Retrofit of Steam Driven DHDS Recycle Gas Compressor (DDC - 2), VGO HDS Recycle Gas Compressor (VHC-1) and CCR Net Gas Compressor (CRC - 2) with Electric Motors at BPCL Kochi Refinery, Kerala.
- Technical & Consultancy Services for BR-9 Expansion Project of IOCL, Barauni Refinery.
- Design, Detail Engineering, Procurement and PMC Services to Revamp Existing Integrated Refinery Expansion Project (IREP) DHDT Charge Heater IG-H-101 for efficiency improvement of BPCL, Kerala.
- Piping Stress Analysis of FSS to TSS Line for HMEL Refinery, Bathinda.
- Detail Engineering for Installation of Automated Valve Blind in FCC Reactor Overhead Line, Provision of parallel catalyst loading/ unloading from regenerator to hopper in FCCU and Segregation of PRU from FCC Unit for HMEL Refinery, Bathinda.
- Site Development Study for Setting up 20 MMTPA West Coast Refinery and Petrochemical Complex at Barsu-Solgaon, Rajapur Taluka, Ratnagiri District, Maharashtra.
- DFR, FEED and EIA/RRA for MREP Phase-II: LOBS & SDA expansion project at HPCL Mumbai Refinery.
- Consultancy Services for Energy Optimization Studies for Bharat Petroleum Corporation Limited (BPCL)'s Kochi & Bina Refineries.
- Feasibility Study for Crude Distillation Unit (CDU)-2 Revamp for M/s Nayara Energy Limited at Vadinar, Gujarat.

## Petrochemicals

Your Company has been involved in the establishment of several Mega Petrochemical Complexes in India. The Company has provided Engineering Consultancy services for various processes including Gas based/ Naphtha based Cracker Complexes and Aromatic plants comprising Naphtha Splitters, Pre-treaters/ Reformers, Benzene - Toluene Extraction units, Pyrolysis Gasoline Hydrogenation Units, Xylene Fractionation and Isomerization units including overall integration and optimization of such complexes.

The following Petrochemical Assignments were successfully completed during the year:

- Techno Economical valuation (TEV) study for HMEL's 1.2 MMTPA Petrochemical Project at Bhatinda for State Bank of India (SBI).
- Due Diligence report of PTA plant of JBF Petrochemicals, Mangaluru for HMEL. Engagement as Consultant for Technical Due Diligence of old PTA Plant of JBF Petrochemicals, Mangalore for GAIL/ SBI Capital
- EPCM services for 60 KTPA Polypropylene plant at Pata Petrochemical Complex, Uttar Pradesh of GAIL.
- Licensor Selection, Engineering and Construction Management (LEPCM) services for 500 TPD Methanol Project and Associated Facilities for Assam Petrochemicals Limited, Namrup, Assam.
- Master Plan finalization and Pre-feasibility report (PFR) for Setting up of 500 KTPA PDH/ PP/ Propylene based Derivatives Petrochemical Complex at Dahej of Petronet LNG Ltd., Gujarat.

Significant progress has been made on the following Petrochemical Projects, some of which are under final stage of completion:

- EPCM/PMC services for Guru Gobind Singh Refinery (GGSR) Polymer Addition Project of HMEL at Bhatinda, Punjab - Mechanical Completion achieved for overall Complex. DFCU, PP, HDPE, Butene-1 & Utilities Commissioned.
- Services for Hydrogenated Pyrolysis Gasoline (HPG)-2, Butene-1 and Pressure Swing Adsorption (PSA) units in BCPL, Lepetkata, Assam.
- EPCM services for 500 KTPA Propane Dehydrogenation (PDH)/ Polypropylene (PP) Unit at GAIL, Usar in Maharashtra.
- Licensor Selection, Preparation of DFR and Review of Licensor's BEDP for Poly-Propylene Unit (PPU) of NREP, Assam.
- PMC services for setting up 4.3 TPD Electrolyser at GAIL, Vijapur.
- Consultancy service for Licensor selection and preparation of Detailed Feasibility Report for 1200 KTPA Petrochemical Plant at Bharat Oman Refinery for BORL, Bina, Madhya Pradesh.
- Lender's Independent Engineer (LIE) for Guru Gobind Singh Refinery (GGSR) Polymer Addition Project of HMEL at Bhatinda for SBI, Punjab.
- Techno-Economic Feasibility report for Polycarbonate (PC) Plant along with Bis-Phenol A (BPA) for Gujarat Narmada Valley Fertilizers & Chemicals Ltd. (GNFC) at Bharuch, Gujarat.

- PMC services for Styrene Project, IOCL Panipat Refinery.
- Detailed Feasibility Report (DFR) including Licensor Selection for Polypropylene (PP) and Propane Dehydrogenation (PDH) Units for M/s Petronet LNG Limited (PLL) at Dahej, Gujarat

The following Projects were secured by the Company in Petrochemical Sector during the year and are in progress:

- PMC Services for De-Aromatized Solvents (DAS) unit at BPCL Mumbai Refinery, Maharashtra.
- Feasibility study including economic analysis of Propylene to ACN & Acrylates project of IOCL and partners, Paradip.
- Detailed Study Report for Debottlenecking GSU C2+ Unit at BCPL Lakwa, Assam.
- DFR including Licensor Selection for setting up a Polypropylene (PP) Unit at Bharat Petroleum Corporation Limited (BPCL)'s Kochi Refinery.
- DFR for the setting up of a Greenfield Petrochemical Complex based on Imported Ethane for M/s GAIL India Limited (GAIL).
- Project Management Consultant (PMC) and Engineering Procurement & Construction Management (EPCM) Services for the setting up of a Glacial Acrylic Acid Unit at Bharat Petroleum Corporation Limited (BPCL)'s Kochi Refinery.

#### Strategic Storages

The Strategic Crude Oil Storage Program is the flagship Energy Security initiative of the Govt. of India which aims at creating a buffer stock of crude oil in underground caverns to meet requirements in case of any disruption of supplies from abroad.

During the year, the Company achieved significant progress in PMC services for storage of 80,000 MT of LPG in underground rock caverns at Mangalore, Karnataka for HPCL.

#### Metallurgy

Your Company is a leading Engineering Consultancy Service Provider for non-ferrous metallurgy having executed a large number of greenfield Smelter and Alumina Refineries in India.

During the year, following Key Metallurgy Assignments were completed:

- Assessment of Land and Water requirement for proposed 24 MTPA Integrated Steel Plant including facilities like Captive Riverine Jetty, CPP (1200 MW), Cement Plant (18.75 MTPA) of Arcelor Mittal Nippon Steel India Ltd. at Kendrapada, Odisha for IPICOL.
- Assessment of Land and Water requirement for proposed 1.0 MTPA Refinery at Raygada/ Koraput district, 0.5 MTPA Aluminum Smelter and 1400 MW Captive Power Plant at Dhenkanal District, Odisha for IPICOL.

During the year, the Company achieved significant progress in following projects:

- Consultancy services for Retrofitting of HRD (High-Rate Decanter) and DCW (Deep Cone Washer) in Stream - 1, Stream - 2 and Stream - 3 of NALCO at Damanjodi, Odisha.
- Consultancy services for 2nd Raw Water Intake Pump House and Pipeline at Damanjodi, Odisha of NALCO.
- Consultancy services for procurement and installation of Reclaimer and Associated Facilities in NALCO's Alumina Refinery at Damanjodi, Odisha.
- Consultancy services and construction management for addition of 11th Rectifier Group (Swing Group) between Potlines 3 and 4 of Aluminium Smelter at NALCO, Angul, Odisha.
- Preparation of DPR and Selection of Technology for Bauxite Conveying System from Pottangi Mines to Alumina Refinery, Damanjodi, Odisha of NALCO.
- Owner's Engineer Services for MDO and Evacuation facilities at Kurmitar Iron Ore Mines for Odisha Mining Corporation Ltd., Odisha.
- Consultancy services for Capacity Enhancement of Tailing Dam of Malanjhand Copper Project of HCL, Madhya Pradesh.
- Assessment of Land and Water requirement for Expansion of 5 MTPA existing Integrated Steel Plant of Bhushan Power and Steel Limited (BPSL) to 15 MTPA at Sambalpur, Odisha for IPICOL.

The following assignments were secured by the Company during the year and work is in progress:

- Additional land assessment for Proposed 24 MTPA Integrated Steel Plant including Ancillary, Downstream and Social Infrastructure facilities of M/s. AMNSI at Kendrapara District, Odisha.

#### Infrastructure

Your Company has developed a strong track record in Infrastructure sector by providing a wide spectrum of services such as Project Management (including on Depository Basis), Third Party Inspection (TPI), Quality Assurance, Independent Engineer and Lender's Engineer services, Project Appraisal and Project Execution Services in some of the important Projects of Key Clientele in the Sector.

During the year, following major projects were completed:

- PMC Services for New Campus Design and Development of IIM Nagpur at MIHAN, Maharashtra. The Campus was dedicated to Nation by Hon'ble former President of India.
- Independent Engineer for Development and Construction of Green Field International Airport at Mopa, Goa. It was dedicated to Nation by Hon'ble Prime Minister of India.





- Engineering review, Procurement and Construction Management Services for Phase - II of HP Green R&D center at Bengaluru of HPCL, Karnataka.
- Cost estimate report for facility up gradation at International Advanced Research Centre at Hyderabad, Andhra Pradesh.

Upholding our commitments to customers, your Company continued to achieve substantial progress in following infrastructure projects:

- Extension of TPI services for Infrastructure Projects of Pune Municipal Corporation, Maharashtra.
- PMC Services for Construction of Domestic Terminal of Leh Airport.
- PMC Services for Residential Complex of Unique Identification Authority of India (UIDAI) in Delhi.
- PMC services for Construction of Petronet LNG Ltd.'s office Building at Dwarka Sector - 14, Delhi.
- Independent Engineering Services for Development and Expansion of IGI Airport at Delhi for AAI.
- Supervision and PMC services for High - Speed Rail Terminal Project at Sabarmati of National High Speed Rail Corporation Limited, Gujarat.
- Independent Engineering Services for Noida International Airport, Jewar, Uttar Pradesh.
- Third Party Inspection services for completing Unitech's incomplete Projects across India.
- Third Party Assessment for Engineering Review and Project Management for Fintech University, Jodhpur, Rajasthan.
- Providing assistance in Monitoring of Development/ Redevelopment of Central Vista Project, Ministry of Housing and Urban Affairs, New Delhi.

The Company's footprints in Infrastructure Sector received an impetus with securing of the following assignments during the year:

- Principal Consultant Firm (PCF) for Setting up RBI's Greenfield Data Center and Training Institute at Bhubaneswar in Odisha.
- Independent Assessment of costs for Bangalore International Airport Limited, Bangalore.
- Third Party Agency (TPA) services for Mukhyamantri Digital Seva Yojana (MDSY), Rajasthan.
- Preparation of DPR for Development of Greenfield International Airport at Chinen in Gr. Nicobar.
- Rajiv Gandhi Knowledge Service & Innovation Hub and Rajasthan Institute of Advanced Learning (RIAL) at Jaipur, Rajasthan.
- PMC services for Rajiv Gandhi Knowledge Service & Innovation Hub at Jodhpur & Kota, Rajasthan.
- OBE services for "Upgrading of IPSHEM (Institute of Petroleum Safety, Health and Environment Management) to World-Class Facility" of ONGC in Goa.

## Water and Waste Management

Your Company has the expertise to undertake a multitude of Water Treatment projects such as raw water intake and treatment systems, Desalination plants, Cooling Water plants, Water Injection plants, Demineralization Plants, Condensate Polishing plants etc. The Company has also evolved basic engineering for standard modules for Municipal Sewage Treatment Plants as well as Standalone Recycle Plants.

Following projects are in progress and at various stages of execution:

- Execution of entry level activities including development of Ghats and Crematoriums in Uttar Pradesh and Implementation of Sewerage Infrastructure works under the Namami Gange Programme.
- Technical and Financial Audit of Infrastructure works in various Urban Local Bodies (ULB) of Punjab for Punjab Municipal Infrastructure Development Company (PMIDC).
- PMC Services for sewerage system in Ponda Colony - Zones IA and IB of Goa for Sewerage and Infrastructure Development Corporation of Goa Limited (SIDCGL).
- PMC for ETP and associated facilities at Jhagadia Pumping Station for Narmada Clean Tech, Gujarat.
- PMC for Construction of 60 ML Guard Pond, 30 ML Equalization Tank and Boosting Pumping Station for Narmada Clean Tech (NCT) at Final Effluent Treatment Plant Ankleshwar, Gujarat.

The following Project was secured by the Company in Water and Waste Management sector during the year:

- PMC services for replacement of existing pipe line at three locations in Jhagadia-Kantyal Section.
- Technical Assessment and Transaction Advisory for Bio-Methanation and Waste to Energy Projects of MoHUA.

## Fertilizers

Your Company is leveraging its capabilities to tap significant business opportunities presented by fertilizer sector in India and Overseas. EIL has 26% equity stakes in a JV Company Ramagundam Fertilizers and Chemicals (RFCL) along with NFL and FCIL. RFCL has been formed to pilot the Revival of Ramagundam Fertilizer Project, Telangana. Currently plant is operational at 100% capacity. It was dedicated to Nation by Hon'ble Prime Minister of India.

Your Company is also undertaking Techno - Commercial Viability and Preparation of DPR for Technical and Food Grade Phosphoric Acid Project at Sikka Unit, Jamnagar, Gujarat.

The following assignments were secured by the Company during the year and work is in progress:

- Green Field Fertilizer Project in Nigeria
- Detailed Feasibility Study for 4000 TPD Green Ammonia Plant & Associated facilities of HMEL.
- Detailed Project Report for 40000 MTPA Melamine-IV project of GSFC.

## Coal

Your Company is providing Consultancy services for various coal-based Projects and the following Project assignment was successfully completed during the year:

- Pre-Feasibility Study for Syn-Gas to Methanol Based Value Added Products at JSPL, Angul Plant, Odisha.

The following assignments were secured by the Company during the year and is in various stages of execution:

- Consultancy services for Finalization of Build Own and Operate (BOO) package and preparing Detailed Feasibility Report (DFR)/ Detailed Project Report (DPR) for the proposed Coal to Ammonium Nitrate Project for Western Coalfields Limited (WCL) at Juna, Maharashtra.
- PMC Services for Pre-award activities such as preparation of tender Documents, Tendering, Selection of suitable firm on Lumpsum Turnkey (LSTK) / LEPC / EPC Basis), Lignite to Methanol via Gasification Project (1200 MTPD of Methanol), NLCIL at Neyveli, Tamil Nadu.
- Techno-economic feasibility study to establish a plant to produce 400 TPD capacity Ammonium Nitrate Melt through gasification of coal in command areas of The Singareni Collieries Company Ltd.

## Alternative Fuel

In the Alternative Fuels space, your Company is providing EPCM services for Assam Bio Refinery Project of M/s Assam Bio Refinery Pvt. Ltd., the first of its kind plant in India. Engineering, Procurement for Long lead items, Tendering for Utility LSTK packages/ other works and construction activities related to Civil/Structural works including Building works, Tankages erection, Piping, Electrical & Instrumentation works are in progress at site. Ethanol blended Motor Spirit system (EBMS) has been commissioned.

## Overseas Consultancy Assignments

Your Company has leveraged its strong track record in the Indian Hydrocarbon sector to successfully expand its international operations. Over the years, the Company has emerged as a global player with the execution of a number of prestigious assignments for International Energy majors in Middle East, South America, Africa and South East Asia.

During the year, following Overseas Assignments were completed:

- EPCM services for 10" x 131 km, HSD India-Bangladesh Friendship Pipeline Project (IBFPL) from Siliguri, India to Parbatipur, Bangladesh.
- FEED Study for LNG Tanks, Jetty Topside and Plant Process System for LNG liquefaction and Export Terminal at Akwa Ibom state, Nigeria for M/S Padah LNG FZE (PLF)
- FEED for Replacement of Waste Water Treatment Plant Absorption Chiller for BAPCO, Bahrain.
- FEED for Debottlenecking the Existing Produced Water Treatment Plant Capacity From 200 MBD To 300 MBD For 1 MMBD Phase-1 Project, ADNOC Offshore, UAE.

- HAZOP study of the process plants located within OMIFCO complex, Oman.
- Adequacy Check of existing civil foundation for replacement of 2HDU RG Compressor Steam Turbine for BAPCO, Bahrain.
- Upper Zakum Facilities Plant Modification Requests (PMRs) and Engineering Work Requests (EWRs) (Package-07), ADNOC Offshore, UAE.
- Plant Modification Requests (PMRs) and Engineering Work requests (EWRs) (Package-03) for Das Island consisting of Work, ADNOC Offshore, UAE.
- Umm Shaif facilities Plant Modification Requests (PMRs) and Engineering Work requests (EWRs) (Package 4.1), ADNOC Offshore, UAE.
- Provision of PMC Services on Call - off basis (UZ Well Hook - Up Project) for ADNOC Offshore, UAE.
- Provision of PMC Services on Call - off basis (Satah/ UAD Projects) for ADNOC Offshore, UAE.
- Zirku Island Facilities Studies/ Engineering Packages (PMR'S and FC'S) (Package - 3), ADNOC, UAE.

Various FEED Engineering, PMC, Technical Support services are being provided to ADNOC, UAE under the following service agreements:

- Technical Support Services Agreement (TSSA) of ADNOC Gas Processing, UAE.
- PMC Services on Call Off Basis of ADNOC Offshore, UAE.
- Engineering Services on Call Off Basis of ADNOC Offshore, UAE.
- General Engineering Services of ADNOC Onshore, UAE.
- Concept, Pre-Feed and Feed Framework agreement of ADNOC

These service agreements provide consistent source of revenue for EIL AD office.

Following overseas assignments are in progress and at various stages of execution:

- EPCM services for the prestigious Dangote Refinery and Petrochemical Project, Nigeria comprising a 650,000 BPSD grass root Petroleum Refinery and 830 KTPA Petrochemical Complex at Lekki Free Trade Zone, Nigeria for Dangote Oil Refining Company (DORC). This is the largest single train refinery in the world. The Project facilities include crude oil receipt and storage including two SPMs with associated offshore/ onshore pipelines. The project is under advanced stage of completion & Utilities have been commissioned.
- Additional PMC/ EPCM Services for new units, viz. DHDT, SWS and ARU in Dangote Refinery, Nigeria.
- PMC services for 3.0 MMTPA grass root refinery of Eastern Refinery Limited in Bangladesh.
- PMC services for 1.5 MMTPA grass root refinery in Mongolia which is being set up under Line of Credit facility from EXIM Bank. 03 nos. EPCs are awarded and work is in progress.



- Provision of PMC Services on Call - off basis (for UZ Sewage Treatment Units and E1085 - EDGs replacement at UZCC and ACPT – 1) for ADNOC Offshore, UAE.
- Provision of PMC Services on Call - off basis for Smart Upstream Project for ADNOC Offshore, UAE.

The following assignments were secured by the Company during the year and are in various stages of execution:

- Consultancy Service for the Supervision of the Guyana Integrated NGL Plant and 300MW CCGT Power Plant.
- Safeguarding Memorandum for all Habshan 5 Plant areas and Revalidation HAZOP for Area 3, ADNOC Gas, UAE.
- Detailed Engineering for Power requirement for WHPTS PC-55 AND PC-110 and M1637: Deck pipe Supports (E & F), ADNOC Offshore, UAE.
- Zirku and Das Islands: Feasibility Study for Underground Oil Storage Tanks, ADNOC Offshore, UAE.
- CED FWA T.3: Engineering Work requests (EWRs) & Plant Modification Requests (PMRs) for US NASR and UZ, ADNOC Offshore, UAE.
- CED FWA T.1: Brown Field Engineering Work requests (EWRs) & Plant Modification Requests (PMRs) for ZIRKU and SARB, ADNOC Offshore, UAE.
- Design Integrity and adequacy study of CFP, BBP and CDP Offshore Platforms, ADNOC UAE.
- Provision of PMC Services on Call-off basis/under Contract No. 429493 (USSU Projects) for ADNOC Offshore, UAE.
- PMC Services-SPIR Management & Asset Owner for ADNOC Offshore, UAE.
- Call-Off Project Management Consultancy (PMC) Services for the Construction of Industrial Projects Facilities and Other Civil Projects within UAE, ADNOC Distribution.
- Design and Detailed Engineering Works of Cryogenic Storage Tank for Ethane and Propane for Ajah Energy FZE, Nigeria.
- Cooling Water Network Hydraulic Analysis and Thermal Design of Heat Exchangers for Dangote Fertilizer Limited, Nigeria.
- Engineering Services for Site Survey and Stress Analysis regarding Supports, Bellows and PDS Valves for Petrochemical Industries Company, Kuwait.

#### Turnkey Projects

The following assignments were secured by the Company during the year and are in various stages of execution:

- Replacement of 3 nos CSU Off Gas Compressors, 06 nos Regeneration Gas Compressors & Installation of 01 CBD Vessel at Uran, ONGC.
- Restoration of Gas Terminal Phase-1, Part-A at ONGC Hazira Plant, Gujarat, India

- Revamping of Sectionalizing Valves Stations of 36" & 42" TPLS and Additional Requirements for GT & Kribhco (Part-B) at ONGC Hazira

Your Company's turnkey project portfolio consists of projects executed on LSTK mode or on the 'Open Book Estimate (OBE)' basis.

The following OBE/ LSTK job was successfully completed during the year:

- Revamp of Slug Catcher IIA (5 Fingers) at Uran Plant of ONGC in Maharashtra

The following OBE/ LSTK jobs achieved considerable progress during the year:

- Vizag Refinery Modernization Project Offsite in Vizag, Andhra Pradesh.
- Revamp of Slug Catcher IIA New (12 Fingers) at Uran Plant of ONGC in Maharashtra.
- Revamp of Slug Catcher at Uran Plant of ONGC in Maharashtra.
- Execution of Residual Utilities and Offsites for Rajasthan Refinery Project, HRRL, Rajasthan on OBE basis. Construction of Offsite Pipe racks and buildings nearing completion. Mechanical & Piping works are in full swing.

#### Specialty Chemicals

The following assignments were secured by the Company during the year and are in various stages of execution:

- MIBC, MIBK and O & U Projects at DCTL Dahej, Gujarat, India.
- Detail Engineering Consultancy (DEC) Services for New Turbine Generator Set related System, New FBC Boiler and Interconnecting Piping at DCTL / DNL Nandesari Site, Vadodara, Gujarat, India.
- Detailed Feasibility Report (DFR) for Setting up of an Iso Propyl Alcohol (IPA) Unit, Methyl Iso Butyl Ketone (MIBK) Unit and Methyl Ethyl Ketone (MEK) Unit for M/s GAIL India Limited (GAIL).
- Engineering, Procurement and Construction Management (EPCM) Services for the setting up of a 50 KTPA Iso-Propyl Alcohol Unit for M/s GAIL India Limited (GAIL) at Usar, Maharashtra.

#### Performance of Divisions

##### Process Design and Development

The Process Design & Development Division is primarily engaged in conceptualization of Projects focusing on Energy Security, Sustainability and Import substitution in complete Oil and Gas value chain. The division also focusses on strategic storage and transportation. The activities undertaken by the division encompass the whole gamut from concept to commissioning for Domestic as well as Overseas clients.

The service offering of the Division starts with Configuration studies, to seed Projects by carrying out Feasibility Studies and Detailed Feasibility Report. Further, the Division carries out the critical activity of Technology Evaluation as a Value-added activity to select Process Licensors. The division is involved in Basic Design and Licensing for In-house developed Open art and Licensed Technologies. In addition to Refinery and Petrochemical, the division provides services for highly energy efficient facilities for LNG & LPG, and Crude Oil, product terminals. In addition to traditional crude, multi product, Gas pipelines, the division is providing services for new upcoming facilities such as Green H2 pipeline network. Further, activities for Pre-FEED & FEED or Detailed Engineering activities are carried out by the division. The division further provides support for procurement and construction and finally take lead role in assisting Owner in pre-commissioning, commissioning and handover of facilities. The division specializes in various specialized services such as Operating Unit Trouble-shooting, efficient & schedule friendly debottlenecking activity and Technical due Diligence activities with sustainability as main focus. The division is ably handling a number of overseas prestigious assignments adapting to diverse customer base, diverse capacity and local regulations and design practices. Adoption of Best Practices and Benchmarking our services w.r.t. international codes & standards is followed consciously in providing the services.

The division with the unique blend of knowledge, expertise and experience in diverse domains in different geographies actively support the Business Development Group of the company in securing new business, expand footprint in new geographies, opening up new avenues for business in India and abroad.

The division has adopted cutting edge technology using smart platform for seamless integration of basic, to detailed engineering activities through usage of database. Initiative towards continuous digitization yielded results in ensuring operational excellence.

In addition, the division is always striving for adopting best practices, streamlining systems and processes and implement lessons learnt to achieve excellence and optimize cost and schedule to ensure customer delight.

MoU with PNGRB for capacity assessment of various Gas pipeline has provided visibility in the high tech and critical area of Gas transmission.

#### **Project Execution**

The division amply supports the project execution of prestigious projects in the company. The year saw addition of new geography for operation when EIL bagged the Consultancy services for the supervision of the Guyana Integrated NGL plant and 300 MW power plant from the Ministry of Natural Resources & Environment, Government of Guyana.

Tremendous impetus has been provided to the prestigious Mongol refinery project with two EPC package award for Open art units & Utility-Offsites facilities and Captive Power Plant.

In the pathway for sustainability, focusing enhanced Gas penetration in the Energy landscape, EIL is implementing LNG and LPG import facilities all along the shoreline. EIL has created its niche in developing

the indigenous design in Regas & storage. In addition to domestic projects the division has also ably completed the FEED activities for a large LNG facility at Nigeria.

The division is ably implementing strategic storage for LPG cavern in addition to Crude and providing service for carrying out Feasibility study for unique usage of underground concrete Oil Storage Tanks for an overseas client.

The division has also started activities in niche area of Ethyl Benzene/ Styrene project for Panipat refinery.

In the Petrochemical domain, engineering of the one of its kind PDH plant with downstream facilities at GAIL, Usar is on the verge of completion, which is an example of seamless integration of basic to detailed engineering activities through usage integrated platform.

The division is also ably providing design engineering and other services for the Panipat refinery expansion in line with India's commitment towards being a global refining hub.

The division is providing services for GAIL's prestigious Urja Ganga pipeline for Dhamra – Haldia segment as well Nagpur-Jharsuguda and Dobhi – Durgapur – Haldia natural Gas Pipeline. Engineering activities under progress for Krishnagiri-Coimbatore section of Kochi-Koottanad-Bangalore-Mangalore Gas Pipeline -II. These pipelines will ensure a highly reliable and dependable corridor for gas transmission.

BPCL's proposed Multi product pipeline from Krishnapatnam to Hyderabad, a facility to augment fuel supplies in one of the fast, industrially developing areas of Telangana is advancing at a fast pace. The challenging Paradip Nulmaligarh pipeline is under advanced stage of engineering.

The division is also ably providing design engineering and other services for various Refinery, Petrochemicals and Pipeline Projects being executed by your Company.

#### **Project Completion and Commissioning**

The highly acclaimed Guru Gobind Singh Polymer Addition Project (GGSPAP) of HREL achieved Mechanical completion and was successfully commissioned in the January 2023 producing on-spec Ethylene, Propylene and other products.

The division has also successfully commissioned the prestigious Indo Bangla Friendship pipeline as a commitment towards energy security of neighbouring countries.

The one of its kind Sulfuric Acid plant at Haldia Refinery has achieved consistent and successful operation. The unit converts sour gases to saleable H<sub>2</sub>SO<sub>4</sub> product with high energy efficiency.

The In-house designed highly challenging Slug Catcher at ONGC, Uran under OBE mode, has been commissioned successfully.

As part of Urja Ganga pipeline the Jamshedpur spur line has been commissioned to take a large leap towards common gas grid. In additional multiproduct pipeline from MRPL refinery to Jetty has been commissioned.

LPG terminal at Chhara is ready for commissioning



**Paving way for future investment - Conceptualizing:** The division has conceptualized and carried out various feasibility studies in Refineries, Petrochemicals, upstream and midstream area. Few of the important achievements are:

- Feasibility Study Report for IOCL, Paradip for independent Dual Feed cracker Unit and associated downstream petrochemical units.
- To strengthen commitment towards import substitution in the country, various feasibility studies for Specialty Chemicals and Bulk Petrochemical Complex at HMEL & GNFC are in advanced stage of completion.
- Division has carried out a very strategic feasibility study for developing facilities in Sri Lanka which is expected to provide boost in the bi-lateral relationship.
- Detailed Feasibility study for expansion of Dhabol LNG terminal from 5 mmtpa to 15 mmtpa is being carried out. To ensure Petrochemical feed security and flexibility, number of studies for import and transportation of gas feeds have been successfully carried out.
- Feasibility study for installation of 18 km of Bitumen transfer from IOCL Paradip refinery to North Oil jetty has been carried out for IOCL Refinery division. This pipeline has been conceptualized with Skin Effect Heating System (SEHS).
- Considerable development has been made in the field of Hydrogen Transportation with the completion of the Feasibility Study for 200 Km pipeline from Khavda to Mundra for M/s Adani Gas.

### Engineering

During the year, the Engineering Divisions of EIL continued their efforts towards providing optimized and value added services for all ongoing projects consistent with the Client requirements and objectives of the Company. Various divisions maintained focus on key areas like System Improvement and providing quality of deliverables, enhanced productivity by adopting knowledge enriched with vast experience, repeatability of design, enhanced software application and implementation of Electronic Data Management System (eDMS) along with improved information exchange, digital data transfer, electronic work flow integration with remote working capabilities, efficient communication systems, implementation of Internal Audit observations and Monitoring and updation of specifications, standards and guides, to align with latest industry trends.

Engineering divisions have achieved complete digital integration for seamless data transfer among all other divisions in the company working on 3D as well as on Smart suites environment for production of engineering deliverables, starting from concept to commissioning. Thereby repetitive works is effectively eliminated, engineering processes are optimized along with major boost to quality of engineering deliverables, resulting a big leap forward towards meeting challenging project schedules.

### Specialist Material and Maintenance Services (SMMS)

Specialist Material and Maintenance services (SMMS) division is the specialist division under technical directorate providing specialist services to upcoming projects and operating assets. Asset Integrity Management (AIM) of various assets is core functioning area of SMMS Division. SMMS division consists of multidisciplinary teams of highly qualified specialists which provides its services in the field of

- Materials and Corrosion
- Refractory and Non-Metallic
- Corrosion Control
- Cathodic Protection
- Maintenance & Inspection

SMMS division has been involved in various critical jobs related to health assessment, remaining life assessment of plants & pipelines, root cause analysis of equipment, piping and pipelines, fitness for service (FFS) studies, fire damage assessment and recovery assistance, preservation/mothballing of plants, due diligence of old plants, risk-based inspection (RBI) of plants and pipelines. Above activities are very complex in nature and required high skill set, in-depth knowledge, subject expertise, process and design know how. This division of EIL is assisting various clients and highly acknowledged in the industry for its specialist and unique services.

SMMS division has already secured annual contract for its specialised services from esteemed clients like OIL, GAIL, HPCL Vizag, NRL and is expected to secure many more assignments from other clients too.

Some of the jobs undertaken in SMMS Division are:

- Due Diligence of JBF petrochemical Plant, Mangalore
- Impact Assessment of demolition of Twin tower on the gas pipeline in Noida, UP
- Health Assessment of CDSP structure of DCU Unit of Nayara Energy, Jamnagar
- Health Assessment of 03 Nos. Mounded storage bullets at GAIL, Usar
- Replacement of Hydrogen service transfer line in Ammonia unit of Mangalore Chemicals and Fertilizers
- Study and Assessment of Pipeline defects and mitigation measures for DNPL Pipeline, Assam

### Engineering and Technology Development Department (ETDD)

The Engineering and Technology Development Department (ETDD) is a multidisciplinary group with specialists from different fields of engineering provides specialist solutions for Refineries, Petrochemicals, Oil & Gas Processing Projects, Pipelines, Offshore Platforms, Fertilizers, Metallurgical and nuclear industries. ETDD provides services in the field of advanced engineering design and analysis of pressure vessels and piping systems including those for very severe environments such as very high temperatures and pressures, technological and complex structural systems, pipelines

and tankages. ETDD has solved many unconventional, complex and multidisciplinary problems, which required in-depth technical knowledge and proven performance in the fields of engineering design and analysis, arise during design phase and as well as pre- and post-commissioning phases. ETDD has also taken up many project works in high-technology areas such as seismic analysis of nuclear structures, satellite launch complexes, rocket test stand, large space structures, blast resistant structures etc.

In-house capabilities developed for the following and implemented in the projects:

- Low weight maintenance blinds suitable for isolation in shutdown operation have been developed. This is being implemented in HMEL Bhatinda Refinery.
- Simplified linear elastic three-dimensional Finite Element Analysis is developed for optimization of Local Post Weld Heat Treatment (LPWHT) layout of Equipment and Piping Components.
- Davits of higher capacities and large boom length have been developed. This development has enhanced the capabilities of EIL in meeting the challenges being posed by larger davits.
- Developed the methodology for reducing condensation related issues in the annular space of the Double Wall Storage Tanks. This has been filed at the Indian Patent Office. This development enhanced the capabilities of EIL in the field of design of Double Wall Cryogenic Tanks.
- Capabilities developed for design of Under Ground Concrete Tanks with shallow water tables. This development has enhanced the capabilities of EIL in the field of Underground storage of petroleum products.
- Developed the capability for designing hot box trunnion supports for very high temperature application to control heat transfer and reduce stresses.

### Equipment

Equipment Division of EIL is engaged in the design, engineering & procurement of various types of static, rotating, packaged and fired equipment that are required in the industry. With integration of heat transfer, mass transfer, offshore & captive power plant specialization into the division, there has been a seamless integration of concept, design, detailed engineering and field execution stages of all the types of equipment and systems under one roof.

Through its vast knowledge pool and past database, the Division ensures design & procurement of optimized & energy efficient equipment with advanced technologies, in compliance with latest international norms. While some equipment have generic functions, many other equipment carry out highly specialized technologically advanced functions, often bordering at limits of material due to very high temperatures or sometimes cryogenic conditions. Plant capacities have increased over the years, the sizes & complexities of equipment have seen a continuous upward trend. These industry trends when transposed to the equipment level, have triggered new

design challenges which are tackled by effective execution strategies.

Some of the key highlights of the division's performance are as under:

- Upstream Process Engineering expertise in creating potential business avenues in the field of Offshore and Onshore Oil & Gas processing applications at Middle East locations through EIL's Abu Dhabi office.
- Technical value additions implemented in ADNOC Projects.
- Under the revived MOA with ONGC, engaged in various assignments and opportunities with different assets of ONGC.
- Executed critical and challenging revamp of NRL DCU Columns and ensured cost-effective & energy efficient revamp strategies with significant utilization of existing assets, reduction of capital costs and shutdown time.
- Concept of Modularization to shorten the execution schedules of various packages but also to enhance construction quality and reduce costs.
- Implementation of improved Coker Furnace & Coke Drum design based on in-house indigenous improved Coker Technology for DCU, NRL.
- Expertise in energy optimization studies, On-site performance evaluation and throughput enhancement by modification/replacement of existing heat transfer equipment.
- Design of high-pressure exchangers, cryogenic heat exchangers, reflux condensers in addition of conventional shell & tube heat exchangers and Air coolers.
- Significant optimization has been carried out in the coke drum design for NRL, DCU Revamp, by using combination of Vertical & Horizontal plate and with the Y-Ring.
- For the first time, engineered and procured very large sized equipment (various Process Columns & Pressure Vessels) in exotic metallurgy (Titanium & Super Duplex Stainless Steel (both solid and clad)) for Assam Bio Refinery Project, India. Also for the first time, dealt with world's largest Reactor Regenerator equipment for PFCCU, HRRL Project.
- Developed "Bharat Petroleum-EIL DWC Technology" in collaboration with Bharat Petroleum Corporation Limited for Divided Wall Columns (DWC) by providing EIL proprietary DWC trays and is now ready to offer & implement its own in-house designed proprietary trays in prospective DWC applications.
- Application of digital technology and redevelopment of in-house software tools for day to day design with value additions.
- Engineering for Procurement activities for various refinery & petrochemical projects.
- HVAC System for Leh Airport with wide variations in ambient temperature [(+) 35°C ~ (-) 25°C] using novel concept of Geothermal energy to achieve Carbon neutrality.
- HVAC system for Uptime Tier 4 certified Data centres for various clients.



- Resolution of operational issues, assistance in troubleshooting activities at site, energy efficiency improvement and reduction of carbon footprint (NET ZERO) for various rotating equipment etc. for clients like GAIL, BORL, BAPCO, KNPC etc.
- Designed & Engineered one of the biggest Flare systems of India.
- Organized a successful industrial training program on “Fired equipment for clients and contractors” to stay connected with the industry and to better comprehend its needs as well as to disseminate technological advancements with all.
- Provides end-to-end services for the conceptualization, design, detailed engineering, procurement, and execution support for various types of captive, independent power plant (IPP), and steam generation systems using different types of fuels.
- Development of air heater design for cryogenic services, development of crucifix heater (doubled fired vertical cylindrical heater) thermal design & development of helical coil cooler design has been the highlights of this year. Also optimized inhouse capabilities for Ejector system design for single stage, multi-stage as well as for hybrid systems with LRVP.
- Direct project execution related to operational issues, troubleshooting, efficiency improvement and run length improvement for various equipment, heater revamp/ optimization, etc for clients like BAPCO, NRL, HMEL, BPCL-KR ,IOCL Digboi, KIOCL, Dangote Fertilizer, TPL etc., making Equipment division a contributor towards EIL’s revenue.

**Patents / Trademarks granted:**

- Patent has been granted by Patent office i.e. “**Single Fired Multiple Pass Vertical Cylindrical Radiant Section Configuration For Fired Heaters**”. Additionally two nos. patent filed for heat transfer equipment.
- Secured Trademark (EngDWST) registration certificate from the patent authority for EIL’s design of Double Wall Storage Tanks (DWST), and trademark EngExDooR for EIL designed Visibly leak tight Explosion Door.

**Electrical**

Electrical Department is responsible for the design, engineering, procurement and implementation of the Electrical Power Distribution systems for all projects by adopting latest technologies and following the applicable latest National and International standard and codes.

With the adequate availability of stable & reliable Grid Power supply across India nowadays, the focus has been shifted to utilising the Grid Power source for the projects instead of Captive power plants considered earlier. This has led to handling incoming Grid power supplies upto 400 KV, use of Extra high voltage Gas Insulated switchgears (GIS) & EHV cables for HMEL Petrochemicals, VRMP & BPCL Kochi projects, use of very large rated motors in the range of 30 MW instead of steam turbines for driving compressors for Rajasthan Refinery Projects of M/s HRRL & PDH & PP projects of GAIL Usar and extensive Electric heat tracing systems instead of Steam tracing for

VRMP & Rajasthan Refinery Projects. In Rajasthan Refinery Project which comprises the largest Refinery and Petrochemical Complex of the nation, Grid power to the tune of 350MW have been imported from State Authority and is being utilized in the Complex alongwith in-house captive generation using Steam Turbine Generators. Further, the electrical systems of the plants are getting smarter with digitalization. The Electrical Department has aligned with the latest requirements & policies and accordingly state of the art Electrical Control System (ECS), Substation Automation system, digital Fire Alarm System and Plant Communication System are being utilised in all projects.

Electrical Department also carries out independent Electrical study projects for various clients. One such project has been the Lightning Protection system design and calculations for BPCL LPG Bottling Plant at Nashik. As part of initiatives for renewable energy sources, Solar panels are now being installed on various building rooftops within the plant to harness the solar energy as part of the project itself. The department is also implementing land based 2 MW Solar Photo voltaic Plant at HPCL, Bengaluru.

All deliverables from the department are par excellence and are furnished with the use of renowned software viz. Power system studies E-Tap, Smart Plant Electrical (SP-EL), Smart Plant 3D Modeling (SP-3D) and various in-house software.

In line with the “Aatmanirbhar Bharat” & “Make In India (MII)” policy, Electrical Department has been actively involved in frequent interactions with domestic vendors, developing & guiding them, conducting vendor meets and enlisting indigenous vendors for various items viz. Numerical Relays, Electrical Heat Tracing, Variable Frequency Drives, Motors etc.

As a step towards sustainability & Net Zero mission, Electrical Department has done the requisite engineering for Supply, Installation, Testing and Commissioning of Grid Connected Roof top Solar PV plants on existing buildings at EIL Complexes & Buildings across India and has contributed towards achieving Net Zero Objective of EIL as well as the Nation. Also, the Department has been actively associated with various Green Hydrogen, Green Ammonia projects and proposals as an initiative of Net Zero mission.

As part of the nation building initiative, Electrical Department has majorly contributed in the development & updation of various Indian standards for electrical equipment & systems. The members of the Electrical Department have been actively associated with various BIS Committees. The National Electrical Code (NEC), SP 30, a prestigious publication of the Bureau of Indian Standards is being formulated under the leadership of EIL. The standard will lay down a set of good practices and guidelines for selection of various items of electrical system, electrical installations in buildings & for outdoor sites and general safety procedures & practices in electrical work. Also. the Electrical Department has been associated with the ETD-20 committee and has given major contributions to the chapters related to Earthing, Lightning Protection and Hazardous area Classification.

## Instrumentation and Digitalization

Instrumentation Department have always maintained its forte as leader adopting digital technology and serving wide range of industries in synchronization with the technical and scientific evolutions and advancements. Latest Technology coupled with knowledge for appropriate utilization of relevant Indian and International Codes and Standards are exploited to the benefit of plant operation and maintenance by providing a safe and secure environment to the plant and personnel.

EIL has its footprints in domestic & overseas jobs in Design and engineering of Instrument and Control Systems including Distributed Controls Systems (DCS), Safety Instrumented Systems (SIS), Fire and Gas system, Asset Management Systems for Instruments, Alarm Management System, Analyzer Systems, SCADA & Telecommunication, Leak detection System, Building Management system, Perimeter Surveillance System, EPABX System, field instruments etc. for plants.

Some of the state-of-art technologies, which are adopted and being implemented in various ongoing projects like,

- Integrated Access Control System for Entry Gate Access Control, Labour Management, Visitor Management, Canteen Management and Parking Management system along with building surveillance,
- QR code enabled web based/kiosk-based visitor gate pass self-enrolment/printing facility with SMS based authentication,
- Multi conduit bundle for laying underground FO cable to facilitate future laying of cable without excavation,
- Hyper-converged Infrastructure (HCI), Integrated Smart JB & 4K resolution-based camera for CCTV System

The benefit of virtual platform has been fully exploited using cloud based detail engineering and conducting Factory Acceptance Test (Hardware and Software) of DCS/ PLC without having any physical presence at Factory for Complete logic checking, graphics checking and complex loop verification through WebEx with participation by all stakeholders for multiple projects like VRMP, HRRL etc.

Integrated Turbine and Compressor Control System with unified platform for Governor control, Anti-surge and Performance control of large Turbine driven Compressor machines are introduced to ensure single platform considering the ease of operation and maintenance in various projects.

Digital integration between various Smart suites for smooth data transfer between Smart P&IDs, SPI and then to SP3D/E3D utilising various integration tools is being implemented for Digital Project Execution in effective and non-disruptive manner. Migration of valve dimensional vendor data to 3D model, Development of In-house Web based software for Sizing of Control Valve and Safety Valve, installation Standard software for selection of optimum instrument installation standard for process application are some of the key featured implemented.

As part of digitalization initiatives:

- A Memorandum of Agreement (MoA) cum Transfer of Technology (ToT) agreement was executed by EIL with CSIR-CSIO. Harnessing the technology acquired from CSIR-CSIP, EIL has secured three years AMC order from DMRC for Earthquake Early Warning System installed at Delhi Metro.
- A web-based portal (EngCavern) is developed and implemented to facilitate seamless transfer of Cavern Data/ Report between EIL and ISPRIL and integrated repository of the data.
- An Analytical Project Management Dashboard (EngProjectViewTM) has been developed and launched for EIL projects. The application displays important KPIs and key parameters of the Projects. It provides real-time project data, allowing decision-makers to have an up-to-date view of project progress. Applied for trade name for the application.
- Completed development of a web-based software (EngCO<sub>2</sub> चित्रण) for estimation of CO<sub>2</sub> (Scope 1 & 2) emission by Refineries and Buildings. Applied for trade name for the application. EIL is offering service to organizations to estimate their CO<sub>2</sub>e emissions using this web based platform, generating report suitable to SEBI requirement. Development of Scope-3 and other sectors like Exploration & Production of Oil & Gas, Petrochemicals and Fertilizers etc. have been planned in the forthcoming revisions.
- Instrumentation Department has been continuously engaged in the process of creating an opportunity leading to promotion of the Indian Manufacturing Industry arranging multiple vendor meets to make domestic manufacturers aware of their potential and also by enlisting Indian suppliers / system integrators who maximize domestic content by optimizing Original Equipment Manufacturers scope in high tech areas like DCS, PLC, Analysers, Metering Skids, Communication systems, Control Valves, Fire & Gas Detection Systems.

## Project Controls (Planning & Scheduling)

Project Controls (Planning and Scheduling) ensures effective and timely implementation of projects through detailed assessment of work quantum, meticulous planning, micro level scheduling and dynamic monitoring. The 'Planning and Scheduling' Department provides Planning, Scheduling, Monitoring, Risk Management and Material Control Services to various Projects using state-of-the-art tools and database. International software packages on project management along with a supporting set of in-house developed software packages are used for detailed planning and scheduling. The schedules are reviewed, updated and project completion outlook analysed by planning engineers having vast experience in all phases of project planning in all sectors. Third Party Monitoring Contracts providing a whole range of independent planning, scheduling & monitoring services are also undertaken by EIL for projects being executed in India and abroad. Besides monitoring of Project Schedule and Cost, Project Controls also deals with the - change management,





devising strategies to remove the constraints resulting in Time and Cost Overruns, Analysis and Monitoring of Project Time and Cost Forecasts, Risk Management, etc.

**Ministry Projects Monitoring (Ministry Monitoring Cell)**

EIL has been providing services as an "extended arm" for Third-Party Project Monitoring to Ministry of Petroleum and Natural Gas for the last 41 years for projects implemented across the country in the Oil and Gas and other related sectors. The Key responsibilities of MMC is to serve as a central, single point source of information, analysis (physical as well as financial progress) and reporting for projects to the MoPNG. By implementation of web-based Project Monitoring Software with Dashboard called MMC Pariyojana, MMC has taken a giant leap into digitization and has not only changed the gamut of Project Monitoring Capabilities but also made available to the Stakeholders the Key Project Information sector wise, state wise, period wise, time and cost overrun details, etc. Dashboard based Monitoring System has improved the efficiency in monitoring of the project, data storage, retrieval and handling of crucial project information. MoPNG Pariyojana has been widely appreciated and adopted by the MoPNG as well as all the Oil and Gas CPSEs' Management. MMC Pariyojana is environment friendly and promotes Digital India, Swachh Bharat mission, Make in India etc. under Govt. of India, supporting EIL's Net Zero by 2035 Initiative.

**Cost Engineering**

Cost Engineering Department provides Cost Related services for various projects in all fields of operations from inception to commissioning and beyond, for domestic as well as overseas jobs. Cost Engineering operations include services such as preparation of Capital Cost estimates and Financial / Economic analysis for diverse activities ranging from technology selection to preparation of feasibility reports and option study estimates for investment decisions pertaining to projects handled by EIL in various areas like Refineries, Petrochemicals, Fertilizer, Cross country pipelines, Power projects, Metallurgy, Mines, Strategic Storage, Offshore Oil & Gas, Infrastructure etc.

The Department provides cost estimates for procurement, assistance during price negotiation, cost monitoring and control during execution of projects under conventional, LSTK / OBE and BOO / BOOT mode of execution. It also prepares cost estimates for bidding in EPC mode. Further, Cost Engineering provides independent services like Project cost estimation, feasibility studies and review of the cost estimate prepared by others, scrap value evaluation of fertilizer / petrochemical / refinery projects etc.

**Supply Chain Management**

EIL offers integrated Supply Chain Management Services through its highly experienced and effective team of Supply Chain Management professionals. The functions of SCM are very critical with respect to timeliness of deliverables, customer satisfaction and ensuring high standards of quality.

**Key Areas of Operations of SCM Division**

- Contracts & Purchase
- Procurement Development Department
- Inspection Services
- Expediting & Monitoring Services
- Shipping Services

**Contracts & Purchase**

Contracts & Purchase under division of SCM offers complete range of Procurement Services to Clients to ensure timely availability of desired materials/ services at site as well as fulfils its own in-house procurement requirements. Having the vast experience of handling multiple global clients and their different methodologies for sourcing, positions EIL uniquely, to have a comparative analysis and evolve best practices across the upcoming projects. This provides flexibility and agility to cater to the dynamic needs of various clients/projects. Entire Procurement process is carried out in consonance with Public Procurement Principles, viz., Transparency, Equity and Fairness, ensuring desired quality within the designated time frame at the most competitive prices and against comprehensive competition. In order to enhance efficiency, effectiveness and transparency of the procurement processes, SCM has leveraged latest IT tools/ technologies to develop packages like Electronic Procurement System (EPS) reducing procurement cycle and errors. It automates various stages of Contracting/ purchasing, viz., Identification of requirement, RFQ preparation, Inviting Bids, Processing bids and award of orders/ contracts.

Being a CPSE, Engineers India Limited has been at the forefront in adopting and implementing various policies of Government of India like Make In India, Start-up India, e-procurement through GePNIC & GeM, Reverse Auction, Public Procurement Policy for MSEs, various other Purchase Preference Policies, etc. Also, the Company's procurement policy and practices are guided by Government Policies and CVC Guidelines.

During the year 2022-23, EIL's Procurement of goods and services through GeM portal is 46.01% and Procurement from Micro and Small Enterprises is 48.75%. Percentages are with respect to the overall procurement of goods and services by EIL for various client's projects executed by EIL as a contractor (LSTK / OBE jobs) as well as for EIL's In-house requirements.

**Ordering highlights for Fiscal Year 2022-23:**

- INR 33303 Crore -Total Procurement
- INR 31938 Crore for Projects where EIL worked as a consultant.
- INR 1203 Crore - Direct purchase and contracts on suppliers/ contractors for various LSTK/ OBE/ Depository projects.
- INR 162 Crore - Direct purchase and contracts for EIL In-house requirements.

Inspection Deptt. under SCM Division provides Inspection, expediting & order monitoring services for almost all types of items/ equipment at suppliers works as well as project sites, India & Abroad, in various fields like Refinery, Petrochemicals, Pipelines (Cross Country / Offshore including terminals), Nuclear, Fertilizers, Infrastructure, etc. SCM-Inspection Division has 09 (Nine) Regional Procurement Offices (RPO) all across India & 03 foreign Inspection Offices which are performing field inspection & expediting at supplier's works, supporting development of manufacturers and carrying out performance monitoring of various suppliers, within their respective regions. Inspection Deptt. of EIL, over the last 5 decades, has a successful track record of ensuring & monitoring the quality & delivery of the items/ equipment from the supplier, right from order placement till the delivery of items to site. EIL's Inspection Engineers located throughout these procurement offices are well skilled and experienced in numerous Testing & Inspection strategies/ techniques. They are also well versed with national & international Technical Codes/Requirements/Standards and are certified with internationally recognised Inspection/ Testing certifications.

Additionally, SCM-Shipping Deptt through its highly experienced and skilled team of logistics experts provides services on import & inland Transportation planning & control and Custom clearance of imported goods, which helps in smooth movement of project materials from Indian as well as global sources to project sites.

A few Major Highlights of SCM-Inspection Division during the year 2022-23 are:

- Expediting / Inspection / Monitoring activities for Purchase orders placed on various suppliers for various items / equipment worth of more than ₹ 10200 Crores.
- Inspection of around 2363 KM of Cross Country Pipeline (s) worth of ₹ 5009 crore carried out at supplier's work during the Year 2022-23.
- Successfully completed the 1<sup>st</sup> quarterly AMC services to DMRC-Delhi for Earthquake Early Warning System.
- Under the Make In India/ Aatmanirbhar Bharat campaign, EIL enlisted several Indian suppliers where either no or very few Indian supplier exist like 160 MVA EHV transformer, GP Steam Turbine upto 1060KW etc.
- Launched an online "Inspection Call Module" & "Communication module" to exchange all communication with various stakeholders related to order executions.
- Inspection of Largest R/R Package, CDU/ VDU Columns, Mounded Bullets, Main Fractionator Column, Chromium-Vanadium Reactors and many critical equipment for Rajasthan Refinery Project of HRRL.
- Inspection of various items / equipment like Pumps, Reactors, Exchangers, Columns, Heaters, Vessels, Compressors, Motors, transformers, bulk items, etc comprising of exotic metallurgy for various projects awarded to EIL by GAIL, NRL, BPCL ONGC, MRPL, ABRPL, Petronet LNG & many more meeting stringent specifications requirements.

- Inspection of pressure vessels in Titanium Metallurgy for ABRPL.

### Construction

The Division offers services for Construction Management including Contract Administration, Construction Quality surveillance, Feedback Analysis, Health Safety & Environment and Warehouse Management for various projects of EIL, withstanding diverse challenges and local impediments associated with climatic conditions, difficult terrain and space constraints etc. which are unique to the nature of the project.

During the year 2022-2023, Construction Division continued to provide Construction Management Services for various clients at more than 55 diverse domestic projects and 3 overseas locations.

Concurrent prestigious commitments for the Division include Dangote Refinery at Nigeria, Vishakha Refinery Modernization Project (PMC & OBE) of HPCL, Rajasthan Refinery Project (PMC & OBE) of HRRL, Mongol Refinery Project, PPU GAIL Pata, Slug Catcher Project URAN on OBE Mode, Bio Refinery Project of ABRPL, Dhobi Durgapur Haldia pipeline of GAIL, APL- Namrup, Jamnagar-Loni pipeline of GAIL, KSPPL Kochi, High Speed Rail Terminal at Sabarmati, Leh Airport, Crude Oil Import Terminal of NRL- Paradip, ETP Jhagadia of NCT, LNG Truck Loading facilities & balance works of LNG Dhabol Terminal of KLPL, Petronet LNG Building at Dwarka, Consultancy Services of Panipat Refinery Expansion Project (P-25) of IOCL, Consultancy Services for 9 MMTPA Cauvery Basin Refinery (CBR) at Nagapattinam of CPCL, EPCM Services for 500 KTA PDH PP Unit with U&O facilities at USAR of GAIL, PMC Services for LPG Cavern at Mangalore of HPCL, PMC Services for Dhamra Haldia Pipeline Project of GAIL, DCU Revamp Project at Numaligarh of NRL, EPCM Services for Coker-B Revamp of Barauni Refinery Capacity Expansion of IOCL, to name a few.

Construction activities commenced for the following new domestic/ overseas projects during the year:

- EPCM for Upgradation of Facilities of Numaligarh- Siliguri Product Pipeline (NSPL)
- EPCM Services for Paradip- Numaligarh Crude Oil Pipeline.
- Restoration of Gas Terminal Phase-1 and Associated Facilities at ONGC Hazira in OBE Mode.
- PMC Services for Storage Augmentation of LHC Products at GAIL Vijaipur
- EPCM Services for Bitumen Blowing Unit-MRPL
- EPCM Services for Slope Stabilization Work for Crude Tank (J/K/L), SRU-7 & Beta Land Area of MRPL
- PMC Services for Krishnagiri-Coimbatore Section of KKB MPL-II.
- PMC Services for Krishnapatnam-Hyderabad Multiproduct Pipeline
- PMC for Delayed Coker Unit (DCU) Revamp Project- Nayara Energy Limited
- Consultancy Services for Guyana Integrated NGL Plant and 300 MW CCGT Power Plant Project
- RBI Data Centre & Training Institute, Bhubaneswar



The Construction Division leverages its highly skilled and motivated team for establishing and monitoring adherence of Construction Quality Management system.

The Construction Division is implementing a host of innovative techniques to minimize construction schedule across project sites. Some of them are as mentioned below:

- Erection of equipment in dressed up condition.
- Modular construction of Tech Structure, Piperack and Heaters
- Use of Pre-fabricated/Bolted structures
- Introducing extensive use of Auto UT/TOFD techniques as an alternative to hazardous conventional NDT method like radiography.
- Use of Digital Radiography
- Use of RFID technique for the tracing of fabricated piping spools.

The Company's commitment towards adherence of world-class Health, Safety and Environment standards in the execution of projects was epitomized by the multitude of accolades received from clients, during the year:

- 101 Million LTI free man hours at VRMP(PMC)-Vizag
- 100 Million LTI free man hours at HRRL(PMC)-Barmer
- 25 Million LTI free man hours at HRRL (OBE)-Barmer
- 27 Million LTI free man hours at LNG-Chhara
- 10.12 Million LTI free man hours at IIM-Nagpur
- 10 Million LTI free man hours at DDHPL-Durgapur
- 9 Million LTI free man hours at APL-Namrup
- 7 Million LTI free man hours at HSRCL-Sabarmati
- 5 Million LTI free man hours at ABRPL-Numaligarh
- 3 Million LTI free man hours at INDJET-Barauni
- 2 Million LTI free man hours at DDHPL-Durgapur
- 2 Million LTI free man hours at Mongol Refinery Project-Mongolia.
- 2 Million LTI free man hours at LNG Dhabol Terminal of KLPL
- 1 Million LTI free man hours at P-25, Panipat.

### Environmental Engineering

EIL has been providing solutions for Environmental Compliances & water resources management while protecting and restoring major water ecosystems. EIL is committed to ensuring compliance to all health, safety and environment requirements during delivery of products/services to customers. EIL has executed several projects in diversified fields of Environment including Sustainability Development initiatives, Environmental Feasibility Studies; Air Quality, Modelling & Control; Environmental Management Plans, Water & wastewater treatment; Effluent Recycle & Reuse; Environmental Impact Assessment Studies; etc. EIL has helped in enabling the adoption

of innovative & integrated water and wastewater management solutions for optimization of fresh water conservation as integral part of its design. EIL is already accredited by Quality Council of India (QCI) for carrying out Environmental Impact Assessment Study projects and the accreditation is valid upto 22.11.2023. EIL is accredited in 13 sectors with 5 EIA Coordinators and 16 Functional Area Experts.

Some of the major projects carried out by the company during the year 2022-23 in the field of Environment and sustainability include the following:

- Transaction advisory services to MOHUA (Ministry of Housing & Urban Affairs) for implementation of Waste to Gas/Energy projects for various million plus population cities of India.
- Water, Wastewater Treatment and Effluent Recycle facilities for various projects implemented by EIL
- Completed Adequacy study for IOCL-Guwahati-ETP for remediation of various problems being faced in the ETP.
- Environmental Clearances from Ministry of Environment, Forest and Climate Change (MoEFCC) were successfully obtained by EIL for BPCL-Bina Refinery Expansion Project and MRPL's Refinery capacity Augmentation project at Managlore.
- As part of EIL's Sustainability Initiatives, development of Miyawaki forest has been initiated inside EIL-Gurugram campus in a dedicated area. Also, Solar Power Plants of capacity 400 KWP have been installed at EIL-Gurugram office as part of its net zero initiatives during the financial year 2022-23.

### Research & Development

R&D has taken up various initiatives for technology development and commercialization on its own as well as in collaboration with industry, academia and reputed national laboratories to expand organization's business both in India and in the international market. In the era of energy transition, the R&D activities undertaken by the company would be instrumental in indigenizing the energy sector and help India achieve the vision of Atmanirbhar Bharat. Our startup initiative "EngSUI" is a testament to our commitment to nurturing and supporting the entrepreneurial ecosystem within India. By providing both financial and technical support, we are empowering startups to drive innovation and shape the future of our industry.

Our collaborations with esteemed entities such as NRL, UOP LLC, PMPL, CSIR-IIP & OECT, and BPCL bear testimony to our commitment to knowledge-sharing and joint progress. Through these partnerships, we are harnessing collective expertise to drive meaningful change.

The indigenous desalter technology, a collaborative effort between EIL and BPCL, underscores our dedication to forging partnerships that yield groundbreaking results. This technology not only showcases our technical prowess but also exemplifies our commitment to sustainable solutions. The company carried out the revamp of CDU-3 desalter system at BPCL-KR using this indigenous technology.

Further, EIL is performing DFR and pre-project activities towards implementation of a demo Bio-ATF facility at MRPL in collaboration with CSIR-IIP. In addition, EIL has secured work on supply of Basic Engineering Design Package (BEDP) for LPGTU under DCU revamp at NRL.

In this fiscal year, our relentless pursuit of innovation has led to the securing of intellectual property rights. The grant of five patents and the filing of ten new patents further highlight our unwavering dedication to pushing the boundaries of knowledge.

Major achievements of division in terms of Technology Development and Commercialization are as below:

- **Technology development projects initiated**
  - i) A process for prevention of SO<sub>2</sub> slippage into TGTU Quench column
  - ii) Development of solvent for recovering CO<sub>2</sub> from flue gases in presence of impurities
  - iii) DPR Preparation for Coal to Methanol
  - iv) Development of technology for SAP (Super Absorbent Polymer) production
  - v) Joint technology development for Helium recovery from Natural gas with CSIR-IIP and OECT
  - vi) Development of Helical baffles in Heat Exchangers
- **Ongoing Projects**
  - i) Development of Above Ground Sulphur Seal Technology
  - ii) Development of 3D CFD Model of Fluidised bed Coal Gasifier
  - iii) Amine Purification BEDP activities for IOCL-PR P-25 Project
- **Technology commercialization**
  - i) BEDP, DFR and pre-project activities for demo Bio ATF plant at MRPL
  - ii) DPR for 10 TPD ethanol demo unit from captured CO<sub>2</sub> and H<sub>2</sub> from Electrolyzer with NTPC
  - iii) Revamp of CDU-3 desalter system at BPCL-KR using EIL-BPCL Desalter Technology
  - iv) Basic Engineering Design Package (BEDP) for LPGTU under DCU revamp at NRL
  - v) Consultancy services for performance improvement of CDU heater through ENGRT-HTRTM software for HMEL
  - vi) BEDP preparation for Production of Aqueous ammonia from Refinery Sour gases at Numaligarh Refinery limited under progress
  - vii) Supply of proprietary CATDEGAS catalyst to MRPL SRU based on order placed by MRPL
  - viii) Supply of Proprietary internals for LPGTU at BPCL, MRPL and NRL.
- **Initiatives taken for strengthening technology tie ups**
  - i) Memorandum of Agreement (MoA) inked with Numaligarh Refinery Limited (NRL) for Development and demonstration technology for the Production of aqueous ammonia from ammonia rich sour gases at NRL as joint technology
    - ii) Collaboration Agreement inked with Permionics Membrane Pvt Ltd (PMPL) to pursue marketing & Business development for promoting sale of Joint Technology & its proprietary items. To Collaborate for further research, development & upgradation of joint technology & its proprietary items.
    - iii) Memorandum of Agreement (MoA) inked with CSIR-IIP, ONGC Energy Centre Trust (OECT) for Development of technology for Helium recovery from natural gas based on knowhow and technology information package developed by CSIR-IIP and EIL's CO<sub>2</sub> capture technology.
    - iv) Memorandum of Understanding (MoU) inked with UOP LLC, USA for enabling UOP to explore the potential deployment of EIL's TGTU technology along with UOP's offerings to customers globally
    - v) MoA inked with BPCL for Super Absorbent Polymer (SAP) technology development
    - vi) Activities initiated for signing of MoU with IIT-Kanpur for collaborative development of various technologies
    - vii) Renewal of membership for FY2022-23 for:
      - Process Science Technology Center (PSTC), an industry-academia collaborative research program initiated by University of Texas, USA
      - Fractionation Research Incorporated (FRI), a non-profit cooperative research organization based at Oklahoma, USA
      - Process Integration Research Consortium (PIRC), University of Manchester UK
- **Patents & Trademarks applied / granted**
  - i) The following 5 no. of Patents filed earlier were granted this year:
    - Patent No 407354: Cross flow reactor
    - Patent No 413186: Design of Desalter System
    - Patent No 415668: Integrated energy efficient tail gas treating process and system for the same
    - Patent No 425318: System for gas-liquid distribution on a catalyst bed in a trickle bed reactor
    - Patent No 425989: Single fired multiple pass vertical cylindrical heater configuration for low pressure drop application
  - ii) Trade Mark Granted
 

The following 2 no. of Trademarks have been granted against past applications and those filed during this FY:

    - EngExDoor (Leakproof arrangement for Explosion door in process heaters)
    - EngDWST (Double Walled Cryogenic Storage Tank)



- iii) The following 9 no. of new patents have been filed:
  - A Conduit Support Structure of a Process Fired Heater
  - Method for Optimizing Fired Heater using a system
  - An improved configuration of vacuum distillation unit and process for separating components of reduced crude oil (1 no. Indian patent, 1 no. US patent).
  - A Storage Tank
  - Crude and vacuum distillation unit
  - A system and process for prevention of SO<sub>2</sub> slippage into TGTU quench column
  - A device for above ground liquid sulphur seal
  - Integration of propane dehydrogenation plant of petrochemicals with liquefied natural gas regasification terminal
  - A supporting structure for a chimney
- iv) Trade Mark Filed
 

Applications have been filed for registration of Trademark for following 3 no of technologies:

  - BharatEngDWC (Divided Wall Column Technology)
  - EngCO2चित्रण (Assessment of CO<sub>2</sub>e emissions from industrial operations)
  - EngProjectView (Project Management Dashboard)

**Information Technology Services**

The IT-enabled services provided by Information Technology Services Department to facilitate EIL's core activities have been further augmented this year. Focus on developing and implementing quality IT solutions has resulted in improved services, enhanced efficiency, productivity and seamless integration.

The major focus has been towards de-perimeterization of activities and IT-enabled business continuity in a secure manner which strengthens our commitment to ensure a safe work environment for all our stakeholders.

The notable achievement in Project implementation is the adoption and implementation of seamless engineering activities through smart platform. The cutting-edge end-to-end solution technology has furthered the operational excellence and ensured a competitive edge.

In addition, EIL has adopted integrated plant design methodology for smooth Project execution and digital handover to clients

Through the adoption of technology at every level of activity, ITS has ushered in a new way of doing business in the Company. These achievements are a testament to ITS' dedication to providing high-quality IT-enabled services that enhance productivity and competitiveness.

The major achievements of ITS in the year gone by are enumerated below:

- ▶ **Infrastructure Upgradation**
  - EIL Gurugram Complex has been enabled with state-of-the-art Wi-Fi-6 with end-to-end security standards WPA3 with IP67 enclosure. Virtual or Hybrid mode for Corporate, Business, Internal or External interactions have been enabled and are being adopted completely.
  - The Company augmented its Device-as-a-Service approach to procure new devices, which will ensure continuous technology upgrades and responsible device usage.
- ▶ **Focus on Security**

For EIL's own business and for the stakeholders, Security of infrastructure is of utmost importance. EIL is participating in a special project being conducted by National Cyber Coordination Centre (NCCC) to create a nation-wide network for generation of reliable and actionable threat intelligence.

As a commitment towards continual improvement in Cybersecurity posture, EIL has implemented DDoS (Distributed Denial of Service) for major internet links. Additionally, the IT infrastructure system and inhouse developed web-applications are audited by a CERT-IN empanelled auditor regularly.
- ▶ **Compliance towards various Government Directives**
  - Vendor Payment system and Lease System were enhanced to comply with the new GST guidelines.
- ▶ **Digitalizing internal workflow**

Most of EIL's business and back-end functions are completely digitized using in-house applications. ITS has also been developing applications for usage of external stakeholders for furthering the efficiency, accountability and sustainability by moving towards paperless office environment. Few of the major achievements are detailed below:
- Business Functions**
  - Web-based Software for Tender Processing System (EPS-Tenders) and Inspection Call System were implemented.
  - ITS upgraded some of its earlier systems to the latest technologies; these include software for Instrument Index, Bill of Materials, IPMCS and e-Cable.
- Back-end Functions**
  - An Aadhar OTP Based e-Sign Portal for submission of medical claims was launched.
  - System for Paperless processing of Income tax declaration & Income tax Forms 12BB were completed.
  - Number of HR and Finance software were upgraded as per new policies and requirements.

### Interfacing external stakeholders with internal processes

- Enhancement of features of Document Management System of EIL (EngDMS) and PCAMS software were carried out for ease of operation of Clients.
- Supplier /Contractor portal has been enhanced for handling document submission for PMC jobs alongwith a dashboard for Supplier/Contractor documents
- The supply chain management has been completely integrated with Lakshya Bharat Portal for the Ministry of Petroleum & Natural Gas (MoP&NG) to provide real time information to various stakeholders.

### Marketing & Business Development

Almost a year and half back, your company embarked on a new journey to re-invent, re-imagine and transform itself to be a global leader offering Total energy solution for a sustainable future. Besides maintaining the leadership position in O&G, Petrochemicals (incl. Fertilisers) & NFM segment, your company has been focused on scouting opportunities arising out of the national vision and policies in emerging areas like Coal gasification, Niche Chemicals, Bio-fuels, Green Ammonia and Green Hydrogen as well as Energy transition, Decarbonisation and Net Zero related assignments. Crucial inroads have also been made into steel and Défense sectors, where tremendous opportunities exist given the clarion call of Aatmanirbhar Bharat by government.

The onus of getting business for company essentially lies on effective Marketing & Business development activity, which in EIL is predominantly entrusted to the M&BD department. Marketing and Business Development at EIL, provides the much-needed outreach to fulfil the growth ambitions of the organization. Besides being in incessant engagement with MOP&NG, your company is equally engaged with other key ministries like DC&F (DCPC), MOHUA, MNRE, MEA etc. to scout for all the possible business opportunities. Your company has been part of various working group committees formed by various Ministries and prestigious standard institutes. Cordial relations are also maintained with various MEA agencies.

Paramount importance is being given to maintaining a healthy and cordial relationship with all clientele. Active participations are made in various prestigious conferences, exhibitions, and forums where in one keeps abreast with the latest happenings, shares ideas with industry stakeholders and also maintain a good networking.

Major role of the department is scouting for business opportunities, both scouting for tenders in market and seeding projects on suo-moto basis with clients. Department also plays a crucial role in providing inputs to ministerial queries, preparation of Corporate rolling plan, annual reports

Your company firmly believes in forging strategic collaboration with existing and new clients, technology licensors, startups and equipment manufacturers for enhancing its footprint and augmenting business. During the year, several MoUs/ MoAs were signed with the likes of Munitions India Limited (MIL), ONGC, MoHuA, OIL, DEEP.KBB GmbH. These associations of business growth through collaborative

partnerships would result in providing more value added and niche solutions to our clients.

On business front, your company has secured orders worth more than ₹ 4700 Cr which include number of prestigious International assignments and assignments in the new emerging sunrise sectors. The biggest boost to our international footprints was through securing of two major assignments; One for \$22 Million for providing consultancy services for Integrated Natural Gas Liquids (NGL) plant and 300 MW CCTG Power plan in Guyana and EPCM services for a world scale grass root fertilizer plan in Nigeria. The year gone by has been a good one for infrastructure segment as well, fresh business secured in this segment has been 300% times more than that of last year. Several assignments have been bagged in sunrise sectors in the are related to Coal gasification, Green H<sub>2</sub>/ Chemicals, Biofuels, CCUS and decarbonization. In the core refining & Petchem sector, several Feasibility studies have been carried out, majority of which would culminate into big ticket investments over next few years. Several assignments in niche chemical segment have also been bagged.

### HSE Management System

Your company sustained its OHSAS 18001 (Occupational Health and Safety Assessment Series) and ISO 14001 (Environmental Management system) certifications by successfully passing through the third party audits during this year. Apart from ensuring effectiveness of the HSE Management system, these certifications provide an edge in securing business, especially overseas.

An independent department (Corporate HSE) audits the HSE Management system of all divisions/departments including construction sites. The results of these audits are reported to the Management through Management Review Committee Meetings. Number of improvements pertaining to Health, Safety and Environment are addressed and discussed during management level meetings.

On the occupational health front, your company conducted various health talks under the umbrella of HALE (Health Assessment and Lifestyle enrichment). Also, numerous vaccination camps and health camps were conducted under this umbrella to address specific and generic health conditions. To enhance the fitness of the women employees, your company conducted specific interventions in the form of Zumba classes and Walkathons.

On the engineering front, HSE aspects that are to be addressed in the design engineering phases are built into the procedures/specifications of various engineering departments. Exhaustive HSE checklists are in place to ensure that these aspects are compiled positively during process design and engineering phases.

Being a renowned engineering consultant in the hydrocarbon sector, your company deploys proven risk assessment methodologies like HAZOP, RRA, QRA and SIL to ensure the process safety of the plants being designed.

On the office infrastructure front, your company is continuously making efforts to provide a Healthy, Safety and environment friendly work place to its employees.



On the construction front, the specification for HSE Management at construction sites, which specifies the HSE requirements to be complied by construction contractors, has been revised during this year in line with the current trends and to improve the HSE performance. Award to construction sites based on HSE performance, Issue of appreciation certificates to best performing construction contractors, are a couple of other examples of improvements implemented during this year. Your company celebrated National Safety Week across its offices and sites and the celebrations were used as a platform for improving safety awareness amongst the employees. During this year, your company's Construction safety management system was independently assessed by a third party agency and the suggestions have been taken up for improvement. To improve the safety performance, your company has initiated imparting Behaviour Based Safety (BBS) trainings to its employees at construction sites.

Apart from the rating system for construction sites, your company has introduced HSE award mechanism for Individuals. The objective of these reward mechanism is to foster and promote the culture of Safety.

To enhance your company's HSE competence, employees have attended various trainings in HSE domain, namely, ISO 45001 auditor certification, ISO 14001 auditor certification and other special trainings specific to construction safety.

A quarterly HSE Newsletter is being issued to all employees to communicate the happenings on the HSE front.

### **Quality Management System**

Quality is inbuilt into the processes, workplace, deliverables and services of your Company. Quality Management System of the Company is being reassessed through External Audits across the company for continual conformance to ISO 9001:2015, by third party certification agency. During the year, your Company was audited and reassessed during re-certification audit and declared conforming to International ISO 9001: 2015 standard. The current Certificate is valid up to 13.10.2024.

For operational excellence, Quality Circle/Six Sigma Projects are executed in various departments to promote the culture of decision making at working level. Our quality circle teams won accolades in prestigious domestic competitions. Initiative on Lean Management (LM) principle implementation in various processes of EIL to remove waste to improve process efficiency is taken up. Erstwhile System Committee is reconstituted to spearhead the Quality Movement in EIL and improve "operational excellence".

Important ingredients of our quality initiatives are effective & comprehensive Internal Quality Audit process, planned customer perception surveys, analysis of feedbacks from stakeholders and regular reviews & directions from the Management Review Committee (MRC). The MRC is chaired by the C&MD with all functional Directors being members. Regular monitoring is being done to analyze the data & feedback for recommending improvements in processes, deliverables and QMS to reduce costs, shorten cycle time,

address cross functional issues, improve visibility and credibility. QMS implementation and its effectiveness have been further increased by using in-house developed software. Quality Management System provides a competitive edge in securing and executing projects with focus on full customer satisfaction. A digital newsletter "Eminence" is being issued to all employees, to promote awareness and to improve the Quality Management culture.

### **Risk Management system**

The objective of the Corporate Risk Management function is to ensure sustainability of the organization by professionally managing the Enterprise Risks. Enterprise Risk Management (ERM) involves identification, assessment, analysis, mitigation and monitoring of the Risks. The ERM system of your Company performs the above mentioned Risk Management activities across the business functions of the organization. EIL's Risk Management framework is based on ISO 31000 (Risk Management Principles and Guidelines) and meets regulatory requirements namely SEBI LODR, Companies Act 2013 and Department of Public Enterprise (DPE) Guidelines. Risk Management process has also been integrated with the Quality and HSE Management System requirements as per ISO 9001:2015 & ISO 45001:2018 standards. The Risk Management framework of your Company is overseen by the Risk Management Committee of the Board. Key risks across various business processes namely Procurement, Construction, Project Management, Business Development, Cyber Security, ESG, Human Resources, Legal, Accounts & Recovery have been identified.

Changes in the Key Risks have been approved by the Risk Management Committee of the Board. Mitigation plans are in place for these risks and deployed across the organization. An independent group (Corporate Risk Assurance) audits the compliance verification of these mitigation action plans regularly and the results are presented to the Risk Management Committee of the Board. Your Company uses its in-house developed software package 'Enterprise Risk Management System (ERMS)' to conduct these audits across multiple locations and departments. Being a Project Management organization, Project Risk Management framework has been put in place so that project specific risks are identified, assessed and mitigated. Regular Risk Management meetings are conducted and reports are issued to the stakeholders.

The status of Enterprise Risk Management (ERM) & Project Risk Management (PRM) System is presented to the Risk Management Committee of the Board regularly. A digital newsletter 'Risk Screen' is being issued to all employees, to promote awareness and to sustain & improve the Risk Management culture. The newsletter covers case studies, survey reports and best practices on Risk Management apart from apprising the employees on the Risk Management updates within the company. Employees across all levels are being continuously trained on Risk Management to improve awareness levels and increase their contribution and improvement towards the Risk Management function. EIL is continuously improving its risk management capabilities in order to protect and enhance the interests of its stakeholders.

## Vigilance

The objective of the vigilance function is to ensure highest level of integrity & transparency in the Company. EIL has a separate Vigilance Department, which is headed by the Chief Vigilance Officer. The department acts as a link between EIL and Chief Vigilance Commissioner and also advises the Company on all matters pertaining to fair and transparent operations of business. The Vigilance Department takes preventive, punitive and participative measures, with emphasis on the preventive and participative aspects, and also helps in establishing effective internal systems and procedures for minimizing errors. The Vigilance Mechanism is based on the CVC Vigilance Manual/Policy Circulars, as well as guidelines given by the Department of Personnel and Training (DoPT) and the Ministry of Petroleum and Natural Gas. Timely Quarterly performance reports on Vigilance matters are provided to CVC and MoP&NG.

- Vigilance Department continuously endeavours to ensure fair and transparent dealings by leveraging technology and recommending systemic improvements in line with guidelines issued by the Central Vigilance Commission from time to time.
- Various routine vigilance activities such as in depth examination of complaints, detailed investigation, recommendation of penalties, systemic improvements were done during the year. These helped in strengthening of systems and procedures in the organization.
- Details of Complaints disposed off during the year:

Opening Balance as on 01.04.2022	Received during the year	Total	Disposed during the year	Closing balance as on 31.03.2023
03	61	64	51	13

- During the year, various effective systemic improvements have been suggested to ensure transparency, efficiency, automation of processes. Review of policies and procedures were carried out which can help in reduction in shortcomings and ensure all-round good governance.
- Vigilance clearances (~1400 nos.) for various purposes, including for Board level appointments were given during the year by Vigilance section. In order to enhance awareness amongst employees, Vigilance awareness programs/trainings were also arranged during the year where approximately 180 nos. employees participated. CTE Type Intensive examinations (6 nos) were also done during the year. Worker perception Index survey methodology was developed during the year. Procedure for monitoring and expediting for Purchase Order was further refined to have a better and transparent hold on the process of expediting delivery of goods.
- The Vigilance Awareness Week (VAW-2022) was celebrated with a series of programmes on the theme "Corruption free India for a developed Nation अष्टाचार मुक्त भारत-विकसित भारत". The observance of the Vigilance Awareness Week commenced by taking the Integrity Pledge by EIL Employees at the Corporate

Office and all its work centers. C&MD EIL inaugurated the VAW-2022 and she emphasized on EIL's mission to maximize creation of wealth, value and satisfaction for stakeholders with high standards of business ethics aligned with national policies. C&MD appreciated the efforts of all who have always strived hard to keep EIL's flag flying high and emphasized the need for climbing up the rank of Corruption Index and to work unitedly toward eradicating corruption out-rightly.

## Finance

The Company continued its strong cash generation driven by business performance. The efficient financial and cost management system continued to facilitate cash generation as well as creation of wealth. EIL optimized the returns on cash reserves by deploying cash surplus in safe and liquid instruments as per the approved investment policy of the Company.

## Internal Audit

The Company has an Internal Audit Department having competent professionals. During the year, major jobs and expense heads were reviewed by Internal Audit team with focus on checks and controls on systems, procedures, monitoring compliance and up-gradation of controls. Reports with observations are regularly submitted to Management and major findings are also presented to Audit Committee of the Board at regular intervals.

## Corporate MIS (CMIS)

Corporate MIS Department (CMIS) having multi-disciplinary professionals is endeavored to provide vital tools to the Management to improve Resource Engagements, Automation of Employee Centric Systems and Real – Time Management Information on Projects, Manpower and Future Workload aspects.

During the year, a web-based software system to capture, maintain and access key project details like schedule & actual dates, progress percentage and budgeted efforts was developed. Also a web based portal designed to capture Employee experience profile and competency information. These serve as repository of data in the form of reports, accessible anytime - anywhere across the organization, over the years.

## Human Resources & Industrial Relation

Human resources are vital for any Organisation to achieve sustainable performance in today's corporate world which in recent years has shifted from VUCA environment entailing volatility & complexity to BANI to match the reality of an increasingly chaotic world. The leadership needs to understand and plan for the new normal to stay ahead of the chaos. At EIL, employees are at its core and one of its most valuable assets driving its consistent success. The Company values its human resources and is committed to providing them with an enabling environment which motivates, facilitates their growth and rewards them for their contributions. EIL is committed to providing a workplace focused on its employees' overall development and well-being. HR Directorate strives to develop workforce which is motivated, committed and aligned with the organization's strategic





goals and objectives. To ensure an enabling work culture and an engaged work force, employee-centric policies and development initiatives have been adopted from time to time. The policies are regularly re-visited and updated to keep abreast with the changing work expectations and employee aspirations.

As on March 31 2023, EIL has 2656 employees, including 2362 professionally qualified employees. Approximately 2.71 % of our employees are located outside India, functioning in international work environments.

### **Talent Acquisition**

In order to address both short term and long-term requirements, EIL's Talent acquisition strategy aims at identifying and developing a well-qualified and effective talent pool. To meet our dynamic business needs and ensure an optimum manpower mix, diverse recruitment models are adopted with intake of fresh talent, domain specialists as well as short term hiring through empanelled agencies, fixed term hiring and on boarding consultants/advisors. Planned job rotation has been implemented for optimum utilization of available human resources.

### **Performance Management System**

To enable a performance-based culture, EIL has in place a robust and transparent online process of Performance Management System that gives weightage to both performance & potential and ensures holistic assessment. In order to align Performance Management practices with changing business needs and career aspirations of employees, the Promotion Policy has been reviewed during the year. The outcome of Performance Management System is used for career progression, performance related pay, training & development and succession planning.

### **Medical & Welfare**

The focus areas of Medical & Welfare function have been to align welfare measures towards supporting EIL family in the difficult times of the pandemic as well as enhancement in quality of work life for employees. Employee welfare initiatives included Health Talks on emerging health issues, health & vaccination camps, involving multidisciplinary task force to support employees during COVID and easy accessibility of medical services by expanding empanelment of hospitals and laboratories to cater to well-being of employees/ their family members.

To ensure the safety of employees, COVID vaccination camps (including precautionary dose) were organized at EIB and EIL Office Complex, Gurugram for the benefit of employees/ dependents / family members and support staff for a safe and secure working environment for all. A number of online health talks were organized under Health Awareness and Life Enrichment Program to help employees deal with health and other issues. Network of hospitals and laboratories were also strengthened.

As a system improvement and a step towards achieving goals of Net Zero 2035, online Aadhar Based e-Sign Medical Claim System has been implemented which caters settlement of employees Medical

Claims with ease. In order to enhance the standard of living of our employees, EIL as a model employer provides various advances as financial assistance to meet various household requirements of employees like House/Flat, Vehicle, Computer/Laptop, Furniture and marriage expenses etc. A considerable no. of employees got benefitted during FY 2022-23 as well from the facilities extended by the Company.

### **Aarogyam : Daily Online Yoga Session for Employees and Family**

EIL being a learning organization whose key asset are its people, it becomes of paramount importance that certain interventions for wellbeing of body and mind of employees are undertaken to add value to overall quality of human resources. With these objectives in mind, EIL has been organizing daily online Yoga Session "Aarogyam" in the morning for employees and their family members since June 2022 and is also available to all ex-Employees to join and benefit.

### **Establishment of Crèche facility**

EIL recognises the importance of providing best childcare to employee's children and nurture them for the progress of the nation. In an endeavour to support its employees in their role as parents, the Company has set up a state-of-the-art Crèche facility in the EIL Gurugram Complex, which was inaugurated on 03.03.2023. The crèche facility at EIL premises shall provide neat, clean, safe, hygienic & healthy environment to the children where adequate learning environment is provided for ensuring their age appropriate holistic development. The operation of the Crèche has been entrusted to 'The Banyan', a world-class pre-school and corporate day care entity.

### **Digitalization Initiatives**

As an endeavor to continuously align Company's processes with broader objective of sustainability and to achieve Net Zero target by 2035, Company is committed to go paperless to the extent possible and enhance digitization to make employee claims procedure more user and nature friendly. In view of the same, various employee claims have been digitized in the year 2022-23 namely Concession under circular 5/97 (home visit for single status employees), House Rent Allowance (HRA), HRA brokerage, Lodging allowance, Leave Fare Assistance (LFA), Child Education Rebate, Single day cash allowance claims, Local conveyance claims and Relocation claims. Further certain additional employee claim processes have been taken up for digitization in the second phase for the year 2023-24.

### **Sports**

EIL promotes a culture of sports by facilitating weekend practice sessions in various games and interdepartmental tournaments for ensuring health and wellbeing of employees.

EIL organizes in-house sports like Table Tennis, Carrom and Chess during lunch time and after office hours and weekend sessions of Badminton and Tennis. Annual Sports Day is organised at Head office, regional offices and project sites. Employees are also encouraged to participate in marathons, cyclothon, various trekking expeditions and sports tournaments at regional and national levels.

As a member of Petroleum Sports Promotion Board, EIL actively participates in its initiatives. EIL employees participated in various competitions organized by PSPB including Badminton, Carrom & Football, Lawn tennis, Cricket, Hockey, Kabbadi, Athletics, Veteran Cricket, Chess and Swimming during 2022-23.

### Training & Development

EIL is a knowledge-based Organisation with progressive plans to meet development needs of its employees, required to keep them abreast with the contemporary business needs. Keeping this philosophy in mind training and development plays a key role in the process of strategically investing time, energy, and resources into the development of company personnel for superior work performance. It is a considered view that improving and enhancing the competencies of its human capital be it domain, functional or behavioural is the only way to help align individual goals with organizational vision.

EIL's Training & Development Division focuses on creating multiple learning opportunities for its people and a well-laid out Annual Training Calendar caters to various planned, customised and need-based interventions. The Annual Training Calendar (ATC) 2022-23 was prepared incorporating inputs from all the stakeholders. While domain programs of ATC were organised with the faculty support of in-house resources, behavioural skill & leadership programs were organised with faculty sourced from Empanelled Agencies and Industry Experts.

Various training interventions taken by Training & Development Division for employees during the FY 2022-23 are as detailed below:

#### External Nominations

Employees participated in various external Training Programs including Paper Presentations and Certifications Courses, Conferences, Summits and Workshops at National and International forums. Training & Development Division processed nominations for 158 programme during the year, wherein, approx. 847 employees participated.

#### Domain Training Initiatives

Strengthening domain and technical expertise provides huge competitive advantage to EIL. Training & Development Division facilitated enhancement of these capabilities through structured domain-based training programs as part of the ATC. These training were conducted through online platform and by in-house faculty resources. Total 79 nos. of domain programmes were conducted during FY 2022-23.

#### Leadership Development Programs

**Aarohan:** The Leadership Journey of 31 participants of Batch XIV-A of Aarohan commenced in November 2022. The programme is uniquely designed to include Action Labs that provide Development Inputs on themes centred around 'Leading Self, Leading Teams & Leading Organizations'. In addition to this, participants are put in cross functional teams to work on assigned Action Learning Projects (ALPs) related to Organizational goals and Strategic Intent. The

participants have been provided Leadership Development inputs through classroom inputs as well as through an adventure learning module. In addition, to support their multi-functional learning and enable their progress on the Action Learning Projects, online course module through a reputed platform have also been provided.

#### Soft Skills/ Behavioral Programs

EIL leveraged the online platform and organized behavioral programs under the following Competency Clusters viz. Access (L12), Climb (L13-15), Build (L16-18) and Aadhar (L1-9).

Total 26 nos of Soft Skills/ Behavioral Programmes were held during FY 2022-23 on various competencies like Drive for Results, Emotional Intelligence, Fostering Teamwork, Managing Change, Mentoring & Coaching, Planning, Organizing & Foresightedness, Self-Empowerment, Customer Focus, Self-Motivation, Teamwork, and Communication.

#### Industry Training Programs

EIL continued its endeavors to strengthen its position as the Knowledge Partner to the Industry and identified training opportunities to engage with its external stakeholders. These courses were designed in collaboration with the client organization and subject matter experts and covered multiple technical topics. In-house faculty possessing exceptional technical knowledge and vast experience provided inputs in these interventions. A total of 25 nos. Industry technical trainings were conducted in FY 2022-23 which were attended by total 560 participants from across various public and private sector organizations. Some open Programmes organized on various topics included Corrosion and Integrity Management of Equipment & Pipelines, Safety Integrity Evaluation through SIL/LOPA Technique, Electrical Control Systems (ECS) and Substation Automation System (SAS), Sulphur Recovery Technologies, Polymerization Technology (PP, LLDPE/HDPE SWING, and HDPE), Innovative Indigenous State of art Delayed Coker Technology and Green Building Design Concepts & application.

#### Synergia : Outbound learning Intervention

In furtherance to the organization's endeavour for having an engaged workforce and creating synergy amongst employees, Training and Development Division organized Synergia, an out-bound learning intervention for its employees. In order to further strengthen the spirit of working cohesively in a team and bring in enhanced engagement, activity based programme on Team Building Programmes (Synergia) were also organized onsite for employees across Levels 12 to 20 with expert facilitators.

#### "The Great Place to Work" Assessment & Recognition cum Certification through "Great Place to Work" Institute

With an aim to position EIL as a "Great Place to Work" the most definitive Employer of Choice recognition that organizations aspire to achieve, demonstrating uniqueness in terms of supporting employees by robust processes and systems, characterised by a shared commitment to both individual and Company success and a



culture of trust. To gather know how about the world class people practices that out-perform in business as well as attracting talent, by benchmarking with the Industry peers, during FY 2022-23, EIL underwent "The Great Place to Work" Assessment & Recognition cum Certification through "Great Place to Work" Institute which consisted of roll out of Organization wide Trust Index Survey and Culture Audit by the external party.

### Skill Development Initiatives

In order to give fillip to Government of India "SKILL INDIA MISSION", Training of Apprentices was undertaken as per the Apprentices Act 1961. Learning interventions were organized in both online and offline mode with the aim to make the apprentices more employable. During the FY 2022-23, 88 nos apprentices in various trades joined and 55 nos of apprentices successfully completed apprenticeship training in EIL.

During the FY 2022-23, 148 nos Management Trainees (MTs) joined. The training program designed for MTs is aimed at providing the required skills and functional knowledge to MTs that will make them ready to take up their respective roles and contribute effectively to fulfill the goals of the organization. MTs of 2022 batch underwent first three months design training at Head Office on Company Familiarisation, Campus to Corporate (C2C)/Behavioural skills training, Comprehensive training in R&D function, Discipline wise classroom training, site training orientation besides on-the-job training. Also, interaction with Senior Management was held during the Company Orientation program. Further, to provide hands-on experience w.r.t execution of projects and construction activities at site, for the balance period of nine months of training, MTs have been allocated to various sites for undergoing on-site training.

### Mentorship Development & Other Initiatives

With an objective to foster professional relationships and provide a forum for offering constructive advice to support the career development of new joinees, Mentorship Development Programme is in place wherein trained mentors are assigned to the new comers (mentees) in the ratio of 1:3 (Mentor: Mentee). A total of 100 MTs who joined EIL in 2022-23 have been assigned mentors and also during FY 2022-23, mentors were allocated to regular employees those joined since 2021. Structured interactions were encouraged and quarterly monitoring of the meetings were undertaken to ensure alignment with the objective of the Programme.

### Mother to Mother (M2M)

In order to ease the re-entry of new mothers into the work space after the maternity leave, Mother to Mother (M2M)- New Mother Mentoring Programme initiative was undertaken to facilitate discussion around balancing responsibilities as new mothers with the expectations at work. One-on-one mentoring sessions focused on creating a balance between work and home priorities, refocusing on career and inculcating a problem solving approach amidst the challenges and the concerns pertaining to parenting were held for new mothers. 15 Mentors have been assigned to 31 Mentees wherein

the Mentors interact regularly and provide guidance, encouragement & support to the mentees. To understand the challenges being faced by new mothers (mentees) and mechanisms to navigate these challenges and ensure their psychological well-being, sessions were organized on the topic "Psychological Well Being" and "WEvolve"- Nurturing Psychological Well-Being" during the year.

### HR Initiatives

**Assessment Development Centre** for Senior Management employees was conducted for 198 EIL officers through empanelled agencies.

**HR Annual Report 2021-22** was compiled with an objective to showcase the achievements of various divisions of HR Directorate during the year 2021-22. The report is a compilation of various initiatives, interventions and accomplishments of the HR Team.

### Annual award 2021-2022:

With an aim to encourage, inspire and enthuse employees, annual awards were presented to employees under following different award categories on 15<sup>th</sup> August 2022:

- Best Employee in Staff Category : L1-5
- Best Employee in Staff Category : L6-9
- Executive of the year : L 12-15
- Individual Innovation: L12-15
- Individual Innovation: L16-18
- Team Innovation

Recommendation for these non-monetary awards are provided after intense evaluation on set parameters by constituted evaluation committee.

### Youphoria Initiatives

"YOUPHORIA"- The Youth Engagement Platform for Millennials, Engineers India Limited successfully organized a **Photography Competition-"Darpan"** for officers below the age of 35 years. The theme of the competition was "Corporate Photography – Life in EIL Campus". The best three entries of the competition were recognized and rewarded.

A two day Intra-Industry Technical Paper Writing Competition - 'URJAALEKH' was also organized on 30<sup>th</sup> - 31<sup>st</sup> May 2022 at Gyan Ganga (EIL Auditorium), Gurugram. The objective of the event was to provide a forum for engaging, enabling and empowering the youth across the Oil and Gas CPSEs by leveraging collective intellect and experiences. The event focused on sharing best practices of Oil & Gas Sector, emerging trends & Innovation in the form of paper presentation under six categories namely: HR, Finance, SCM, Quality & HSE, Marketing & Sales and Operations. The participating organizations were the mix of Maharatna and Navratana Oil and Gas CPSEs. The jury members had representation from Industry (ex C&MD/ex Director of PSUs) and Academia (Faculty of esteemed Management Institutes).

'SUVIGYA VYAKHYAAN SHRINKHALA' – Expert Lecture Series, is a monthly initiative undertaken to sustain and enhance the competitive edge of our human resources and keep abreast with Industry trends and practices in the current as well as avant-garde areas of Technology, Management and Leadership. Twelve Lecture sessions/ Expert talks were organized during the year.

#### Women Development

Women constitute approximately 11.7% of EIL's human resources, of which 93.5% are in the officer cadre. EIL has in place, a Women's Forum comprising of senior officials as Patron, Chairperson and Co-Chairperson to cater to the development needs of women employees. During the year, many focused interventions were made to empower, encourage and enable women to stay engaged and deliver their best to the Organisation. Various talks, training programmes and workshop were organized throughout the year to give focus to Women's Health & Well-being and Financial Planning. Abundant opportunities are made available to women employees for participation in National as well as International Conferences and Symposiums so that they benefit from the knowledge of Industry and Domain Best Practices.

#### Women's Day Celebration

International Women's Day was celebrated on 3rd March 2023 at EIL Gurugram honouring women's achievements and contributions. The theme of this year's International Women's Day "DigitALL: Innovation and technology for gender equality" resonates with EIL's christening of the year 2023 as the "Year of Innovation". The programme was adorned by two equally strong message oriented, around the year's theme, Nukkad Nataks/Street Plays namely Embrace Equity and "अंधेरे से रोशनी की ओर". To encourage Fitness as a Habit, Walk-A-thon and Step-A-thon "A team walking challenge" was organised with the important aspect of the challenge being 'move and make the steps count!' Digital Poster Making Competition & VLOG Making Competition were also organized to merge creativity with technology. An informative session on rules and laws of cyber security was organised.

#### Technical Paper Writing Competition

Training and Development Division provided a platform to employees for showcasing their technical/ domain prowess in two categories – Category-A (for Level 12-15) and Category-B (for Level 16-18). 32 employees submitted their technical papers highlighting their domain expertise, functional knowledge as well as innovative thinking. To encourage the employees to contribute in the capability enhancement initiatives, the best three papers were rewarded including two consolation prizes in each Category 'A' and 'B'.

#### e-Learning Module

Training and Development Division has initiated a new intervention of e-learning. This e-learning module gives flexibility to the learner where he/she can learn at any time, any place and at their own pace. These modules contain knowledge check and assessment in the form of MCQ, Match the Following and Drag & Drop type quizzes. Four out of Six modules have been developed and shared to new joiners.

#### Implementation of Government Directives on Scheduled Caste/ Scheduled Tribes

With a view to accelerate the pace of socio-economic development of the nation, EIL has always endeavored to safeguard the interests of SC/ST employees. The Company has appointed a Liaison Officer to work as a facilitator in ensuring that due attention is paid to the issues of SC/ ST employees. Management also encourages communication with the office bearers of the SC/ST Employees' Welfare Association by holding periodical meetings with the Association. Scholarships were awarded by EIL to 15 SC & ST (SC-10 and ST-5) undergraduate engineering students. The percentage of employees belonging to Scheduled Castes and Scheduled Tribes was 18.4 % and 5.2% respectively of the total employee strength of the Company (as on March 31, 2023).

#### Implementation of Government Directives on Other Backward Class

The Company has appointed a separate Liaison Officer for OBCs, to work as a facilitator in ensuring that due attention is paid to the issues of OBC employees. The percentage of employees belonging to Other Backward Class (OBC) was 18.7% of the total employee strength of the Company (as on March 31, 2023).

#### Implementation of Government Directives on Economically Weaker Section

The Company has implemented government directives pertaining to reservation of Economically Weaker Section (EWS).

#### Initiatives for the Benefit of Persons with Disabilities

EIL is implementing the provisions of "The Rights of Persons with Disabilities Act, 2016" by way of providing reservation for Persons with Disabilities. The Company has also formulated Equal Opportunity Policy and appointed a Grievance Redressal Officer for Persons with Disabilities (PwD) (Divyangjan). As on March 31, 2023, there are 47 PwD employees on the rolls of the Company. Special Transport Allowance is being granted to eligible Persons with Disabilities as per guidelines.

#### Corporate Social Responsibility

EIL's CSR Policy envisions to enrich the lives of people through social upliftment, promotion of inclusive growth and recharging the environment in a sustainable manner. EIL has set clear objectives towards assisting the transformation of the Country's social infrastructure in an environmentally sustainable manner and has aligned its CSR initiatives to the national priorities. As per The Companies Act, 2013, a budgetary allocation of 2% of the average net profit made during three immediately preceding financial years has been done in the financial year 2022-23 for CSR activities. Some of key initiatives that the Company has been engaged in are as follows:-

**Health Care & Nutrition:** Healthcare continues to be a major focus area for the Government due to the aftermath of the Pandemic amidst increasing needs for a robust health infrastructure.



To extend specialised healthcare services to poor & needy, EIL conducted 600 cataract operations & distribution of spectacles and medicines in the aspirational district of Haridwar, Uttarakhand; and provided medical equipment to Indira Gandhi Medical College & Research Institute, Puducherry. Health and eye check-up camps were conducted in four aspirational districts in Assam viz. Baksa, Barpeta, Udalgiri and Hailakandi. EIL is supporting running of a medical van in areas around Barmer district of Rajasthan to provide door-step healthcare services in rural areas. The company is also providing financial assistance for treatment of 5 under-privileged Cancer Patients in Rajiv Gandhi Cancer Institute & Research Centre, New Delhi and has contributed to the PM CARES Fund.

To address the issue of malnourishment amongst children and women, EIL is establishing 140 nos. of Model Anganwadi Centres by providing basic infrastructure at aspirational district Dhubri, Assam under its CSR initiatives.

**Drinking Water/ Sanitation:** Access to clean water, basic toilets and good hygiene practices is every human's right and the pandemic has put the spotlight on importance of sanitation and hygiene.

EIL, as part of this thrust area, is supporting the installation of four units of water coolers at common public places in Buland Shahar in Uttar Pradesh and five units of RO Water Vending Machines in aspirational district of Purnia, Bihar.

**Education:** Education is a basic human right that helps in social upliftment and ensures sustainable development. EIL, through its CSR initiative has endeavoured to reach to those who have been deprived of the benefits of education due to unavailability of resources like school infrastructure and sanitation facilities etc.

EIL supported construction of a state-of-the-art building for a Government school at Kabennur, Dharwad, Karnataka; Supported creation of additional school infrastructure in aspirational district Darrang, Assam; Karaikal Puducherry and Tilhar, Shahjahanpur, Uttar Pradesh. To make education accessible to all and mitigate the drop out of children especially girl children due to inadequate sanitation facilities, EIL undertook the maintenance of school toilets constructed by EIL at Assam, Odisha & Tamil Nadu as part of Swachh Vidyalaya Abhiyan.

**Vocational Training/ Skill Development:** Skill development is an important driver to address poverty reduction by improving employability, productivity and inclusive growth. In line with the Government's "Skill India" mission with a vision to create an empowered workforce, EIL provided Skill Development Training Program (SDTP) to 600 no. of candidates from backward classes on PAN India basis and contributed towards operational funding of Skill Development Institutes (SDI) at Raebareli, Guwahati & Ahmedabad.

#### **Contribution to Armed Forces Flag Day Fund**

EIL supported the welfare and rehabilitation of ex-servicemen, war widows and their dependents by contributing to the Armed Forces Flag Day Fund.

#### **Make In India – Aatmanirbhar Bharat**

Since inception in 1965, EIL has been continuously engaged in the process of creating an ecosystem conducive to the growth of Indian industry promoting import substitution and engaging Indian Industry. EIL is in the continuous process of stimulating and promoting local/ domestic manufacturing and production capacities besides providing support to priority sectors in becoming more competitive and export oriented.

Towards Make In India and Aatmanirbhar Bharat, EIL has taken several initiatives and implemented various policies to enhance indigenous manufacturing and develop import substitution. Some of these initiatives, policies and progress achieved are listed as below:

#### **India Energy Week**

During the flagship event of MoP&NG titled India Energy Week held during February 6-8, 2023 at Bengaluru, EIL showcases a Make In India (MII) Pavilion with participation of 24 EIL enlisted suppliers with different portfolios viz Static Equipment, Rotating Equipment, Piping, Electrical & Instrumentation, etc. operating in the MII ecosystem.

#### **Lakshya Bharat Portal**

Under the guidance of MoPNG, EIL has developed a reliable, scalable information system (Named as "Lakshya Bharat Portal"). This web-based portal is intended to provide opportunities for new entrepreneurs as well as existing manufacturers to invest/expand their manufacturing base in India under the Make In India policy, with an endeavor to make India an Aatmanirbhar Bharat.

Subsequently, in order to facilitate real time data update by various OPSUs, EIL has developed APIs (Application Programming Interface) and successfully integrated same with EIL database. This portal is being used by Oil & Gas companies to highlight all Capital goods & MRO (Maintenance Repair & Overhaul) items procured by OPSUs.

#### **Regular Vendor Meets**

EIL has been organizing manufacturers' meets from time to time with an intention to meet the entire vendor community to understand their issues and pain areas. In addition, focused meets have been held on specific items providing the intending entrepreneurs and existing manufacturers with the detailed perspective of the product under consideration. In FY 2022-23, EIL had organized 14 Vendor Meets.

#### **EIL's Make In India Policy**

Under GOI's Make In India campaign, EIL had issued a Make In India Policy in 2016 & revised the same in 2017, with the objective that foreign companies would get encouragement to set up their subsidiary in India or enhance the already existing portfolio. This policy encourages Indian subsidiary of a foreign company (holding 51% or above shares) in case of selective capital goods and technologies where India has limited number of manufacturers and there was tremendous scope for technology up-gradation.

As per this policy, Indian subsidiary can be enlisted/ qualified in the tenders subject to certain conditions, using the experience & support of either foreign principal or another subsidiary of the foreign principal, carrying the required experience. In FY 2022-23, for 7 product categories, 5 manufacturers have been enlisted / upgraded by EIL.

#### Enlistment through Prototype route

EIL has also issued a policy wherein for sectors where only one or two players exist, even manufacturers without PTR are being allowed to develop prototypes with handholding by EIL.

They were considered qualified based on the successful development & testing of a prototype, meeting the stipulated technical specifications as well as capability and capacity of the plant being upgraded to meet the requisite standards. In FY 2022-23, product profile of one manufacturer is enhanced by EIL.

#### Other Efforts

EIL has developed indigenous Desalter and Double Wall Column (DWC) Trays technology in association with BPCL and making efforts to indigenize manufacturing of these items.

For packages having insufficient Indian vendors, NIT route is being adopted where Indian bidders can participate by tying up with technology collaborator for the technology part only.

#### Start Up India

Under the Government of India "Start-up India" Campaign, EIL has implemented the policy wherein start-ups (with no PTR for item under consideration) are encouraged and supported to manufacture the item and get enlisted with EIL based on successful manufacturing of the item.

#### Online 24x7 empanelment process

To facilitate the empanelment process for various goods and services, enlistment portal in EIL is made live on 24x7 basis for all suppliers and contractors seeking empanelment in EIL Master Supplier / Contractor list.

#### Handholding through a chain of Regional Procurement Offices

EIL has 09 (Nine) Procurement offices located throughout India which are closely interacting with the Indian Manufacturers in respective regions and providing all necessary procedural and technical support & guidance to improve quality and range of manufacturing.

#### Addition of new Suppliers in FY 2022-23 for items with limited suppliers in EIL MSL

- For 13 items categories, EIL has added first Indian Supplier in EIL Master Supplier List.
- For 17 items categories, EIL has added second Indian Supplier in EIL Master Supplier List.
- For 14 items categories, EIL has added third Indian Supplier in EIL Master Supplier List.

#### Official Language

##### Implementation of Official Language Policy & New Initiatives:

- Quarterly meetings were held regularly where in the progress of progressive use of Hindi was reviewed. The meetings of different OLICs of Regional/ Field/Procurement Offices were also organized as per schedule and the targets of four meetings as per schedule was achieved in the financial year in all offices.
- Provisions of the Section 3(3) of the Official Language Act and the Official Language Rules have been complied with.
- The Committee of Parliament on Official Language inspected EIL's Regional Office Vadodara and were satisfied with the implementation of Official Language Policy in the office.
- For collecting and consolidation of Hindi quarterly report, an online software and app is launched with help of ITS. Hindi Coordinators claims have also become paperless.
- The initiatives taken in the field of IT include activating Unicode facilities in all computers, Providing Indic IME, booklet for Standard Noting, PDF of Email Signature in Hindi and google voice typing and other software on the computers. Training of above softwares were given during Hindi Workshops. Necessary Hindi softwares, Glossary and other material are installed in the Company Portal for spontaneous use of employees.
- For better implementation of Official Language, inspections have been conducted in the offices and departments.
- Three Hindi regional conferences were organized for the EIL offices situated in each region A, B and C.

#### Hindi Teaching & Training

In pursuance of the Official Language Policy of the Government of India, newly joined employees, not conversant with Hindi language, are nominated in correspondence course of Ministry of Home Affairs. Complete target has been achieved in respect of stenographers and typists.

#### Hindi Workshops

Workshops in different Offices are organized virtually and in person.

#### Hindi Fortnight Celebration

The Hindi Fortnight was celebrated during 14- 29 September 2022 in the Company. Various competitions were organized to encourage the progressive use of Hindi wherein winners were awarded. On this occasion, HODs/Head of office and their Hindi Coordinators who have done maximum work in Hindi during the year were awarded.

#### Official Language Award

Petroleum Rajbhasha Shield (Consolation award) was awarded to EIL by the Ministry of Petroleum and Natural Gas for the excellent Hindi work done.

Regional Office Vadodara is awarded with Rajbhasha Shield by Town Official Language Implementation Committee, Vadodara.



In house magazine "PAHAL" of Branch Office Mumbai is awarded by Town Official Language Implementation Committee, Navi Mumbai.

#### Awards and Accolades

During the year, number of prestigious awards were conferred on your Company which are the testimony of its contribution towards development of hydrocarbon and other sectors in the country:

- SKOCH Order-of-Merit for R&D Project 'Development of Technology for Conversion of Furfural to Furfuryl Alcohol.'
- "Special Commendation Award" in the Services Category in 31st National Award for Innovative Training Practices for the year 2020-21.
- FICCI Chemicals & Petrochemicals Awards – 2022 in the category Manufacturing Process Innovator of the Year for "Process for the production of aqueous ammonia from refinery sour gases".
- CIDC Vishwakarma Awards 2022 for Achievement Award for Best Construction Project for "MAF Project, Assam Petrochemicals Limited, Namrup, Dibrugarh, Assam".
- CIDC Vishwakarma Awards 2022 for Achievement Award for Construction Health, Safety & Environment for "Residual Utilities & Offsites of the Project (OBE) for Rajasthan Refinery Project of HRRL".
- Governance Now 9<sup>th</sup> PSU Awards for CMD Leadership Award- Ms. Vartika Shukla, C&MD
- Governance Now 9<sup>th</sup> PSU Awards for HR Leadership Award- Sh. A.K. Kalra, Dir. (HR)
- Governance Now 9<sup>th</sup> PSU Awards for Reskilling of employees
- Governance Now 9<sup>th</sup> PSU Awards for Communication Outreach
- ET Ascent Awards for 21<sup>st</sup> Global Edition & 6<sup>th</sup> India Edition- The Original Business Leader of the Year- Ms. Vartika Shukla, C&MD
- ET Ascent Awards for Business Leader of the Year- CFO Leader of the Year- Sh. Sanjay Jindal, Director (Finance)
- ET Ascent Awards for 16<sup>th</sup> Edition of Stars of the Industry-ET Ascent Awards-Best Overall Excellence in CSR
- IEI Industry Excellence Award 2022 in Engineering and Service Consultancy sector instituted by The Institution of Engineers (India).
- Golden Peacock Award 2022 for Corporate Social Responsibility.
- "Best Performing Uniquely Placed Organization" in the National Workshop for Electronic Procurement organised by the Department of Expenditure (PPD), Ministry of Electronics & IT (Meity) and NIC.
- NSCI Safety Award-2022 (Prashansa Patra) by National Safety Council of India under Construction Sector (Group B) for LNG Terminal Project at Chhara, Gujarat, for praiseworthy work and demonstrating outstanding performance in OSH.

- Rajbhasha Award for FY 2021-22 by TOLIC.
- First Prize in Swachhta Pakhwada Awards (category: I&EBR target <1000 cr.) by MoP&NG for exemplary initiatives undertaken during Swachhta Pakhwada 2022 towards making Swachhta a "Jan Andolan".
- IFTDO (International Federation of Training and Development Organizations) Global Award in the "Learning Into Action" category for its "Aarohan"-Leadership Development Programme at the 49th IFTDO 2022 World Conference.
- CHT Innovation Award 2021-22 by MOPNG under the category "Best Indigenously Developed Technology" for "indJet® Technology" jointly received by IOCL and EIL.

#### Subsidiary, Joint Ventures and Associate Companies

As on March 31, 2023, your Company has one wholly owned subsidiary, two Joint Ventures including a JV under liquidation and one Associate company.

#### Subsidiary Company

Certification Engineers International Limited (CEIL), a wholly owned subsidiary of EIL, continued to provide Certification as well as Third Party Inspection (TPI) services to various clients. During the year, CEIL secured a number of assignments from ONGC, L&T, GSPL, GIGL, VMSS, KRCL, RINL, NLC and various State Governments, notable among them being:

- Third Party Certification Agency for Pipeline Replacement Project (PRP-VII) - RTR Project
- PCPRT-1 Painting inspection works
- Third Party Inspection Services for Insulation Replacement Works at PLQP and Inspection of CP Survey of 20" and 10" Offshore Pipeline of ONGC's HPHT Asset - Kakinada
- Third Party Certification Agency for Recertification of Life Boats, Davits and associated works for Western Offshore for HSE Section – MH Asset.
- Third Party Inspection of Rail Over Bridges for Gawar Construction Co. Limited, HG Infra Limited, Tata Projects Limited (WDFCC), GR Infra, JSP Projects, Ashoka Buildcon, PNC, DRAIPL, THDC India Limited.
- Inspection of Rail Over Bridges in Maharashtra for Maharashtra Rail Infrastructure Development Corporation
- Inspection of Steel Web Girder bridges for Rishikesh Project for Rail Vikas Nigam Limited
- Third Party Inspection Services for Steel Reinforced Conveyor belts (change order) for Neyveli Lignite Corporation
- Construction supervision & Inspection for MSO Compressor package at GSPC LNG Terminal Mundra
- TPI Services for Chhara LNG Connectivity for GSPL Project
- Owner's engineering and vendor inspection services for R-LNG Tank storage and re-gasification for Kandla SEZ for GSPL

- TPI services for quality assurance of materials and services required for LNG/LCNG , Steel laying & cathodic protection projects across GGL
- Project management consultancy services for Makdawn-Nagda-Ratlam Project for GGL
- TPI Services for IOCL CGD Connectivity for GITL and Civil Works for ROBs for MMRDA
- Inspection agency for fabrication of ROBs for MRIDC and Launching ROBs for MRIDC
- Inspection of Girders of Track Bridges at Yamatmal for Central Railways Wardha
- T4S & IMS Audit GAIL NGPL Pipeline for GAIL (INDIA) Limited
- External Safety Audit of GAIL Pipeline & Process plant for GAIL (INDIA) Limited
- T4S, ERDMP & IMS Audit AGP CGD Networks for AG&P, T4S & IMS Audit IGL CGD Networks for IGL, T4S, ERDMP & IMS Audit IOAPL CGD Networks for IOAPL and ERDMP/IMS/T4S audits, External Safety Audit for Process plant, Pipelines, CGD networks from various clients like GAIL (India) Limited, AG&P, Indraprastha Gas Limited, IOCL, Indian Oil Adani Gas Pvt. Limited etc.
- Technical Due Diligence for Petrochemical Project at Mangalore for HMEL
- Fit for Purpose, HSE & PNGRB Audit, Design review (Misc. Job) for GSPL, IOCL, Torrent Power, PCL, Wadhwa Construction, Sonal Engineering.
- Infrastructure works for Vadodara Municipal Corporation, Surat Municipal Corporation & Rajkot Municipal Corporation.
- Quality Control Services for various infrastructure works of Municipal Corporation of Delhi, Irrigation & Flood Control Dept.
- Third Party Quality Surveillance for infrastructure projects from Delhi State Industrial and Infrastructure Development Corporation Limited.
- Structural Audit of Delhi Housing Project
- Third Party Quality Audit of Bharat Vandana Park, Delhi
- Jal Jeevan Mission projects in Kerala and Tamil Nadu
- TPI services for Quality Surveillance of construction of Retail outlets of IOCL at Karnataka

Apart from these, CEIL continued Certification and Third Party Inspection assignments with ONGC for Onshore terminal & GS23 projects in Kakinada, Heera Offshore Field, Sagar Samrat Conversion Project in Abu Dabhi & Mumbai, TPI services for Tata projects & Paramount at HRRL, Quality assurance services for KRCL. Other assignments with Surat Municipal Corporation, Cantonment Boards, Ministry of Commerce, Ministry of Health and Social welfare, South Delhi Municipal Corporation, DFCC, NHAI continued. IMS / T4S audits carried out for GAIL (India) Natural Gas Pipeline networks for KKBMP

Phase I & II, HVJ pipeline network, Dabhol – Bangalore pipeline, KG Basin pipeline networks, Indian Oil – Adani Gas CGD networks, Adani Total Gas, Torrent Gas, Cross Country NG Pipeline for Duliajan – Numaligarh pipeline, ERDMP certification audits for GAIL Gandhar GPU, Pata Petrochemical complex, KG Basin pipeline network, Torrent gas pune and PESO audits for ISRO and HMEL Projects under SMPV rule 13(2) were some of the assignments carried out by CEIL in the statutory certification area.

#### Dividend

The Board of Directors of CEIL have recommended final dividend of ₹ 43/- per share (on face value of ₹ 100 per share) for the financial year 2022-23, in addition to ₹ 60/- per share interim dividend already paid during the year. With this, the total dividend for the financial year 2022-23 works out to ₹ 103/- per share amounting to ₹ 9.72 Crore.

#### Joint Ventures

Ramagundam Fertilizers and Chemicals Limited (RFCL) has been incorporated as a joint venture company of Engineers India Limited (EIL), National Fertilizer Limited (NFL) and Fertilizer Corporation of India (FCIL), for setting up Gas based Urea Manufacturing Plant at Ramagundam, Peddapalli district in the State of Telangana, with capacity of 2200 MTPD Ammonia Unit and 3850 MTPD Urea Unit.

Commercial Operation of the plant was declared on 22.03.2021 and plant achieved 100% Plant Load for Urea and Ammonia on 26.04.2022. The Plant was dedicated to the nation by Hon'ble Prime Minister of India on 12.11.2022.

#### Associate Company

EIL along with ONGC Videsh Singapore Pte. Ltd., GAIL (India) Ltd., IOCL Singapore Pte. Ltd. and Oil India International Pte. Ltd. having participating interest of 20% each had incorporated a Limited Liability Company namely LLC Bharat Energy Office in Russia to facilitate liaising with the Russia petroleum industry and to monitor the existing investments. During the financial year, the Company has contributed its 20% contribution amounting to ₹75.97 lakhs

Salient features of Financial Statement of Subsidiary / Joint Venture as required under Section 129 (3) of the Companies Act, 2013 is presented under note no.69 of Consolidated Financial Statement.

Further, pursuant to the provisions of Section 136 of the Act, the financial statements of the Company, consolidated financial statements along with relevant documents and separate audited financial statements in respect of subsidiary, is available on the Company's website on <https://www.engineersindia.com/Investor/Landing>

#### Corporate Governance

The Company is committed to good Corporate Governance as per the requirements of SEBI Listing Regulations and DPE Guidelines. The Board of Directors support the broad principles of Corporate Governance. In addition to the basic issues, EIL Board lays strong emphasis on transparency, professionalism and accountability. As





required under SEBI (Listing Obligations and Disclosure Requirements) Regulations, 2015 and DPE Guidelines on Corporate Governance, the Report on Corporate Governance, together with the Auditors' Certificate on compliance of conditions of Corporate Governance is annexed to this report.

#### Number of Meetings of the Board

The Board met 8 (eight) times during the financial year. The meeting details are provided in the Corporate Governance Report that forms part of this Annual Report. The intervening gap between any two meetings was within the period prescribed under Companies Act, 2013, SEBI (Listing Obligations and Disclosure Requirements) Regulations, 2015 and DPE Guidelines on Corporate Governance.

#### Composition of Audit Committee

The recommendations made by the Audit Committee during the year were accepted by the Board. The other details of the Audit Committee, like its composition, terms of reference, meetings held, etc., are provided in the Corporate Governance Report.

#### Declaration by Independent Director

Independent Directors of the Company have submitted the declaration confirming that they meet the criteria of independence as prescribed under Section 149(6) of the Companies Act, 2013, Regulation 16(1)(b) of SEBI (Listing Obligations and Disclosure Requirements) Regulations, 2015 and they are not aware of any circumstance or situation, which exist or may be reasonably anticipated, that could impair or impact their ability to discharge their duties with an objective of independent judgment and without any external influence.

The Board is of the opinion that the Independent Directors of the Company possess requisite qualifications, experience and expertise and they hold highest standards of integrity. Further, Independent Directors of the Company have complied and affirmed to abide by Rule 6 (Creation and Maintenance of Data Bank of Persons Offering to become Independent Directors) of the Companies (Appointment and Qualification of Directors) Rules, 2014, as amended from time to time, and have also declared their enrollment in the data bank of Independent Directors maintained by Indian Institute of Corporate Affairs ('IICA').

#### Directors and Key Managerial Personnel

The following changes occurred in the Board/Key Managerial Personnel of the Company:

1. Shri Rajiv Agarwal was appointed as Director (Technical) w.e.f. September 26, 2022.
2. Ms. Vartika Shukla, C&MD was holding the additional charge of Director (Technical) from September 01, 2021 to September 26, 2022.
3. Shri S.K. Handa ceased to be the Director (Projects) of the Company w.e.f. October 01, 2022 consequent upon his superannuation.

4. Shri Sunil Kumar ceased to be Director (Government Nominee) of the Company w.e.f. December 12, 2022 consequent upon completion of his tenure of 3 years.
5. Shri Rajeev Gupta was appointed as Director (Projects) w.e.f. December 28, 2022.
6. Shri Ashok Kumar Kalra, Director (HR) was holding the additional charge of Director (Projects) from October 01, 2022 to December 28, 2022.
7. Shri Rohit Mathur, Joint Secretary was appointed as Director (Government Nominee) vice Shri Dheeraj Kumar Ojha w.e.f. May 16, 2023.

In line with the amended SEBI Listing Regulations, approval of members was obtained through postal ballot for appointment of Shri Rajiv Agarwal as Director (Technical). In pursuance to relevant provisions under the Companies Act, 2013 and SEBI Listing Regulations, Nomination and Remuneration Committee has recommended for approval of shareholders at the ensuing Annual General Meeting for appointment Shri Rajeev Gupta as Director (Projects) and Shri Rohit Mathur as Director (Government Nominee).

In terms of the provisions of the Companies Act, 2013 and the Articles of Association of the Company, Shri Sanjay Jindal, Director (Finance) and Shri Atul Gupta, Director (Commercial) are liable to retire by rotation and being eligible are proposed to be re-appointed at the forthcoming 58<sup>th</sup> Annual General Meeting (AGM).

The Board places on record its deep sense of appreciation for the guidance and invaluable contribution made by the Directors, who have ceased during the year as Directors of the Company.

Details of the proposals for appointment/ re-appointment of Directors along with their brief profile are provided in the notice of the AGM.

#### Secretarial Auditors

M/s VAP & Associates, Company Secretaries, was appointed to conduct the Secretarial Audit of the Company for the financial year 2022-23, as required under Section 204 of the Companies Act, 2013 and Rules there under. The Secretarial Audit Report for the financial year 2022-23 is annexed to this Report.

All the comments of Secretarial Auditor were primarily related to Composition of Board of Directors and its performance evaluation etc. In this regard, it is clarified that EIL, being a Public Sector Undertaking (Government Company), composition of its Board of Directors is the prerogative of the President of India as provided under the Articles of Association of the Company. Since Government of India is appointing authority for Directors, the Company communicates to the Administrative Ministry (MoPNG) as and when a vacancy is created and requests to fill up the position. Further, the Ministry of Corporate Affairs (MCA) vide notifications dated 05.07.2017, inter-alia, had exempted government companies from the provisions relating to performance evaluation of directors, as the performance evaluation of Directors is carried out by the Administrative Ministry, Govt. of India.

### Vigilance Mechanism/Whistle Blower Policy

The Company has a Whistle Blower Policy and has established the necessary vigil mechanism for directors and employees in confirmation with Section 177(9) of the Act and Regulation 22 of SEBI Listing Regulations, to report concerns about unethical behavior. This Policy is available at the Company's website <https://www.engineersindia.com/Investor/Landing>

### Transfer of Amounts/ Securities to Investors Education and Protection Fund

A detailed disclosure on unpaid/unclaimed dividend and shares transferred to the IEPF in Compliance with the provisions of the Companies Act, 2013 has been given in the Corporate Governance Report which forms part of this Annual Report. The same is also available on the website of the Company at <https://www.engineersindia.com/Investor/Landing>

### Nomination and Remuneration Committee

EIL is a Public Sector Undertaking (Government Company) and the appointment of Directors, both Executive and Non-Executive are made by the Government of India and are being paid remuneration as per the terms of their appointment. The Company has a Nomination and Remuneration Committee and detailed disclosure in this regard has been given in the Corporate Governance Report which forms part of this Annual Report.

### Performance Evaluation of the Board

EIL is a Public Sector Undertaking (Government Company) and the appointment of Directors, both Executive and Non-Executive are made by the Government of India. Therefore, the Company has not laid down any criteria for performance evaluation of the Independent Directors and the Board. However, regular inputs on performance of Independent Directors are being provided to administrative Ministry as well as Department of Public Enterprises (DPE).

### Particulars of Contracts or Arrangements made with Related Parties (RPTs)

In line with the provisions of the Companies Act, 2013 and the SEBI Listing Agreement, the Company has formulated a policy on materiality of Related Party Transactions and also on dealing with Related Party Transactions and the same has been revised on 27.05.2022 in line with recent amendment in SEBI (LODR) Regulations, 2015. The Board of Directors have approved the revised Policy which is in compliance to the provisions under the Companies Act, 2013 and SEBI Listing Regulations as amended. The same has been posted on the website of the Company at <https://www.engineersindia.com/Investor/Landing> The Company gives the disclosure regarding material transactions with related parties on quarterly basis along with the compliance report on Corporate Governance. As per requirements of Section 134 (3) of Companies Act, 2013 read with Rule 8 of Companies (Accounts) Rule, 2014, particulars of contracts or arrangements with related parties as referred in section 188 (1) of the Companies Act, 2013 (AOC-2) is annexed to this report. Further, suitable disclosure as required by the Indian Accounting Standard (Ind AS-24) "Related Party Disclosures" has been given in the Notes to the Financial Statements.

### Details of Loans/Investments/Guarantees

In compliance with the provisions of the Companies Act, 2013, the details of investments made and loans/guarantees provided as on 31.03.2023 are given in the respective Notes to the financial statements.

### Reporting of Frauds by Auditor

During the year under review, neither the statutory auditors nor the secretarial auditor has reported to the Audit Committee, under Section 143(12) of the Companies Act, 2013, any instances of fraud committed against the Company by its officers or employees, the details of which would need to be mentioned in the Directors' Report.

### Annual Return

Pursuant to Section 134(3)(a) read with Section 92(1) of the Act, Annual Return of the Company for FY 2022-23 is placed at <https://www.engineersindia.com/Investor/Landing>

### Cost Auditors

EIL does not fall under the cost audit rules and therefore, there is no requirement of cost audit for the Company in terms of amended Companies (Cost Records and Audit) Rules.

### Conservation of Energy, Research and Development, Technology Absorption, Foreign Exchange Earnings and Outgo

In accordance with the provision of the Companies Act, 2013 and rules framed thereunder, particulars relating to Energy Conservation Technology Absorption are given under Research & Development and Sustainable Development Sections of the Directors' Report.

Information regarding imports, foreign exchange earnings and expenditures etc. (excluding exchange difference on conversion of foreign currency) is as following:

(Figures in ₹ Lakhs)

Sl. No.	PARTICULARS	STANDALONE	
		For 2022-23	For 2021-22
a)	Expenditure (disbursement basis) in foreign Currency on account of:		
(i)	Knowhow and professional fees including sub-contracts (others)	1392.48	747.28
(ii)	Sub-contractor/Construction Material turnkey projects	189.40	285.24
(iii)	Others (foreign travel, living allowance, membership fees, agency commission, foreign office expenses, etc.)	6751.34	5396.81
b)			
(i)	Earnings (accrual basis) in foreign exchange on account of professional fees including ₹ 6.48 Lakhs (Previous year: ₹3.13 Lakhs) earned in local foreign currencies, which are not repatriable to India against which, an expenditure of ₹ 27.91 Lakhs (Previous year: ₹ 17.05 Lakhs) incurred in local foreign currencies.	23674.32	28539.00



### Significant and Material Orders

There are no significant and material orders passed by the regulators or courts or tribunals impacting the going concern status and Company's operations in future.

### Other Disclosures

No disclosure or reporting is required in respect of the following item as either these were not applicable or there were no transactions on these items during the financial year 2022-23:-

1. Details relating to deposits covered under Chapter V of the Act.
2. Issue of equity shares with differential rights as to dividend, voting or otherwise.
3. Issue of shares (including sweat equity shares) to employees of the Company under any scheme.
4. Neither the Managing Director nor the Whole-time Directors of the Company receive any remuneration or commission from any of its subsidiaries.

The names of companies which have become or ceased to be joint ventures or subsidiary companies during the year are NIL.

The Company has complied with the applicable Secretarial Standards (SS-1 & SS-2).

The Company has complied with the provisions and has in place Internal Complaints Committee under the Sexual Harassment of Women at Workplace (Prevention, Prohibition and Redressal) Act, 2013. Further, during the financial year 2022-23, no case was filed under the above Act.

There are no material changes and commitments affecting the financial position of the Company which have occurred between the end of the financial year and the date of this report.

### Code of Conduct

EIL has formulated a Code of Business Conduct and Ethics for Board of Directors and Senior Management Personnel. All Board Members and Senior Management Personnel have given their confirmation of compliance for the year under review. A declaration duly signed by C&MD is given under para 2(vi) of the Report on Corporate Governance annexed to this Report. The Code of Business Conduct and Ethics for Board of Directors and Senior Management Personnel are given on the website of the Company at <https://www.engineersindia.com/Investor/Landing>

### Right to Information

The Company has in place a well-defined mechanism to deal with the RTI applications received under the Right to Information Act, 2005. A dedicated RTI Cell is available at HO-New Delhi to deal with the matters pertaining to the Act and to comply with the requirements of the Act. Besides the RTI applications received physically, the Company receives and addresses the online RTI applications received through the RTI portal [www.rtionline.gov.in](http://www.rtionline.gov.in), which is a unified RTI portal of the Government of India.

Under the provisions mentioned in Section 4(1)(b) of the RTI Act, every public authority is required to display mandated information to citizens to secure access to the information under the control of public authority, in order to promote transparency and accountability in its functioning. EIL, being a responsible public sector undertaking, has displayed the information on its corporate website under 'RTI' section. The details of CPIO, APIO, First Appellate Authority as well as details pertaining to the RTI disposal report, have also been displayed on the website.

During the year, a total of 292 RTI applications were disposed off timely, by providing information in line with provisions mentioned in the Act. The Company also received First Appeals in response to the information provided by CPIO. 37 RTI Appeals were attended to and appropriately disposed off by First Appellate Authority during the aforesaid period.

### Directors' Responsibility Statement

Your Directors state that:

- a) in the preparation of the annual accounts for the year ended March 31, 2023, the applicable accounting standards read with requirements set out under Schedule III to the Companies Act, have been followed and there are no material departures from the same;
- b) the Directors have selected such accounting policies and applied them consistently and made judgments and estimates that are reasonable and prudent so as to give a true and fair view of the state of affairs of the Company as at March 31, 2023 and of the profit of the Company for the year ended on that date;
- c) the Directors have taken proper and sufficient care for the maintenance of adequate accounting records in accordance with the provisions of the Act for safeguarding the assets of the Company and for preventing and detecting fraud and other irregularities;
- d) the Directors have prepared the annual accounts on a 'going concern' basis;
- e) the Directors have laid down internal financial controls to be followed by the Company and that such internal financial controls are adequate and are operating effectively; and
- f) the Directors have devised proper systems to ensure compliance with the provisions of all applicable laws and that such systems are adequate and operating effectively.

### Statutory Auditors

N. K. Bhargava & Co, Chartered Accountants were appointed as Auditors of the Company for the financial year 2022-23 by the Office of Comptroller & Auditor General of India. The Statutory Auditor's Report on standalone and consolidated financial statements do not contain any qualifications, reservations, or adverse remarks or disclaimer.

**Comptroller and Auditor General of India's (C&AG)'s Audit**

The C&AG has conducted supplementary audit under Section 143(6) (b) of the Companies Act, 2013 and issued Nil comments. The Nil comments report is annexed in this Annual Report.

**C&AG Paras from other Audit**

As at 31<sup>st</sup> March, 2023, there is no pending C&AG Paras.

**Bankers**

Bankers of the Company include State Bank of India, Indian Overseas Bank, Bank of Baroda, Punjab National Bank, Union Bank of India (erstwhile corporation bank), HDFC Bank, ICICI Bank, Indian Bank, Bank of India, Canara Bank, Axis Bank, Standard Chartered Bank, EXIM bank, HSBC and IndusInd Bank.

**Particulars of Employees**

As per the provisions of Section 197 of the Companies Act, 2013 and rules made thereunder, Government Companies are exempted from inclusion of the statement of particulars of employees. The information has, therefore, not been included as part of the Directors' Report.

**Acknowledgement**

The Directors are grateful for all the help, guidance and support received from Ministry of Petroleum & Natural Gas and from other Ministries of the Government of India. Directors are also grateful to the Bankers, Statutory Auditors, Comptroller & Auditor General of India and the investors for their continued patronage and confidence in the Company.

The Directors thank all our esteemed clients for the faith and trust reposed in the Company. With continuous learning, skill upgradation, technology development, your Company continue to provide world class professionalism and services to our clients.

The Directors thank all associates, vendors and contractors within the country and abroad, for their continued support without which EIL could not have achieved the desired results. Your Directors are grateful to all the Foreign Missions in India and Indian Missions abroad in countries where EIL has business operations for their continued help and support.

The Directors wish to convey their appreciation to all employees for the valuable services and cooperation extended by them and are confident that they will continue to contribute their best towards achieving still better performance in future.

For and on behalf of the Board of Directors

Place: New Delhi  
Date : 11.08.2023

**Vartika Shukla**  
Chairman & Managing Director



## Management Discussion & Analysis

Your Company, is a **'Total Solutions'** engineering consultancy company providing design, engineering, procurement, construction and integrated project management services from **'Concept to Commissioning'** with highest quality and safety standards. Your company is also working towards realising government's Decarbonisation and Net Zero vision by playing a key role in projects evolving out of these themes. Accordingly, your company has updated its vision "To be a global leader offering Total energy Solutions for a sustainable future". To realize this vision, your Company is developing clear and executable strategies based on five pillars of growth of Entering into Strategic Alliances, Swift Diversification in sunrise sectors, Expand International Business, Focus on innovation through technologies and Achieving Operational Excellence.

Over more than 5 decades of our existence, your company has grown and evolved, overcoming numerous challenges and obstacles to become leading engineering & consulting organization in Hydrocarbon and other diversified areas.

We are pleased to present our performance highlights for FY 2022-23 and the business outlook for this year:

Some of our mega projects in the oil and gas sector are nearing completion. On domestic front, HMEL's Petrochemicals Complex, first of its kind in India with respect to feedstock options, was completed and commissioning has been accomplished for most of the process unit and U&O. Methanol plant (500 TPD) of Assam Petrochemicals Ltd (APL) at Namrup in Dibrugarh where EIL provided services as LEPCM consultant for this project reached under the final stages of completion in 2022-23. APL will supply methanol to other states as well as export to neighbouring countries. Vizag Refinery Project is currently at the advanced stage of commissioning having the state-of-the-art Crude Distillation Column designed and implemented by EIL with highest energy efficiency in terms of energy number across the world. Mechanical Completion of Kochi Refinery - Palakkad section of the Kochi-Salem LPG Pipeline project has been achieved. EIL is providing EPCM services for Kochi-Salem LPG Pipeline with 1.53 MMTPA capacity, for M/s Kochi Salem Pipeline Pvt. Ltd. (KSPPL), a joint venture company of IOCL & BPCL. This pipeline system will evacuate LPG from Kochi Refinery and transport imported LPG from IOCL Jetty at Puthuvyppeen to a number of LPG bottling plants of IOCL & BPCL enroute to Odayemproor/Palakkad/Coimbatore/Erode/Salem. Chhara LNG Terminal (HPLNG) have also achieved Mechanical Completion. EIL was entrusted with the PMC services for the LNG Terminal Project (HPLNG). One of the largest capacities Biorefinery project in India for Assam Biorefinery Private Limited (ABRPL), a JV of NRL, Fortum and Chempolis OY is already at the advanced stage of completion. There are several other projects being implemented by EIL that are on the verge of completion. These projects with combined worth of multibillion-dollars clearly demonstrate EIL's strong domestic presence in the oil & gas sector. The above is status of some of the major on-going projects, entire list of projects under

implementation has been discussed in subsequent section.

### 1. Business Overview

For the year 2022-23, the Company secured business worth ₹ 4705 Crores with segment-wise breakup as follows: -

Domestic : ₹ 4091 Crores

Overseas : ₹ 614 Crores

Of the above, LTSK/OBE assignments worth ₹ 502 Crores were secured in the Domestic Segment and your company also secured Orders worth ₹ 1250 Crores in the Consultancy segment. Change Order for ₹ 2944 Crores was also secured from HRRL.

The biggest boost to your company's international footprints was through securing of two major assignments; One for \$22 Million for providing consultancy services for Integrated Natural Gas Liquids (NGL) plant and 300 MW CCTG Power plant in Guyana and another major one for rendering EPCM services for a grass root world scale fertilizer complex in Nigeria. Apart from this, couple of major assignments won in ME region were the award of CED FWA T.1: Brown Field EWRs- PMRs for ZIRKU and SARB (Under Concept & FEED Framework Agreement Phase 2) and CED FWA T.3: EWRs- PMRs for US NASR and UZ (Under Concept & FEED Framework Agreement Phase 2)

#### Domestic

##### Hydrocarbon

In the Hydrocarbon sector, major assignments secured in the Refining sector include Providing consultancy services for proposed underground mined rock LPG cavern at Vadodara; Restoration of Gas Terminal Phase-1 of ONGC ; Energy Optimization Study at BPCL Mumbai Refinery, BDEP and EPCM Services for Revamp of 2 Stage Desalter including Assistance for Site Works - Phase 1 for BPCL Kochi Refinery, Design, Detail Engineering, Procurement & PMC for Revamp of Existing IREP DHDH Charge Heater for efficiency improvement at BPCL Kochi Refinery, Energy Optimization study assignments for BPCL Bina Refinery and BORL Refinery, EPCM Services for Upgradation of Pump Stations/Terminals of Naharkatiya- Barauni Crude Oil P/L of OIL; EPCM services for MR II project at HPCL Mumbai Refinery; PMC and FEED Services for DCU Revamp; Consultancy Services for overall Project Management & EPCM Services for OHCU Revamp, CDWU and related Off-site facilities for Group-II LOBS Project at Manali Refinery of CPCL; Execution of BS-VI Auto Fuels Projects at CPCL, Manali Refinery on OBE Basis and various other assignments including several variation orders including a major change order for Execution of Residual Utilities and Offsites for RRP-RUO on OBE Mode- HRRL.

### Chemicals and Petrochemicals

In the Chemicals and Petrochemicals sector, major assignments secured include Licensor Selection, Cost Estimation and Preparation of Detailed Feasibility Report (DFR) for Poly Propylene (PP) Unit Project at BPCL Kochi Refinery, Technical Due Diligence for Petrochemical Complex for GAIL, Project Management Consultancy (PMC) for Pre-award activities for Lignite to Methanol Project at Neyveli from Neyveli Lignite Corporation, EPCM for MIBC, MIBK and U&O of Deepak Chem Tech. EIL also secured Detail engineering consultant services for new turbine generator set related system, new FBC boiler and interconnecting piping from DCTL. EIL has been awarded the Pre-Feasibility Study for Integrated Specialty Chemicals Complex by HMEL, Consultant for Estimation of Cracker unit including associated units and other derivative unit by Nayara, Consultancy Services for Obtaining Environmental Clearance for Installation of PPU at Rasayani & Interconnecting Pipelines from BPCL Mumbai Refinery to Rasayani, TEFR for Polycarbonate (PC) along with BisPhenol-A(BPA) and TEFR for Cracker along with other downstream products by GNFC, DFR for setting up Green Field Petrochemical Complex based on Imported Ethane by GAIL, Pre-Feasibility Report for Crude to Chemical Complex by Abhinand Ventures Private Limited (ESSAR's subsidiary), PMC services for De-aromatized Solvent (DAS) unit at BPCL, several variation orders, major one being Consultancy Services for Ethylene Cracker, its Downstream Units and Bina Refinery Expansion, CS for Techno-Commercial Feasibility Study of Propylene Based Acrylonitrile, Acrylates, PDH Project of IOCL.

### Pipelines, LNG Projects, Storage terminals and Strategic Storage

In this segment, your company secured assignments for Capacity Assessment of Natural Gas Pipelines in line with PNGRB (Determining Capacity of Petroleum, Petroleum Products and Natural Gas Pipeline) Regulations, 2010 for 4 nos. Pipeline Networks, DFR for Jafrabad to Dahej Pipeline of GAIL, PMC for Anjar Palanpur Pipeline of GSPL, Detailed Feasibility Study For New Multi-Product Pipeline Network from Siliguri to Barauni & Muzaffarpur with Branch Line to Durgapur and Bokaro (SBBPL), DFR for Installation of Bitumen Pipeline from Paradip Refinery to Paradip port North Oil Jetty, Capacity Assessment of GAIL Chhainsa-Jhajjar-Hisar Natural Gas Pipeline, Detailed Feasibility Study for Expansion of KLL's Dhabol LNG Terminal from 5MMTPA to 15MMTPA including Handling of Multi-liquids viz Ethane and Propane for GAIL, PMC Services for Third Jetty at Dahej LNG Terminal of Petronet LNG. Variation order for Preparation of DFR for Feasibility Study of the provisions for expansion to land based terminal to the proposed FSRU based LNG terminal at Gopalpur from Petronet LNG etc.

### Coal Gasification Projects

In the coal gasification segment, EIL bagged several consultancy assignments. Major ones being the PMC assignment for Pre-award activities for India's first Lignite to Methanol Project at

Neyveli, Consultancy Services for setting up of Surface Coal Gasification based Ammonium Nitrate Plant at Majri Area for WCL and Feasibility Study for Spare Syngas and Coal utilization for making Value-added products from JSPL. Further, your company is in active discussions with various other firms for Coal Gasification assignments.

### Metallurgy

In the Metallurgy segment, EIL secured order for Preparation of Detailed project report (DPR) for Capacity Enhancement of Daitari Iron Ore Mines in Keonjhar, Odisha upto 6 MTPA from Odisha Mining Corporation, Detailed Engineering and Technical Data for Natural Gas Network for Fuel Switch-Over from Furnace Oil to Combination of Furnace Oil & Natural Gas for the Indurating Furnace Burners in Pellet Plant of KIOCL Ltd., and additional Land Assessment for Proposed 24 MTPA Integrated Steel Plant and Ancillary & Downstream Facilities and Social Infrastructure Facilities of Arcelor Mittal Nippon Steel India Limited.

### Infrastructure

In Infrastructure segment, your company was successful in securing PMC Services for setting up of Rajiv Gandhi Knowledge Service & Innovation Hub at Kota & Jodhpur for RajCOMP Info Services Ltd. (RISL). EIL also successfully bagged the Principal Consultant Firm (PCF) assignment for setting up RBI's Greenfield Data Centre II, EMC Park, Khurda, Odisha & Enterprise Level Training Institute, PMC Services for Haryana Horticulture Marketing for HIHMC and PMC Services for setting up of Rajiv Gandhi Knowledge Service & Innovation Hub and Rajasthan Institute of Advanced Learning (RIAL) at Jaipur.

EIL also bagged the prestigious Technical Assessment and Transaction Advisory Services for Setting up large scale Bio-Methanation and Waste to Energy Projects in selected 25 cities, having million plus population from Ministry of Housing and Urban Affairs (MOHUA), Govt. of India. Further, your company has been assigned the Consultancy Services for Maintenance of Earthquake Warning System by DMRC as well as Consultancy Services for preparation of Detailed Project Report for Development of Greenfield International Airport at Chingen in Great Nicobar Island by AAI. EIL has also been awarded the Third Party Agency Services for Mukhya Mantri Digital Sewa Yojana by RISL.

### Sunrise Sector & Energy Transition (BioFuels/ Green H<sub>2</sub>/ Ammonia/ CCUS/ Waste to Fuel)

Several key assignments have been secured by the Company catering to Nation's decarbonisation & Net zero commitments. Your company bagged Owner's Engineer for Green H<sub>2</sub> and / EPCM services for BOP project at Vijaipur from GAIL, LEPC Selection, Feasibility Study and Basic Design of OSBL for green H<sub>2</sub> electrolyser & associated system at Bina from BPCL, Consultancy Services for Feasibility and Basic Engineering of India's first long distance H<sub>2</sub> pipeline (200 km) from a private



client, Consultancy services for preparation of DFR for setting up 4000 TPD Green Ammonia Plant from a major private Refiner, DPR and Technical Specification for 10 TPD CO<sub>2</sub> Ethanol Project for NTPC., Green Ammonia Plant for HMEL, to name a few assignments secured in these segments. Preparation of BDEP, DFR and Pre-Project Activities for Bio-ATF Plant at MRPL, Preparation of Detail Feasibility Report for Biomass to Ethanol via Gasification and Gas Fermentation route for SEDL, Technical Assessment & Transaction Advisory Services for Setting up large scale Bio-Methanation and Waste to Energy Projects in selected 25 cities, having million plus population by MOHUA-Gol.

### Overseas

Your company has leveraged its strong track record to successfully expand its operations internationally. The Company has earned recognition for jobs executed in several countries of Middle East, North Africa and South East Asia including Algeria, Bahrain, Iraq, Kuwait, Qatar, Saudi Arabia, UAE etc. Most of the major oil & gas companies in these regions like GASCO, ADCO, ZADCO, KNPC, BAPCO, BANAGAS etc. have utilized EIL's services for their prestigious projects. EIL's Delhi office and Abu Dhabi office are catering to clients in ME region. The Dangote Refinery and Petrochemical Project, Nigeria, comprising a 650,000 BPSD grassroot Petroleum Refinery and 830 KTPA Petrochemical Complex, is in full swing and your company is contemplating its focus on the African countries as a part of its geo-strategic outreach. Apart from this, the Company has also been leveraging its presence in Middle East, Africa and neighbouring countries.

Some of the major assignments secured by your company include Variation order from Dangote Refinery for their 650,000 BPSD Refinery and 830,000 TPA Polypropylene Plant at Lekki Free Trade Zone, Nigeria, Consulting Services for the Supervision of the Guyana Integrated NGL Plant and 300 MW CCGT Power Plant Project from Ministry of Natural Resources under stiff competition from International Bidders. This assignment marks EIL's entry into Latin America. Your company has also secured a grass root world scale fertilizer complex in Nigeria. Your company is also providing Consultancy Services for Concept Study for Grass Root Refinery cum Integrated Petrochemical Complex at Nigeria for Padah LNG,, various assignments for BAPCO, ADNOC OFFSHORE, PIC etc.

Your company also received several assignments for PMC Services on Call-off basis from ADNOC Offshore and Feasibility Review of critical equipment from BAPCO. Major one being CED FWA T.1 : Brown Field EWRs- PMRs for ZIRKU and SARB (Under Concept & FEED Framework Agreement Phase 2) and CED FWA T.3: EWRs- PMRs for US NASR and UZ (Under Concept & FEED Framework Agreement Phase 2).

EIL is consistently in pursuit of enhancing its geostrategic outreach in lines with the vision of Gol.

## 2. Business Environment & Future Outlook

### India

As per WEO, the global economy is showing signs of improvement despite the Russia's war of aggression against Ukraine which continues to overshadow the world economy. The recovery over the next two years is expected to be moderate however the outlook still remains fragile and downside risks predominate. Concerns about financial vulnerabilities have risen, including in financial institutions, housing markets and low-income countries. While headline inflation has started declining, it remains elevated and could persist longer.

The recent tightening in global financial conditions is also hampering the recovery. Inflation remains stubbornly high, and banking strains in the United States and Europe have injected greater uncertainty into an already complex economic landscape. As a result, many economies are likely to experience slower growth in incomes in 2023.

India's GDP growth is expected to remain robust in the financial year 2023-24 (7.2% as per MOSPI). However, International Monetary Fund predicts India's GDP at 5.9% for 2023-24 and 6.3% for 2024-25. It is also projected that growing at predicted rate of 6.5 to 7 percent India has the potential to become 5 Trillion Economy by 2025-26 and 7 Trillion Economy by 2030.

India's per capita energy consumption is lower than the world average, indicating significant growth potential in the Indian energy sector; such that Indian energy consumption is expected to grow to 12 per cent of global consumption by 2050. India's Energy Demand is expected to grow at about 3% per annum by 2040, compared to the global rate of 1%. Further, 25% of the global energy growth between 2020 and 2040 is envisaged to come from India due to the fast-growing economy and demographic dividend.

The government aims to double the net area being explored for oil and gas to 500,000 sq. km from 250,000 sq. km by 2025 with an anticipated investment to tune of 4.7 Lac Crores (\$58 Billion). With respect to midstream sector, investment of around INR 70,000 Cr is anticipated to expand the gas pipeline network across the country. So far, we have around 14,449 km of operational gas pipeline, partially commissioned pipeline of 6,680 Kms and additional 12,002 Km more is under construction. Oil Pipeline network is to be further augmented by another 12,000 Km in addition to the existing 32,908 Km. Your company has a major focus on offshore and onshore projects, and also pipeline projects, and active discussions are being pursued by the client.

India's gas demand is expected to almost double to reach 115 BCM by 2030 and 170 BCM by 2050. India is aiming for a gas-based economy by broadening energy access for masses as well as decarbonizing existing energy sources. To achieve the

gas economy vision of the government, robust investments are planned in LNG and Gas space wherein Regasification Facilities are being proposed at the Western and Eastern Coast of the Nation by both Private and Public players. LNG Regasification facilities are being developed by the Private and Public organizations. Additional capacity of 30 MMT is expected to be added in next 10 years to enhance the existing capacity of 42.7 MMT.

Today, India has about 252 Million Tonnes of refining capacity, around 190 MMTA of refining capacity shall be added over next 10-12 years, which would entail an investment of around INR 4.0 Lakh Crore.

Indian chemical sector continues to grow at a rate of 1.2-1.5 times the GDP. In petrochemical domain too, the government is determined to cut down the massive imports. The flagship programmes such as Make In India and the Aatmanirbhar Bharat Abhiyan provide governmental guidance to this sector and create a facilitative environment to attract further investments. Mega Petrochemical projects have been announced by the likes of RRPCL, BPCL, Nayara Energy, Adani, RIL, HREL etc. which would help India be self-sufficient. Total investment of around INR 6 Lakh crore is expected in next 15 years.

The revision of the Petroleum, Chemicals and Petrochemicals Investment Region (PCPIR) policy in September 2022 was a welcome move. The revised PCPIR policy is expected to significantly impact India's economy, attracting investment and creating jobs in the sector. Furthermore, there is a growing focus on safe, sustainable and eco-friendly petrochemical production, which is driving the development of new technologies and innovations in the industry. Bold steps like introduction of Chemical (Management and Safety) Rules (CMSR) and Extended Producer Responsibility (EPR) rules have been implemented to promote responsible chemical management practices. Additionally, the government is rationalizing the essential customs duties on raw materials used by domestic manufacturers. These initiatives aim to create a safer and more sustainable petrochemical industry, crucial for India's long-term economic growth and development. The Indian petrochemical industry can facilitate the transition to a circular economy and explore opportunities in green chemicals to play a pivotal role in this transformation. Overall, with the right policy support and investment, the petrochemical industry can contribute significantly to the goal of making India a \$5 trillion economy by 2024-25.

With impending energy transition, there is a need to diversify from refining and boost investments in petrochemicals and the government is now beginning to aggressively focus on creating downstream infrastructure/zones for domestic petrochemical capacity additions and incentivizing FDI in petrochemicals and for new technologies being brought into India.

India declared the Net Zero Pledge to achieve net zero emissions goal by 2070. India achieved its target of 40 per cent installed electric capacity from non-fossil fuels ahead of 2030. India's current total renewable energy capacity, excluding large hydro and nuclear plants, reached 125 GW as per the latest monthly report by the Central Electricity Authority (CEA). The likely installed capacity from non-fossil fuels is expected to be more than 500 GW by 2030 resulting in decline of average emission rate by around 29% by 2029-30 as compared to 2014-15.

Driven by India's need for Energy Security, Sustainability and Petrochemical Import substitution, Coal gasification is another significant area in which Gol has envisaged to gasify 100MT of Coal by 2030 which will entail investment of around ₹ 4.1 Lac Crore. Already several projects have been announced both by Public Sector and Private Sector.

Given India's committed INDCs to UNFCCC at CoP 21/26 and pledge to become Net Zero by 2070, the country is set to witness a plethora of projects in Bio-fuels (Ethanol, SAF & Biogas), Coal Gasification, Green Hydrogen/ Ammonia/ Methanol etc, and CCUS under decarbonisation theme.

The Union Budget 2023 has allocated INR 35,000 Crores for priority capital investments towards energy transition and net zero objectives, and energy security as well as INR 10,000 Crore for compressed bio-gas plants and 300 community and cluster-based biogas plants. In January 2023, the Union Cabinet, chaired by the Hon'ble Prime Minister Shri Narendra Modi, has approved National Green Hydrogen Mission (NGHM). The initial outlay for the Mission will be ₹ 19,744 crore, including an outlay of ₹ 17,490 crore for the SIGHT programme, ₹ 1,466 crore for pilot projects, ₹ 400 crore for R&D, and ₹ 388 crore towards other Mission components. The Mission will have wide ranging benefits- creation of export opportunities for Green Hydrogen and its derivatives; Decarbonisation of industrial, mobility and energy sectors; reduction in dependence on imported fossil fuels and feedstock; development of indigenous manufacturing capabilities; creation of employment opportunities; and development of cutting-edge technologies. India's Green Hydrogen production capacity is likely to reach at least 5 MMT per annum, with an associated renewable energy capacity addition of about 125 GW. The targets by 2030 are likely to bring in over ₹ 8 lakh crore investments and create over 6 lakh jobs. Nearly 50 MMT per annum of CO<sub>2</sub> emissions are expected to be averted by 2030.

The Mission will facilitate demand creation, production, utilization and export of Green Hydrogen. Under the Strategic Interventions for Green Hydrogen Transition Programme (SIGHT), two distinct financial incentive mechanisms – targeting domestic manufacturing of electrolysers and production of Green Hydrogen – will be provided under the Mission. The Mission will also support pilot projects in emerging end-



use sectors and production pathways. Regions capable of supporting large scale production and/or utilization of Hydrogen will be identified and developed as Green Hydrogen Hubs.

In October'21, Hon. Prime Minister launched the Pradhan Mantri Gati Shakti (PMGS) scheme. The primary objective of this initiative is to break inter-ministerial silos and integrate the planning of infrastructure projects. PMGS is the National Master Plan for Multi-modal Connectivity, essentially a digital platform to bring 16 Ministries including Railways and Roadways together for integrated planning and coordinated implementation of infrastructure connectivity projects. It will incorporate the infrastructure schemes of various Ministries and State Governments like Bharatmala, Sagarmala, inland waterways, dry/land ports, UDAN etc. Economic Zones like textile clusters, pharmaceutical clusters, defence corridors, electronic parks, industrial corridors, fishing clusters, agri zones will be covered to improve connectivity & make Indian businesses more competitive. It will also leverage technology extensively including spatial planning tools with ISRO (Indian Space Research Organisation) imagery developed by BISAG-N (Bhaskaracharya National Institute for Space Applications and Geoinformatics). The multi-modal connectivity will provide integrated and seamless connectivity for movement of people, goods and services from one mode of transport to another. In this Masterplan the national highway network will be expanded to increase the capacity of roadways and touch the 2 lakh-km mark. The plan envisions the creation of around 200 new airports, heliports, and water aerodromes to boost aviation.

India's population growth and economic development requires improved transport infrastructure, including through investments in roads, railways, and aviation, shipping and inland waterways. In order to meet India's aim of reaching a US\$ 5 trillion economy by 2025, infrastructure development is the need of the hour. The government has launched the National Infrastructure Pipeline (NIP) combined with other initiatives such as 'Make in India' and the production-linked incentives (PLI) scheme to augment the growth of infrastructure sector. Under Budget 2023-24, capital investment outlay for infrastructure is being increased by 33% to ₹ 10 lakh crore (US\$ 122 billion), which would be 3.3% of GDP and almost three times the outlay in 2019-20.

With the aim of strengthening domestic manufacturing in emerging areas the GoI announced PLI Scheme in Battery Storage and Manufacturing of Solar Cell Modules. A budgetary outlay of ₹ 18,100 crore has been allocated for 'National Programme on Advanced Chemistry Cell (ACC) Battery Storage' for achieving manufacturing capacity of Fifty (50) Giga Watt Hour (GWh) of ACC. Similarly, ₹ 19,500 crore have been allocated to incentivise manufacturing of domestic solar cell modules.

Another significant sector contributing to India's GDP is the Steel Sector wherein the GoI has aggressive target of reaching

US\$ 300 Mn by 2030, from current production of 124 MMT, which would entail an investment of around US \$156 Bn. Expansion projects have been announced by SAIL, JSW, AM&NS, JSPL, Tata Steel etc. Several sustainability projects in carbon capture, Green Hydrogen, linking of Natural Gas to Steel plants, Energy and Water optimisation etc are also envisaged under the decarbonisation theme.

The abovementioned announcements would provide enormous job opportunities in the organised as well as an organised sector and also creates a series of service industry and ancillary industries that push the regional growth creating new urban centres. The projects in the remote and far-flung locations act as epicentres for the regional and economic growth. Hence for the revival of economy it is quintessential that energy projects are set up not only as per envisaged plans but for accelerated growth. Moreover, India's pledge towards green economy will also ensure opportunities cropping up within definite timeline. This will help EIL's cause as it is dependent upon domestic clientele for business.

Your Company expects that the planned projects and investments related to LNG Terminals, Refining projects, Petrochemical Complexes, Coal gasification, Fertilizers, Bio-fuels, Green Ammonia and Green Hydrogen as well as Energy transition, Decarbonisation and Net Zero related assignments & Renewable Energy would provide good business opportunities in near future. Necessary reforms/ revamps within the Offshore/ on-shore installation, Refineries, petrochemicals, fertiliser, NFM and other installations could also probably be taken up in future.

#### Overseas

Global growth slowed to 3.2% in 2022, well below expectations at the start of the year, held back by the impact of the war in Ukraine, the cost-of-living crisis, and the slowdown in China. More positive signs have now started to appear, with business and consumer sentiment starting to improve and food & energy prices falling back. Nonetheless, a gradual improvement is projected through 2023-24 as the drag on incomes from high inflation recedes. However, Global growth is still projected to remain at below trend rates in 2023 and 2024, at 2.6% and 2.9% respectively, with policy tightening continuing to take effect.

The world oil demand growth estimate for 2023, is unchanged at 2.3 mb/d, however, there are minor downward adjustments reflecting the latest developments in the OECD region, primarily in OECD Americas and OECD Europe as per the Oil Market Report, IEA. The stronger-than-expected demand is seen in non-OECD in January and February which necessitated some upward revisions. Oil demand in the OECD is forecast to increase by 0.1 mb/d in 2023, while the non-OECD is forecast to grow by 2.2 mb/d.

The Outlook indicators support robust GDP growth in 1Q23 for India, the nation is likely having accelerated its growth compared with 4Q22 GDP growth. A plethora of downstream

refinery expansion, grassroot & expansion petrochemical projects being planned by NOCs in near future are foreseen. The Russia – Ukraine war has also placed energy security at the top of the agenda of many major oil importers, thereby accelerating their plans for a transition to green growth. Several LNG projects, both liquefaction and regasification are seeing FID closure in wake of same crisis.

An analysis of the year gone by will reveal that the oil and gas industry earned record profits in 2022, providing ample cash flow to fund their strategies, and while O&G companies recognize geopolitical and macroeconomic uncertainty in the year ahead, they've also been given a clear mandate to secure supply in the short term while transitioning to cleaner energy in the long term. Increases in natural gas investment are expected in 2023, including investments that reduce the greenhouse gas intensity of natural gas and its related infrastructure. In the United States, more natural gas is being produced with a view to reducing carbon and methane emissions and exporting incremental supplies, especially to Europe. Certified natural gas and carbon-neutral LNG are expected to continue increasing momentum in 2023.

With start up additional refining capacity of around 80 MMT and worries of recession, in coming year, one may witness a weakening demand. Thus, over next couple of years, projects undertaken by refiners would be a mix of expansion projects alongwith project focusing on Energy efficiency, Emission reduction, Operational excellence, co-processing of Bio feedstocks and production of renewable fuels are envisaged. Several LNG, petrochemical, Fertiliser projects are envisaged to come up in Africa and Middle East region. In addition to it, plethora of CCUS projects driven by both need for Blue H2 and decarbonization are being planned in EU, US and Middle East region where strong tax credit or clean energy funding is available for such projects.

Owing to geo-political situation arising out of Russia-Ukraine war, leading to abandoning of projects in Russia by US and EU engineering consultant and technology providers, several projects opportunities are now available for Indian and Chinese engineering firms and equipment suppliers.

The major emerging global themes during the last few years, besides the rise of Renewables & Digitization, have been De-Carbonisation & Hydrogen. Last couple of years have seen significant investments in projects related to these 2 themes. While more thrust in India is on green H2, the global scenario has been witnessing equal thrust on Blue H2 projects as well through planning for Carbon capture projects. Investments are expected in these emerging areas as well.

The IEA's Net Zero by 2050 scenario lays out a narrow but achievable pathway to net zero emissions in the energy sector by mid-century – a trajectory consistent with limiting global temperature rise to 1.5°C. Following this pathway represents

the world's best chance of avoiding the worst effects of climate change, and requires accelerating the shift to non-emitting sources of energy, such as wind and solar; increasing energy efficiency; electrifying transport, industry and buildings; expanding the use of clean hydrogen and other low-emission fuels; and investing in emissions abating technologies, including negative emission technologies. Despite the continued growth of emissions in 2022, countries have increased their ambitions on climate change. According to analysis by the International Energy Agency (IEA), if countries implement in full and on time their Nationally Determined Contributions (NDCs) and net zero pledges, as well as sectoral pledges such as the Global Methane Pledge and the Glasgow Leaders' Declaration on Forests and Land Use, the world would be on a pathway to limiting warming to around 1.7 °C by 2100.

The transformation of the global energy sector needs to be led above all by a huge scale-up of investment in clean energy technologies. The needed increase in clean energy investment is most stark in emerging market and developing economies outside China, where clean energy investment needs to increase almost seven-fold by 2030. Achieving this will require a combination of scaled-up international public support, international private capital and domestic investment, facilitated by stronger and more effective policies and Technology availability.

Analysing the above trend, your company is well geared up to leverage its technical prowess for rendering service in conceptualization and implementation of projects in these evolving themes.

### 3. Financial Performance

The key highlights of the financial performance of the Company for the year, as stated in the audited financial statement, along with the corresponding performance for the year are as under:

(Figures in ₹ Lakhs)

Sl. No.	Particulars	For 2022-23	For 2021-22
<b>A.</b>	<b>INCOME</b>		
i)	Consultancy & Engineering Contracts	141791	145750
ii)	Turnkey Contracts	186585	141290
iii)	Other Income	16912	13673
	<b>TOTAL INCOME</b>	<b>345288</b>	<b>300713</b>
<b>B.</b>	<b>EXPENDITURE</b>		
i)	Cost of rendering services	298762	253610
ii)	Depreciation & Amortization	2522	2319
	<b>Total</b>	<b>301284</b>	<b>255929</b>



(Figures in ₹ Lakhs)

Sl. No.	Particulars	For 2022-23	For 2021-22
C.	<b>PROFIT BEFORE TAX (A-B)</b>	<b>44004</b>	<b>44784</b>
D.	Provision for Current tax	9223	11668
E.	Provision for Deferred Tax	554	(957)
F.	Earlier Year Tax Adjustments, Short/(Excess)	12	(367)
G.	<b>PROFIT FOR THE YEAR (C-D-E-F)</b>	<b>34215</b>	<b>34440</b>
H.	<b>OTHER COMPREHENSIVE INCOME</b>	<b>708</b>	<b>2577</b>
I.	<b>TOTAL COMPREHENSIVE INCOME</b>	<b>34923</b>	<b>37017</b>

### 3.1 Segment wise Performance

In line with the Indian Accounting Standard (Ind AS-108) "Operating Segments", the Company has (segmented) strategized its business activity into two business segments i.e., Consultancy & Engineering Projects and Turnkey Projects, taking into account the organizational structure and internal reporting system as well as different risks and rewards of these segments. Segment results are given below:

(Figures in ₹ Lakhs)

Particulars	Year ended 31.03.2023	Year ended 31.03.2022
<b>Segment Revenue</b>		
Consultancy & Engineering Projects	141791	145750
Turnkey Projects	186585	141290
<b>Total</b>	<b>328376</b>	<b>287040</b>
<b>Segment Profit From Operations</b>		
Consultancy & Engineering Projects	38309	40849
Turnkey Projects	5211	3565
<b>Total(A)</b>	<b>43520</b>	<b>44414</b>
Interest	144	85
Other un-allocable expenditure*	16284	13218
<b>Total(B)</b>	<b>16428</b>	<b>13303</b>
<b>Other Income(C)</b>	<b>16912</b>	<b>13673</b>
<b>Profit Before Tax(A-B+C)</b>	<b>44004</b>	<b>44784</b>
<b>Income Tax Expense</b>	<b>9789</b>	<b>10344</b>
<b>Profit for the year</b>	<b>34215</b>	<b>34440</b>
<b>Capital Employed**</b>	<b>210566</b>	<b>192505</b>

\* Includes ₹ 3,144.20 lakhs (previous year: ₹ 2,248.62 lakhs) towards accrued provident fund liability/provision for impairment on account of Provident Fund Trust Investment.

\*\* Property Plant and Equipment and other assets used in the Company's business or segment liabilities contracted have not been identified to any of the reportable segments, as these assets and support services are used interchangeably between segments. Accordingly, no disclosure relating to total segment assets and liabilities has been made and capital employed has been presented.

### 3.2 Financial Performance in relation to Operational Performance

The Company has registered turnover of ₹3,28,376 Lakhs in FY 2022-23, as stated in the audited financial statement. The revenue from consultancy business is ₹1,41,791 Lakhs and from Turnkey Project is ₹1,86,585 Lakhs.

The Company has recommended a final dividend of ₹1/- per share (Face value ₹5/- per share) in addition to interim dividend of ₹2/- per share paid during the year.

### 3.3 Key Financial Ratios

The Company has identified the following ratios as key financial ratios:

	2022-23	2021-22
PBT / Turnover	13.40%	15.60%
PAT/ Turnover	10.42%	12.00%
PBT / Capital Employed	20.90%	23.26%
PAT / Net Worth	16.25%	17.89%
Turnover / Net Worth (number of times)	1.56	1.49
Sundry Debts / Turnover (Month's Turnover)	1.29	1.55

As there is no significant change (i.e., change of 25% or more as compared to the immediately previous financial year) as per SEBI (Listing Obligations and Disclosure Requirements) Regulations, 2015 in above key financial ratios. Hence, no explanation is annexed thereto.

### 4. Risk & Concerns

The Company has a Risk Management Policy with a robust Risk Management frame work, which facilitates assessment of new risk and review of presently identified risks. Based on the probability and impact of the risk, requisite controls and action plans have been designed and implemented. The objective of the corporate Risk Management function is to ensure sustainability of the organization by professionally managing the Enterprise Risks. Enterprise Risk Management involves Identification, assessment, analysis, mitigation and monitoring of the Risks. The Enterprise Risk Management framework at EIL is designed towards the above. The Enterprise Risk Management system of your Company performs the above-mentioned Risk Management activities across the business functions of the organization. Your Company's Risk Management process has

also been integrated with the Quality & HSE Management System requirements as per ISO 9001 & ISO 45001, so that the same is taken care effectively on day-to-day basis for all deliverables and activities. The Risk Management framework of your Company is overseen by the Risk Management Committee of the Board. EIL has identified Key Risks across various business processes namely Procurement, Construction, Engineering, Project Management, Marketing, Human Resources, Cyber Security, ESG, Legal, Accounts & Recovery. An independent group (Corporate Risk Assurance) audits the compliance verification of mitigation action plans regularly and the results are presented to the Risk Management Committee of the Board. Your Company uses its in-house developed software package Enterprise Risk Management System (ERMS) to conduct these audits across multiple locations and departments. Being a Project Management organization, Project Risk Management framework has been put in place so that project specific risks are identified, assessed and mitigated. Regular Risk Management meetings are conducted and reports are issued to the stakeholders. The status of Enterprise Risk Management (ERM) & Project Risk Management (PRM) Systems is presented to the Risk Management Committee of the Board regularly. A digital newsletter 'Risk Screen' is being issued to all employees, to promote awareness and to sustain & improve the Risk Management culture. Employees across all levels are being continuously trained on Risk Management to improve awareness levels and increase their contribution and involvement towards the Risk Management function. EIL is continuously improving its risk management capabilities in order to protect and enhance the interests of its stakeholders.

##### 5. Internal Control System

The Company has adequate systems of internal controls and documented procedures covering all financial and operating functions, in place. These have been designed to provide reasonable assurance with regard to maintenance of proper accounting controls, monitoring economy and efficiency of operations, protecting assets from unauthorized use or losses and ensuring reliability of financial and operational information. The Company has continued its efforts to align all its processes and controls with global best practices. Some significant features of the internal control systems are:

- Preparation and monitoring of Annual budgets for all operating and service functions.
- Well established reviews by Internal Audit teams and reports to Management / Audit Committee regularly on the adequacy and compliance of internal controls across the Organization.
- Clear delegation of power with authority limits for incurring Capital and Revenue expenditure.
- Corporate policies on Accounting and Capital Acquisition.
- Corporate Management Information System (CMIS) for Management Information System etc.

- MoPNG Pariyojana Dashboard is used by Ministry Monitoring Cell (MMC), EIL, for third party monitoring of projects on behalf of MoPNG.

##### 6. Memorandum of Understanding (MoU) with Govt. of India

MoU with MoPNG (Ministry of Petroleum & Natural Gas) for the financial year 2022-23 was signed on December 20, 2022. With a focus on profitability and sustainable growth, various financial and non-financial parameters like revenue from operations, return on net worth, asset turnover ratio, export/income from overseas and commissioning of solar power system etc. have been included in the MoU for the year 2022-23. Besides, certain Government's priorities/ programmes such as procurement from GeM, MSE sector have been also included for compliance.

During 2022-23, the Company was awarded "Fair" rating in MoU (Memorandum of Understanding) for the financial year 2021-22.

##### 7. Significant Initiatives

Conceptualization of several grassroots projects along with Owner's support in Petrochemical segment is underway through Feasibility assignments. Going forward, we do foresee, several of these Feasibility assignments to culminate into big ticket investments, and not only bring revenue for client and EIL, but also development for the nation.

Apart from maintaining its leadership position in Oil & Gas (including Refinery & Petrochemicals), Fertilizer and NFM sector, we are focusing on emerging opportunities in Coal to Chemicals, projects under decarbonization theme, viz. Energy efficiency & emission reduction projects, Green H2/ Ammonia/ Chemicals and CCUS projects. In last 1 year, several such consultancy assignments have been bagged. Leveraging its rich experience technical prowess, EIL envisions to be global leader offering Total Energy Solutions for Sustainable Future. EIL is devoted to play a crucial role for helping nation fulfil its Net Zero pledge and COP-21/26 commitments by offering its services to clients in setting up sustainability related projects.

As a part of strategic diversification initiative, your company has entered into a Memorandum of Understanding (MoU) with Munitions India Limited (MIL) for execution of Plant Modernization & Infrastructure Projects of MIL. MIL, India's biggest manufacturer and market leader, is engaged in Production, Testing Research & Development and Marketing of comprehensive range of ammunition & explosives for Army, Navy, Air force & Para-Military Forces. The MoU heralds EIL's foray into Defence sector, giving a fillip to the diversification into newer areas.

Pursuant to the long-standing relationship, Oil India Limited and EIL inked a Memorandum of Agreement (MoA) in Feb'23. It is envisaged that through the MoA, Oil India will engage EIL to carry out niche technological studies and feasibility reports for the Upstream, Midstream and the Downstream value chain



including HSE aspects pertaining to statutory and regulatory compliances.

EIL, ONGC Energy Centre Trust (OECT) and CSIR-IIP have signed an MoA for development and commercialization of technology for Recovery of Rare Gases from fossil fuel reserves.

Your company has been onboarded by Ministry of Housing & Urban Affairs (MoHUA) to provide transaction advisory services for municipal solid waste management projects. An MoA has been signed between MoHUA- Gol and EIL. EIL has been selected to provide these services as part of the 'Green Growth' agenda of the Government of India. EIL shall be providing its services to implement large-scale Waste to Electricity and Bio-Methanation/CBG projects in about 25 Indian cities to convert waste to valuable resources. This is a major breakthrough as EIL is positioning as being a one stop consultancy organization for waste management and plastic recycling.

The thrust on sustainable solid waste management has been strengthened under the ambit of Swachh Bharat Mission-Urban 2.0, with the overall vision of creating garbage-free cities. Focusing on this objective, MoHUA has decided to set up large-scale solid waste processing facilities in million plus cities. There are 59 cities with million plus population in India like Lucknow, Kanpur, Bareilly, Nasik, Thane, Nagpur, Gwalior, Chennai, Madurai, Coimbatore to name a few. For management of organic/wet fraction of municipal solid waste, bio-methanation plants have been proposed in these million plus cities. EIL shall assist and handhold the million plus cities in developing such projects for larger quantum of waste integrating circularity in waste management. The success of these projects will be pivotal as it will be conceptualized and executed as benchmarking for such projects. Thus, collaboration for providing support in preliminary technical assessment and Transaction Advisory services from EIL will have significant impact. EIL shall subsequently handhold ULBs in carrying out monitoring process of these PPP projects during the construction phase and shall assist in obtaining statutory approvals. The initiative will result in additional processing capacity of 15,000 TPD for Bio-Methanation and 10,000 TPD for Waste to Energy respectively.

EIL is also playing a crucial role in providing technological solutions for decarbonizing the aviation sector in collaboration with CSIR-IIP, Dehradun. In this regard, EIL is providing technology support and consultancy services for production of Bio-ATF for MRPL. EIL is poised to take several upcoming opportunities in the Biofuels segment based on its project implementation credentials in this sector. In addition, EIL is involved in the preparation of DFR for setting up bamboo based biorefinery project at NTPC Bongaigaon and also in preparation of Detail Feasibility Report for Biomass to Ethanol via Gasification and Gas Fermentation route for SEDL.

In order to leverage EIL's capabilities in allied sectors of Salt Caverns, EIL has inked a Memorandum of Agreement (MoA)

with DEEP.KBB GmbH, Germany for Salt Cavern Projects. The alliance shall jointly pursue Basic Design, Detail Engineering, Project Management, and Construction Supervision Services for underground and ground Salt Cavern Storage Facilities for Hydrocarbons and other products like Hydrogen & Carbon Dioxide for Indian and International clients, in line with EIL's vision "To be a Global Leader offering Total Energy Solutions for a Sustainable Future." Technical Support Services (TSS) contracts are also being worked in Private and PSU Clients in domestic sector.

The Company is also conceptualizing and mapping opportunities in the GATI SHAKTI Mission for providing services in the Port & Terminals, Containers and Ware houses across the identified regions. Key assignments have also been bagged in the area of energy efficient infrastructure. Some of them include consultancy services for Jewar Airport, Noida, AP Airport Development Corporation etc. We are anticipating more such projects in this sector in near future. It is worth noting that EIL is already implementing infrastructure projects related to Data Centres, Leh Airport, Fintech University & Technological Park, Horticulture Marketing, Restoration of Heritage buildings etc.

EIL has also made significant suo-moto initiatives to offer prospective clients with opportunities for improving performance by means of Energy Optimization, Yield Improvement, Refinery Petrochemical Integration, Pet-Coke Gasification for Refinery-Fertilizer Integration, Bottoms Upgradation, Coal Gasification, Bio Fuels, Green Hydrogen etc.

Continuing to our entry into Green H<sub>2</sub>/ Chemical segment by securing a Study assignment from GAIL for Hydrogen Blending in Natural Gas Pipeline / CGD Network and Conceptual Study from NICDC for Setting of Green Hydrogen Facility in Dholera Special Investment Region (DSIR), this year too we have bagged several assignments in this domain. In last 1 year, your esteemed company bagged Owners Engineer for Green H<sub>2</sub> and /EPCM services for BOP project at Vijapur from GAIL, LEPC Selection, Feasibility Study and Basic Design of OSBL for green H<sub>2</sub> electrolyser & associated system at Bina from BPCL, Consultancy Services for Feasibility and Basic Engineering of India's first long distance H<sub>2</sub> pipeline (200 km) from a private client, Consultancy services for preparation of Detailed Feasibility Report (DFR) For setting up 4000 TPD Green Ammonia Plant from a major private Refiner, DPR and Technical Specification for 10 TPD CO<sub>2</sub> Ethanol Project for NTPC, Green Ammonia Plant for HMEI to name a few assignments secured in these segments.

With respect to government's emphasis on Valorization of coal for energy security and petrochemical import substitution, your company bagged several consultancy assignments from major players in Coal, power and Steel sectors. EIL won PMC assignment for Pre-award activities for India's first Lignite to Methanol Project at Neyveli, Consultancy Services for setting up of Surface Coal Gasification based Ammonium Nitrate Plant at Majri Area for WCL and Feasibility Study for Spare Syngas and

Coal utilization for making Value-added products from JSPL. EIL is in active discussion with these players to pursue other opportunities arising in their expansion and decarbonisation projects. Further your company is in active discussions with various other firms for Coal Gasification assignments.

Your company secured couple of assignments from a major steel sector client marking EIL's entry in the Steel Sector.

Keeping in view of the opportunities under sunrise areas, your company bagged prestigious assignment in capacity of Owner's Engineer for Polysilicon and Monosilane unit from a major private player. These units are one of the key intermediates blocks in Solar Cell Manufacturing.

The "ENGSUI" platform for promoting and funding of Start-ups as per the directive of MoPNG is operational at EIL. Seeding fund for several startups have been provided over the last 5 Years. Further EIL is also evaluating prospective projects for equity investments in emerging areas of company's interest.

EIL has marked its entry in Latin America, with bagging of a Prestigious PMC assignment for setting up NGL Plant and 300MW CCGT Power Plant for Govt of Republic of Guyana. The Dangote Refinery Project, one of the largest projects being executed by the Company in Africa, is in advanced stages of completion. EIL also secured a Major grassroot world scale Fertilizer Project in Nigeria, and talks are already on to convince the client for awarding the 2nd phase of the complex also to EIL. EIL is also contemplating its focus on the other African countries as a part of its geo-strategic outreach, and is in active discussion with various other countries for several project opportunities. EIL, in its endeavour to seek projects in Middle East, has managed to list itself with ADNOC Group Companies for Technical Support Services (TSS) contracts, General Service Agreement with BAPCO, Bahrain and also for large projects in both onshore and offshore sectors. Apart from this, the Company has also been leveraging its presence in Middle East, Africa and neighbouring countries. Leveraging its presence in Russia, EIL is in discussions with clients for projects / assignments in the hydrocarbon sector.

EIL has identified opportunities that are being pursued in view of the Bilateral Engagements with Countries and Line of Credit offered by Government of India to countries for Energy Projects. Emerging opportunities arising in Oil and Gas (incl Refineries and Petrochemicals), Fertilizer, Metallurgy, Infrastructure sector in Core areas as well as sustainability domain are being actively pursued with clients in SE Asia, Middle East, Africa, CIS, Latin America & SAARC countries.

To sum it up, is imperative for a company like EIL to leverage its technical prowess for rendering service in conceptualization and implementation of projects in area of evolving themes. Here it is also worth mentioning that while executing projects,

EIL is actively involved in giving fillip to Government's Make In India and Atmanirbhar Bharat theme.

## 8.1 Human Resources

HR plays a pivotal role in the Company by enabling strategic utilization of Human resources to serve business goals. With the constantly evolving business scenarios and transformational changes in the energy sector, EIL has always focused on continuous transformation of HR practices. EIL has an empowering work environment which promotes effective talent management and ensures development and career growth of its people which motivates them to achieve their full potential. Being a people-centric organization, the HR function continuously aligns with the growth ambitions of the organization and creates policies and processes to equip the Human Assets to deliver results and achieve goals. Endeavors taken during the year have consolidated the initiatives taken in the past and built on them further for creating systems towards sustainable performance.

Some of HR's Key Initiatives and Best Practices include:

- EIL's Talent acquisition strategy aims at identifying and developing a well-qualified and effective talent pool. To meet dynamic business needs, diverse recruitment models are adopted with intake of fresh talent, domain specialists, short-term hiring through empanelled agencies, fixed term hiring and on boarding consultants/ advisors.
- A robust and transparent Performance Management System is in place which enables the fostering of a performance-based culture and performance assessment in line with Industry best practices. The performance appraisal process and promotion policy for officers was further reviewed and implemented to drive higher employee engagement.
- As an endeavor to continuously align Company's processes with objective of sustainability and for achievement of Net Zero target by 2035, Company is committed to go paperless to the extent possible. Accordingly, digitization exercise of various employee claims was taken up during the year to make the processes more user and nature friendly.
- Various employee welfare initiatives were taken ranging from organizing talk cum interactive sessions on emerging health issues and building awareness on lifestyle enrichment matters, extension of medical benefits through empanelment of hospitals etc. Aarogyam i.e. Daily Online Yoga Session for Employees and their Family members have been initiated to propagate the concept of wholesome fitness which will lead to enhancement of employee productivity.

- Facility of Crèche established during the year in EIL Gurugram complex for providing best childcare to employee's children and to nurture them for future.
- Training & Development succeeded in its endeavour in conducting training programs as per the ATC 2022-23 to enhance domain and behavioural competencies of the employees.
- To sustain and enhance the competitive edge of our human resources and keep abreast with Industry trends and practices in the current as well as avant-garde areas of Technology, Management and Leadership, the 'SUVIGYA VYAKHYAAN SHRINKHALA' was launched wherein Expert Lecture Sessions were held on monthly basis through speakers from Industry and Academia.
- In continuation of EIL's efforts to augment the technical capabilities of the Industry, 25 technical training programs for various national and international clients in Oil & Gas, Fertilizer, Infrastructure sectors were organized.
- Aarohan-Leadership Development Programme: The Leadership Journey of 31 participants of Batch XIV-A of Aarohan commenced in November 2022. The programme is uniquely designed to include Action Labs that provide Development Inputs on themes centred around 'Leading Self, Leading Teams & Leading Organizations'.
- Mentorship Development Programme is in place wherein trained mentors have been assigned to the new comers (mentees) in the ratio of 1:3 (Mentor: Mentee). A total of 100 Management Trainees who joined EIL in 2022-23 have been assigned mentors and also during FY 2022-23, mentors were allocated to regular employees who joined since 2021.
- Leveraging "YOUPHORIA"- The Youth Engagement Platform for Millennials, a Photography Competition- "Darpan" for millennials in EIL was organized. Industry level Technical Paper Writing Competition-Urjaalekh 2022 was organized to encourage millennials across all OIL & Gas PSUs.
- Mother to Mother (M2M) - New Mother Mentoring Programme was undertaken that facilitated one-on-one advice to the new mothers with children upto 2 years of age by more experienced senior working mothers.
- e-Learning Module have been developed to augment the training inputs provided to Management Trainees and other New Joinees on Company Business, Department Functions, Key Processes. Thus, the learner has the flexibility to learn at his/her own pace and schedule.

## 8.2 Operational Improvements

Keeping in view the Company's emphasis on improving the operational efficiency, various initiatives have been undertaken to move towards creating a robust Knowledge Management

(KM) System. Electronic Document Management System (eDMS) is being utilized for live projects effectively for this purpose.

Other softwares are also being used by various divisions like Project Controls such as Project Progress Monitoring System (PPMS), Project Material Management System (PMMS), Computerized Online System for Material Allocation at Site (COSMAS), Hold Management System (HMS) etc. for improving the efficiency of projects.

Technical departments are also using various other software packages like Process (Process Data Integration System), Piping (Plant Design Management System), Structure (STAAD. Pro) etc. for improving the operational efficiency of EIL system.

## 8.3 Marketing

The onus of getting business for company essentially lies on effective Marketing & Business development activity, which in EIL is predominantly entrusted to the M&BD department. Marketing and Business Development at EIL, provides the much-needed outreach to fulfil the growth ambitions of the organization. Your company has undertaken various endeavours during the year to build a strategic and sustainable portfolio. The concept of key account manager has benefitted in anticipating the requirements of the clients, carrying out regular interactions and providing the solutions in the best possible manner. Besides maintaining a regular connect with existing clients in core sector, the team is constantly getting new clientele in core as well as diversified sector. Marketing and Business Development is pursuing sustainable sectors, New Geographies as well as new business models. The team is also providing support to the Abu Dhabi office of EIL in its pursuit for projects from the Middle East region.

The company management is actively engaged with the clients with the evolving business scenario and is providing significant direction to the team with regular interactions. The Regional Offices and Procurement/ Inspection Offices in India and abroad, International offices at Abu Dhabi & Russia have been mandated by the management with scouting for business opportunities in their respective regions of operation and provide support to the Marketing and Business Development team at Head Office.

## 8.4 Diversification

While Oil & Gas shall continue to be at the core of all our operations, we at EIL are always scouting for opportunities wherever they synergize with EIL's core competencies in order to safeguard the Company's business interests.

Last couple of years, leveraging our technical prowess in core Hydrocarbon and NFM sectors, significant diversification have been made by your company into Sunrise sectors & Energy transition (Coal gasification, Bio-Fuels, Green H2/ Ammonia/ Chemicals, CCUS) and steel sector. Under decarbonization and Net zero theme, we do foresee a lot of opportunity cutting

across all the sectors, be it Oil & Gas, Fertiliser, Non-Ferrous (NFM), Steel, Coal plants and Power, wherein EIL's experience in carrying out energy efficiency & Emission reduction studies and handling/ treatment of CO<sub>2</sub> gases can come handy. Talks are underway with several clients for sustainability assignments. Your company is very focused on the opportunities arising in Green H<sub>2</sub>/ Ammonia/Chemicals due to favourable policy mandate been given by the government. It's been EIL's endeavour to play a significant role in realising Government's Net Zero pledge and sustainability commitments which are aimed in saving environment.

EIL is also mapping all the emerging areas wherein Government, with the Aim of strengthening domestic manufacturing, is announcing PLI Scheme or VGF for setting up projects. Be it Battery Storage or Manufacturing of Solar Cell Modules through setting up Metalurgical grade, Polysilicon plant route or Bio-Fuels projects or waste to Energy projects, EIL is in active discussion to render its services in capacity of a Technical consultant.

EIL is also in active discussion with Power sector clients to pursue opportunities wrt rendering consultancy services in expansion and greenfield projects, and also sustainability projects wrt Flue gas desulphurisation and decarbonisation. Projects under Nuclear sector are also on EIL's radar.

As discussed above, EIL has been in active discussion with Steel players and also bagged couple of assignments. Besides the core steel plant expansion, we do foresee several opportunities in steel plants related to decarbonisation theme, viz. energy efficiency & emission reduction studies, Linking of natural gas and H<sub>2</sub> to furnace, Energy and Water optimisation etc.

Infrastructure, being the main driver behind economic growth of countries, continuous efforts in the sector are being made by the Company. EIL through its strategic initiatives has managed to bag infrastructure and building projects which includes Residential, Institutional, R&D centres from the prestigious Institutions like IITs, IIMs, UIDAI, HPCL, Ministry of Housing and Urban Affairs etc. EIL is also part of the High Speed Rail Corridor project of NHRCL and is implementing Airport Terminal Building projects for the AAI.

Having mapped the sunrise sectors and potential business thereof, EIL has initiated sustained business development activities in the sectors of Water and Waste Water Treatment, Urban Infrastructure, Ware House and Cold Storages, Data Centres, PCPIRs, Airports, AMRUT, etc as part of expansion into new lines of business. EIL is also preparing itself for strategic entry into the sectors of Ports, Harbours and Jetties. Active discussions are on with major clients.

The Defence Sector also provides an array of opportunities with complex and niche chemicals for weaponry being manufactured at Ordnance Factories. EIL is making endeavour for leveraging its expertise of Technical Consultancy in the Hydrocarbon and Chemical arena to the Defence sector to gain foothold.

With reference to diversification in new territories, last 1 year has been very fruitful. After almost a decade, your company made its re-entry into South America continent by bagging a major consultancy project for upcoming grassroot NGL plant and 300 MW CCTG power plant in Guyana. Attempts are on to win more projects in that region. Several consulting assignments, including rendering EPCM services for a major grass root world scale fertilizer complex, have been won in Nigeria. Besides this, your company is in active discussion with clients in other African Nations, ME region and in Russia to render services.

#### **8.5 Cost Control & Monitoring**

Effective cost control measures like reduction of support staff and overheads, better cost monitoring etc. have been taken up.

#### **8.6 Corporate Social Responsibility**

The CSR Policy of the Company is aligned with the national focus on inclusive growth, DPE Guidelines on CSR and the Companies Act 2013. The CSR Committee of the Board and the CSR Council formed by EIL Management provide direction and oversee the CSR initiatives of the Company.

#### **9. Environment Protection & Conservation, Technological Conservation, Renewable Energy Development, Foreign Exchange Conservation**

Climate change is one of the most critical challenges being encountered by human civilization. Communities across the globe have been pitching to mitigate the climate change for a long time. Various geo political conflicts across the world have further added to these challenges. All these are presenting an unprecedented challenge to public health, food systems, fuel/gas supply, energy security and the world economics.

Rapid increase in the crude prices and raw material cost imported from outside is another major area of concerns for our nation. While for some of the companies, it is a battle for survival, there are a few that seized this opportunity to make fortunes of this state. New online education technology system, health, pharma, testing labs and wellness sector, financial services and non-banking financial companies, remote working tools, E-commerce and delivery based service, managed office spaces services, OTT platform are some of the sectors, which are going to be benefited from the new normal. In this era of new business dynamics, Companies are focusing on providing innovative technological solutions for energy security, carbon neutral technologies, measures to reduce energy and carbon footprints, renewable energy development including green hydrogen & solar power, improving bio-diversity, and similar measures to combat the challenges presented by existing scenario.

In the rapidly changing global energy landscape, carbon intensity is becoming a key performance indicator for the success of any organization. New project investments are also diverted towards clean & green technologies instead of carbon





intensive technological solutions. Hence, it is quintessential to become a net zero service provider to enhance Company's brand image. Your Company has always been conscious of the fact that we have to respect nature and while doing so, we have evolved new technologies for effluent recycle/ reuse leading to Zero Liquid Discharge (ZLD) requirements so that no polluted water is discharged into our clean rivers or sea. On similar grounds, EIL has invented several green technologies & have also been providing consultancy in the area of green hydrogen, renewable energy, biodiversity improvement, control of volatile organic compounds, hazardous and solid waste management, municipal solid waste management, recovery of oil from oily sludge and its bio-remediation thereafter, besides opting for energy efficient processes and treatment systems.

EIL has declared 2035 as the year to achieve Net Zero from its operations aiming towards fulfilling our India's target of achieving Net Zero by 2070. In addition to fulfilling its own decarbonisation objectives, EIL is committed towards assisting its esteemed clientele in their energy transition journey towards net zero by providing clean and green technological solutions leading to a sustainable future for the generations to come. EIL's effort towards developing and initiating Make-in-India technology program will go a long way for the sustainable growth of the country.

#### **10. Corporate Management Information Systems**

Management Information System in EIL is continuously fine-tuned to cater to the information needs for effective and quick decision making as well as statutory requirements. CMIS delivers key project information to the Management, through a Real-Time web portal. The department has been providing vital metrics to various Divisions and Senior Management for efficient monitoring highlighting operating variables, achievement vis-à-vis budget and other decision support data.

#### **11. Disclosure by Senior Management Personnel**

Reflecting EIL's commitment towards increasing transparency in all spheres, Senior Management Personnel confirmed that none of them have material, financial and commercial transactions with personal interest that may have a potential conflict with the interest of the Company at large.

#### **12. Cautionary Statement**

Statements in Management Discussion and Analysis describing the Company's objectives, projections, expectations and estimates are based on the current business environment. Actual results could differ from those expressed or implied based on future developments, both in India and abroad.

## Business Responsibility & Sustainability Report

### SECTION A: GENERAL DISCLOSURES

#### I. Details of the listed entity

1.	Corporate Identification Number (CIN):	L74899DL1965GOI004352
2.	Name of the Company:	Engineers India Limited
3.	Year of incorporation:	1965
4.	Registered Office Address:	Engineers India Bhawan, 1, Bhikaji Cama Place, New Delhi -110066
5.	Corporate address:	Engineers India Bhawan, 1, Bhikaji Cama Place, New Delhi -110066
6.	E-mail:	eil.mktg@eil.co.in
7.	Telephone:	011-26762121/2855
8.	Website:	<a href="https://www.engineersindia.com">https://www.engineersindia.com</a>
9.	Financial year for which reporting is being done:	2022-23
10.	Name of the Stock Exchange(s) where shares are listed:	BSE Limited National Stock Exchange of India Limited
11.	Paid-up Capital:	₹ 281,02,11,865
12.	Name and contact Details (telephone, email address) of the person who may be contacted in case of any queries on the BRSR:	Shri Atanu Bhowmik Designation: Executive Director (HR), Telephone Number: 011-26762901, e-mail id: a.bhowmik@eil.co.in
13.	Reporting Boundary:	Standalone Basis

#### II. Products/services

##### 14. Details of business activities (accounting for 90% of the turnover):

S. No.	Description of Main Activity	Description of Business Activity	% of Turnover of the entity
1	Professional, Scientific, Technical	Consultancy & Engineering Services	43.18%
2.	Professional, Scientific, Technical	Turnkey Projects	56.82%

##### 15. Products/Services sold by the entity (accounting for 90% of the entity's Turnover):

S. No.	Product/Service	NIC Code	% of total Turnover contributed
1	Consultancy & Engineering Services	71100	43.18%
2.	Turnkey Projects	42901	56.82%

#### III. Operations

##### 16. Number of locations where plants and/or operations/offices of the entity are situated:

Location	Number of plants	Number of offices	Total
National	0	10	10
International	0	5	5

**17. Markets served by the entity:****a. Number of locations:**

Locations	Number
National (No. of States)	17
International (No. of Countries)	07

**b. What is the contribution of exports as a percentage of the total turnover of the entity?**

Export % to total turnover is 7.21%

**c. A brief on types of customers**

EIL provides its services to all major National and International Clients (Government & Private Sector) in Refinery, Petrochemical, Onshore & Offshore, Oil & Gas, Ports and Terminals, Pipelines, Fertilizers, Metallurgy, Defence, Nuclear, Power & Renewables as well as Alternative Fuels such Hydrogen, Bio Fuels etc. EIL also provides its services for the Infrastructure projects of State Government along with projects initiated by various Central Govt Ministries. EIL is also providing its services to clients in the field of Speciality Chemicals.

**IV. Employees****18. Details as at the end of Financial Year:****a. Employees and workers (including differently abled):**

S. No.	Particulars	Total	Male		Female	
		(A)	No. (B)	% (B / A)*	No. (C)	% (C / A)*
<b>EMPLOYEES</b>						
1	Permanent (D)	2656	2346	88.33	310	11.67
2	Other than Permanent (E)	5	5	100	0	0
3	<b>Total employees (D + E)</b>	<b>2661</b>	<b>2351</b>	<b>88.35</b>	<b>310</b>	<b>11.65</b>
<b>WORKERS</b>						
4	Permanent (F)	-	-	-	-	-
5	Other than Permanent (G)	-	-	-	-	-
6	<b>Total workers (F + G)</b>	-	-	-	-	-

Note: All of EIL workforce is categorized as "Employees" and none as "Workers". Hence in all the sections, details sought of the "Workers" category are not applicable to EIL.

\* Figures are rounded off upto 2 decimal.

**b. Differently abled employees and workers:**

S. No.	Particulars	Total	Male		Female	
		(A)	No. (B)	% (B / A)*	No. (C)	% (C / A)*
<b>DIFFERENTLY ABLED EMPLOYEES</b>						
1.	Permanent (D)	47	42	89	5	11
2.	Other than Permanent (E)	0	0	0	0	0
3.	<b>Total differently abled employees (D + E)</b>	<b>47</b>	<b>42</b>	<b>89</b>	<b>5</b>	<b>11</b>
<b>DIFFERENTLY ABLED WORKERS</b>						
4.	Permanent (F)	-	-	-	-	-
5.	Other than permanent (G)	-	-	-	-	-
6.	<b>Total differently abled workers (F + G)</b>	-	-	-	-	-

Note: All of EIL workforce is categorized as "Employees" and none as "Workers". Hence in all the sections, details sought of the "Workers" category are not applicable to EIL.

**19. Participation/Inclusion/Representation of women**

	Total (A)	No. and percentage of Females	
		No. (B)	% (B / A)
Board of Directors	13	2	15.38
Key Management Personnel	1	0	-

**20. Turnover rate for permanent employees and workers**

	FY 2022-2023			FY 2021-2022			FY 2020-2021		
	Male	Female	Total	Male	Female	Total	Male	Female	Total
Permanent Employees	3.71%	5.06%	3.87%	3.4%	8.18%	3.97%	3.86%	3.89%	3.87%
Permanent Workers	-	-	-	-	-	-	-	-	-

Note: All of EIL workforce is categorized as "Employees" and none as "Workers". Hence in all the sections, details sought of the "Workers" category are not applicable to EIL.

**V. Holding, Subsidiary and Associate Companies (including joint ventures)****21. (a) Names of holding / subsidiary / associate companies / joint ventures**

S. No.	Name of the holding/ subsidiary/ associate companies/ joint ventures (A)	Indicate whether holding/ Subsidiary/ Associate/ Joint Venture	% of shares Held by listed entity	Does the entity indicated at column A, participate in the Business Responsibility initiatives of the listed entity? (Yes/No)
1	Certification Engineers International Limited	Subsidiary	100	No
2	Ramagundam Fertilizers and Chemicals Limited	Joint Venture	26.00	No
3.	LLC Bharat Energy Office, Russia	Associate	20	No

**VI. CSR Details**

22. (i) Whether CSR is applicable as per section 135 of Companies Act, 2013: Yes

(ii) Turnover (₹ In lakhs): 328375.96

(iii) Net worth (in ₹ in lakhs): 210566.05

**VII. Transparency and Disclosures Compliances**

23. Complaints/Grievances on any of the principles (Principles 1 to 9) under the National Guidelines on Responsible Business Conduct:

Stakeholder group from whom complaint is received	Grievance Redressal Mechanism in Place (Yes/No) (If Yes, then provide web-link for grievance redress policy)	FY 2022-23 Current Financial Year			FY 2021-22 Previous Financial Year		
		Number of complaints filed during the year	Number of complaints pending resolution at close of the year	Remarks	Number of complaints filed during the year	Number of complaints pending resolution at close of the year	Remarks
Communities*	NA	-	-	-	-	-	-
Investors (other than shareholders)	Refer the information in the below mentioned points.						

Stakeholder group from whom complaint is received	Grievance Redressal Mechanism in Place (Yes/No) (If Yes, then provide web-link for grievance redress policy)	FY 2022-23 Current Financial Year			FY 2021-22 Previous Financial Year		
		Number of complaints filed during the year	Number of complaints pending resolution at close of the year	Remarks	Number of complaints filed during the year	Number of complaints pending resolution at close of the year	Remarks
Shareholders	Yes	30	0	-	37	0	-
Employees and workers	Yes <a href="https://connect.eil.co.in">https://connect.eil.co.in</a>	8	4**	-	10	2	-
Customers***	Yes <a href="https://pgportal.gov.in/">https://pgportal.gov.in/</a>	0	0		0	0	
Value Chain Partners***	Yes	4	0	-	4	0	-
Other (please specify)	-	-	-	-	-	-	-

\* Being a consultancy company, the Company does not deal directly with the community at large.

\*\* Grievances escalated to Grievance Committee in March 2023.

\*\*\* <https://pgportal.gov.in/> is a centralized portal of Govt. of India where stakeholders can lodge their grievances for the consideration and resolution by CPSEs. EIL is receiving such grievances through this centralized portal.

#### 24. Overview of the entity's material responsible business conduct issues.

Please indicate material responsible business conduct and sustainability issues pertaining to environmental and social matters that present a risk or an opportunity to your business, rationale for identifying the same, approach to adapt or mitigate the risk along-with its financial implications, as per the following format

S. No.	Material issue identified	Indicate whether risk or opportunity (R/O)	Rationale for identifying the risk / opportunity	In case of risk, approach to adapt or mitigate	Financial implications of the risk or opportunity (Indicate positive or negative implications)
1	Energy sector rapidly moving towards Clean energy solutions	Opportunity	This development provides new business opportunities for EIL	NA	Positive implication

**SECTION B: MANAGEMENT AND PROCESS DISCLOSURES**

This section is aimed at helping businesses demonstrate the structures, policies and processes put in place towards adopting the NGRBC Principles and Core Elements.

P1	Businesses should conduct and govern themselves with integrity, and in a manner that is Ethical, Transparent and Accountable.
P2	Businesses should provide goods and services in a manner that is sustainable and safe.
P3	Businesses should respect and promote the well-being of all employees, including those in their value chains.
P4	Businesses should respect the interests of and be responsive to all its stakeholders.
P5	Businesses should respect and promote Human Rights.
P6	Businesses should respect and make efforts to protect and restore the environment.
P7	Businesses, when engaging in influencing public and regulatory policy, should do so in a manner that is responsible and transparent.
P8	Businesses should promote inclusive growth and equitable development.
P9	Businesses should engage with and provide value to their consumers in a responsible manner.

Disclosure Questions	P1	P2	P3	P4	P5	P6	P7	P8	P9
<b>Policy and management processes</b>									
1. a. Whether your entity's policy/policies cover each principle and its core elements of the NGRBCs. (Yes/No)	Yes	Yes	Yes	Yes	Yes	Yes	Yes	Yes	Yes
b. Has the policy been approved by the Board? (Yes/No)	EIL's policies are approved by Board/ Competent Authorities as per Delegation of Power.								
c. Web Link of the Policies, if available	The details are provided under each principle & information thereof.								
2. Whether the entity has translated the policy into procedures. (Yes / No)	Yes	Yes	Yes	Yes	Yes	Yes	Yes	Yes	Yes
3. Do the enlisted policies extend to your value chain partners? (Yes/No)	Yes	Yes	Yes	Yes	Yes	Yes	Yes	Yes	Yes
4. Name of the national and international codes/ certifications/labels/ standards (e.g. Forest Stewardship Council, Fairtrade, Rainforest Alliance, Trustee) standards (e.g. SA 8000, OHSAS, ISO, BIS) adopted by your entity and mapped to each principle.	-	ISO 45001, ISO 14001	ISO 45001	-	-	ISO 14001	-	-	ISO 9001
5. Specific commitments, goals and targets set by the entity with defined timelines, if any.	-	-	-	-	-	-	-	-	-
6. Performance of the entity against the specific commitments, goals and targets along-with reasons in case the same are not met.	-	-	-	-	-	-	-	-	-

**Governance, leadership and oversight****7. Statement by director responsible for the business responsibility report, highlighting ESG related challenges, targets and achievements**

The energy industry is witnessing rapid transformation in the wake of energy transition scenarios towards mitigation of climate change across the globe. The challenges faced by the industry in this journey are preparing the ground to germinate opportunities for technology service providers like EIL to develop and deploy cost effective green technologies. In its long journey since inception, EIL has always been focused on providing innovative technological solutions to the energy industry and has always been aligning its strategy with the needs of the Indian energy sector as well as the global trends. EIL has contributed significantly in technology development and its commercialisation towards indigenization of technologies relevant for the oil and gas segment. Some of the key achievements of the company in shaping India's energy landscape includes Auto Fuel Technologies including BS-VI, Residue Upgradation, Refinery & Petrochemical Integration, niche petrochemicals and as recent as Bio Fuels, Green Hydrogen to name a few.

EIL has always aligned its objectives with the Environment, Social and Corporate Governance framework. The organisation's new vision statement "To be a Global Leader Offering Total Energy Solutions for a Sustainable Future" clearly showcase the company's commitment in this direction. EIL has embarked on the national decarbonisation bandwagon and accelerated its efforts to achieve a Net Zero carbon emitting corporate ahead of the targeted year of 2035. In this line, the company is adopting multipronged strategies and developing state of the art less carbon intensive technological solutions both on its own and in collaboration with reputed institutions in India and overseas. For instance, EIL is implementing one of the Bio-ATF projects in India in collaboration with CSIR-IIP, Dehradun that has a strong potential in decarbonizing the aviation sector.

Cultural shift towards sustainability is one of the key ESG challenges faced by almost all the industrial sectors. EIL has taken several initiatives to create awareness among its stakeholders to adopt sustainable practices at work. For instance, the company has recently installed EV charging infrastructure at both its Head office and Gurugram office complex. These base charging facilities are anticipated to be a game changer in nudging employees to adopt EVs in the long run to commute from home to the workplace. This initiative has a strong bearing on reducing the organization's scope-3 emission in the long run. The resultant augment in the scope-2 emissions shall be taken care by increasing the share of green power and adopting carbon offsetting mechanisms.

In addition, EIL took several initiatives to optimize the water and electricity consumption with strong emphasis on 3Rs principle (Reduce, Recycle and Reuse) of conservation of resources. The spillage of water reduced by installing water saving nozzles and water recovery from waste water streams at various office complexes of the organization in India. The generation of plastic and other waste materials in the office complexes has reduced by providing washable tea mugs to the employees. Also, there has been efforts by the organization to reduce the use of papers by gradually adopting digital interventions. It is worth noting that the company has augmented its solar power generation capability by installing additional 400 KW solar PV panels in the office premise to enhance its share of green power thereby reducing the Scope-2 emissions.

Another important ESG imperative is the development of technologies or products which are sustainable. In this direction, EIL has also diversified its portfolio of products and services in the sunshine areas such as energy efficient infrastructure, Biofuels and Green Hydrogen. For instance, EIL implementing one of the Biorefineries in India for ABRPL (a JV of NRL, Fortum and Chempolis, OY, Finland) in Assam has strengthened EIL's green technology portfolio. Further, EIL has also diversified its operation in the area of energy efficient infrastructure providing its services in building the GRIHA and LEED compliant infrastructure facilities, Data center etc. for its esteemed clientele.

Finally, India's energy transition cannot be isolated with the rest of the world in light of changing geopolitical scenarios and technology running level of the development in the emerging areas of the energy sector across the globe. EIL has emerged as a key stakeholder in terms of providing ESG compliant sustainable low carbon technological solutions to the industrial sectors in their decarbonization journey.

<b>8. Details of the highest authority responsible for implementation and oversight of the Business Responsibility policy (ies).</b>	Functional Director
--	---------------------

<b>9. Does the entity have a specified Committee of the Board/ Director responsible for decision making on sustainability related issues? (Yes / No). If yes, provide details.</b>	Yes Shri Ashok Kumar Kalra Director (HR)
--	--

<b>10. Details of Review of NGRBCs by the Company:</b>																		
Subject for Review	Indicate whether review was undertaken by Director / Committee of the Board/ Any other Committee									Frequency (Annually/ Half yearly/ Quarterly/ Any other – please specify)								
	P1	P2	P3	P4	P5	P6	P7	P8	P9	P1	P2	P3	P4	P5	P6	P7	P8	P9
Performance against above policies and follow up action	Director									Annual-ly	Annual-ly	Annual-ly	Annual-ly	Annual-ly	Annual-ly	Annual-ly	Annual-ly	Annual-ly
Compliance with statutory requirements of relevance to the principles, and, rectification of any non-compliances	Director									Half year-ly	Half year-ly	Half year-ly	Half year-ly	Half year-ly	Half year-ly	Half year-ly	Half year-ly	Half year-ly

<b>11. Has the entity carried out independent assessment/ evaluation of the working of its policies by an external agency? (Yes/No). If yes, provide name of the agency.</b>	P1	P2	P3	P4	P5	P6	P7	P8	P9
	No	Yes Vexil Business Process Services	Yes Vexil Business Process Services	No	No	Yes Vexil Business Process Services	No	No	Yes M/s URS Certification Services

**12. If answer to question (1) above is “No” i.e. not all Principles are covered by a policy, Reasons to be stated:** Not Applicable



**SECTION C: PRINCIPLE WISE PERFORMANCE DISCLOSURE****PRINCIPLE 1: Businesses should conduct and govern themselves with integrity, and in a manner that is Ethical, Transparent and Accountable.****Essential Indicators****1. Percentage coverage by training and awareness programmes on any of the Principles during the financial year.**

Segment	Total number of training and awareness programmes held	Topics/Principles covered under the training and its impact	%age of persons in respective category covered by the awareness programmes
Board of Directors	10	Induction Program, Capability Building, Corporate Governance	100%
Key Managerial Personnel	5	Leadership, domain and general training programs	100%
Employees other than BoD and KMPs	256	Leadership, soft skill, domain and general training programs	72.6 %
Workers	-	-	-

**2. Details of fines / penalties /punishment/ award/ compounding fees/ settlement amount paid in proceedings (by the entity or by directors / KMPs) with regulators/ law enforcement agencies/ judicial institutions, in the financial year, in the following format (Note: the entity shall make disclosures on the basis of materiality as specified in Regulation 30 of SEBI (Listing Obligations and Disclosure Obligations) Regulations, 2015 and as disclosed on the entity's website): NIL****3. Of the instances disclosed in Question 2 above, details of the Appeal/ Revision preferred in cases where monetary or non-monetary action has been appealed. Not Applicable****4. Does the entity have anti-corruption or anti-bribery policy? If yes, provide details in brief and if available, provide a web-link to the policy.**

Various policies/rules such as Code of Conduct, Conduct and Discipline Appeal (CDA) Rules and Whistle Blower Policy are applicable to all EIL employees. Copy of CDA Rules is available on the Company webpage <https://www.engineersindia.com/Right-to-Information>

**5. Number of Directors/KMPs/employees/workers against whom disciplinary action was taken by any law enforcement agency for the charges of bribery/ corruption:**

As per details available with Disciplinary Cell, no disciplinary action was taken by any law enforcement agency for the charges of bribery/ corruption during past two financial years.

	FY 2022-23 (Current Financial Year)	FY 2021-22 (Previous Financial Year)
Directors	Nil	Nil
KMPs	Nil	Nil
Employees	Nil	Nil
Workers	Nil	Nil

**6. Details of complaints with regard to conflict of interest:**

	FY 2022-23 (Current Financial Year)		FY 2021-22 (Previous Financial Year)	
	Number	Remarks	Number	Remarks
Number of complaints received in relation to issues of Conflict of Interest of the Directors	Nil	-	Nil	-
Number of complaints received in relation to issues of Conflict of Interest of the KMPs	Nil	-	Nil	-

**7. Provide details of any corrective action taken or underway on issues related to fines / penalties / action taken by regulators/ law enforcement agencies/ judicial institutions, on cases of corruption and conflicts of interest. NOT APPLICABLE****PRINCIPLE 2: Businesses should provide goods and services in a manner that is sustainable and safe****Essential Indicators****1. Percentage of R&D and capital expenditure (Capex) investments in specific technologies to improve the environmental and social impacts of product and processes to total R&D and Capex investments made by the entity, respectively.**

	Current Financial Year (Rs. in Lakhs)	Previous Financial Year (Rs. in Lakhs)	Details of improvements in Environmental and Social impacts
R&D	512.62 (22.62%)	833.61 (39.82%)	Note-A
Capex	213.76 (28.75%)	473.76 (62.22%)	Note-B

**Note-A:****Current Financial Year:**

In its long journey of almost six decades, the role of EIL has been instrumental in building nation's energy infrastructure. So far, EIL has developed several innovative technological solutions to address the climate change issues pertinent to its domain industries either on its own or in collaboration with private and public sector entities both in India and overseas. Sulphur Recovery Unit is one of the important units in the oil refinery and EIL has designed several Sulphur Recovery Units (SRU) in the past for its esteemed clients to mitigate emissions. EIL has continued its efforts in this direction in the current financial year as well and developed a unique process for preventing SO<sub>2</sub> slippage into the Tail Gas Treating Unit (TGTU), part of the SRU block. Further, EIL executed collaborative agreements with reputed national laboratories and Oil majors to catapult its efforts towards environment and sustainability. Some of them includes, an agreement with CSIR-IIP and ONGC Energy Centre Trust (OECT) to develop a technology for recovery of rare gas from Natural Gas, Memorandum of Agreement (MoA) with NRL for demonstration of technology for production of aqueous ammonia from ammonia rich sour gases generated in the refinery. These technologies would have a significant impact for mitigating emissions besides generating value added products. In an effort to decarbonize the aviation sector, EIL is providing its services for preparation of Basic Engineering and Design Package (BEDP) of BioATF plant for Mangalore Refinery and Petrochemicals Limited (MRPL). In the era of energy transition, EIL has uniquely positioned itself as carbon conscious knowledge company to address the needs of the energy sector. This can be reflected in its renewed vision "To be a Global Leader Offering Total Energy Solutions for a Sustainable Future" and its commitment to achieve the net zero carbon emission by the year 2035. Innovation and energy efficient technology development shall always remain two key strategic pillars to realize the organizational ESG targets in the upcoming years for the company.



**Previous Financial year:**

In the previous financial year, EIL has been successful in charting a path in the relatively new territory of Biofuels. Some of the important environment friendly initiatives include collaboration with DBT-ICT for large scale cultivation of Algae and production of value-added products, Biofuels etc.

In addition, EIL has been part of the Gol's Start-up India Initiative (EngSUI) to develop and support the start up ecosystem in India. In the previous year, under EngSUI, EIL invested various environment and social impact projects. For instance, "Vayujal", one of the startups funded by EIL produces water from the atmospheric moisture have a huge potential to be deployed at the water stressed regions of the country to address the challenges associated with the supply of drinking water in those regions. One prototype of this technology has been installed in EIL Gurugram campus. The previous financial year also witnessed execution of Memorandum of Understanding (MoU) between EIL and NRL for joint technology development of various R&D technologies, some of which have huge potential towards decarbonizing the industrial sectors such as projects related to CO<sub>2</sub> capture, Amine purification etc.

**Note-B:**

EIL is committed to develop environmental friendly technologies that create social impact.

**Current Financial Year:**

EIL invested in setting up the Particle attrition study pilot plant as part of the project for development of 3D CFD Model for Fluidized bed Coal Gasifier, Laboratory setup for development of solvent for recovering CO<sub>2</sub> from flue gases and upgrade the design of Above ground Sulphur seal which includes fabrication of new float assembly etc.

**Previous Financial Year:**

EIL invested in development of various technologies such as application of Hydrodynamic cavitation for water treatment. In addition, EIL installed a photo catalytic reactor for hydrogen production from water in its Gurugram R&D campus for undertaking research in the area of green Hydrogen.

2. **a. Does the entity have procedures in place for sustainable sourcing? (Yes/No): NO**  
**b. If yes, what percentage of inputs were sourced sustainably?: Not Applicable**
3. **Describe the processes in place to safely reclaim your products for reusing, recycling and disposing at the end of life, for (a) Plastics (including packaging) (b) E-waste (c) Hazardous waste and (d) other waste.**

Due to the nature of our business, solid waste generation is also fairly limited in EIL offices and restricted primarily to municipal solid waste (MSW). A major component of the solid waste generated is paper waste which is sent for recycling. Other wastes include e-waste and a small proportion of wastes like batteries, electrical waste, waste lube oil, etc. Our waste management practices seek to reduce the environmental impact of this limited waste to the extent possible by reduction in generation, segregation at source and proper management including recycling and disposal through authorized recyclers. Other mixed dry waste is sent to scrap dealers or municipal disposal. Also, EIL has state-of-the-art sewage treatment plants at its Gurugram, Chennai and Mumbai offices, wherein the treated sewage is recycled & reused for secondary applications within the office premises. Proper segregation philosophy is used for segregation of municipal wastes and is disposed through third party adopting standard practice as per applicable Municipal Waste handling Rules 2016.

4. **Whether Extended Producer Responsibility (EPR) is applicable to the entity's activities (Yes /No). If yes, whether the waste collection plan is in line with the Extended Producer Responsibility (EPR) plan submitted to Pollution Control Boards? If not, provide steps taken to address the same.**

Not Applicable, EIL being a consultancy organization

**PRINCIPLE 3** Businesses should respect and promote the well-being of all employees, including those in their value chains**Essential Indicators****1. a. Details of measures for the well-being of employees:**

Category	% of employees covered by										
	Total (A)	Health insurance		Accident insurance		Maternity benefits		Paternity Benefits		Day Care facilities	
		Number (B)	% (B / A)	Number (C)	% (C / A)	Number (D)	% (D / A)	Number (E)	% (E / A)	Number (F)	% (F / A)
<b>Permanent employees</b>											
Male	2346	2346	100	2346	100			2346	100	2346	100
Female	310	310	100	310	100	310	100			310	100
Total	2656	2656*	100	2656	100	310	100	2346	100	2656	100
<b>Other than Permanent employees</b>											
Male	5	5	100	5	100	-	-	-	-	-	-
Female	0	-	-	-	-	-	-	-	-	-	-
Total	5	5	100	5	100	-	-	-	-	-	-

\* All employees are covered under Contributory Medical Scheme.

**b. Details of measures for the well-being of workers:**

Category	% of workers covered by#										
	Total (A)	Health insurance		Accident insurance		Maternity benefits		Paternity Benefits		Day Care facilities	
		Number (B)	% (B / A)	Number (C)	% (C / A)	Number (D)	% (D / A)	Number (E)	% (E / A)	Number (F)	% (F / A)
<b>Permanent workers</b>											
Male	-	-	-	-	-	-	-	-	-	-	-
Female	-	-	-	-	-	-	-	-	-	-	-
Total	-	-	-	-	-	-	-	-	-	-	-
<b>Other than Permanent workers</b>											
Male	-	-	-	-	-	-	-	-	-	-	-
Female	-	-	-	-	-	-	-	-	-	-	-
Total	-	-	-	-	-	-	-	-	-	-	-

#No worker on EIL Payroll

**2. Details of retirement benefits, for Current FY and Previous Financial Year.**

Benefits	FY 2022-23 Current Financial Year			FY 2021-22 Previous Financial Year		
	No. of employees covered as a % of total employees	No. of workers covered as a % of total workers	Deducted and deposited with the authority (Y/N/N.A.)	No. of employees covered as a % of total employees	No. of workers covered as a % of total workers	Deducted and Deposited with the authority (Y/N/N.A.)
PF	100%	-	Y	100%	-	Y
Gratuity	100%	-	N	100%	-	N
ESI	NA	-	NA	NA	-	NA
DCS	100%	-	N	100%	-	N
CPRMCS	100%	-	N	100%	-	N

**3. Accessibility of workplaces**

Are the premises / offices of the entity accessible to differently abled employees and workers, as per the requirements of the Rights of Persons with Disabilities Act, 2016? If not, whether any steps are being taken by the entity in this regard. Yes

**4. Does the entity have an equal opportunity policy as per the Rights of Persons with Disabilities Act, 2016? If so, provide a web-link to the policy.**

Yes, link of policy is available on EIL Website <https://engineersindia.com/Investor/Internal/Policies-and-Codes>

**5. Return to work and Retention rates of permanent employees and workers that took parental leave.**

Gender	Permanent employees		Permanent workers	
	Return to work rate	Retention rate	Return to work rate	Retention rate
Male	100 %	100 %	NA	NA
Female	100 %	100 %	NA	NA
Total	100 %	100 %	-	-

**6. Is there a mechanism available to receive and redress grievances for the following categories of employees and worker? If yes, give details of the mechanism in brief.**

	Yes/No (If Yes, then give details of the mechanism in brief)
Permanent Workers	-
Other than Permanent Workers	-
Permanent Employees	Yes. For redressal of grievances of all the regular employees of the Company, an online Grievance Management System (GMS) is in place at EIL. In case of any grievance, employees may register their grievance online on 'Grievance Management' portal. GMS consists of structured formal channel for resolution of employee grievances in the following order - Reporting Officer, Head of Department, Grievance Redressal Committee (GRC) and Appellate Authority.
Other than Permanent Employees	The same is dealt by the concerned Department in coordination with the Agency from where such employees are deployed.

**7. Membership of employees and workers in association(s) or Unions recognized by the listed entity:**

Category	FY 2022-23 (Current Financial Year)			FY 2021-22 (Previous Financial Year)		
	Total employees / workers in respective category	No. of employees / workers in respective category, who are part of association(s) or Union	% (B / A)	Total employees/ workers in respective category	No. of employees / workers in respective category, who are part of association (s) or Union	% (D / C)
	(A)	(B)		(C)	(D)	
<b>Total Permanent Employees</b>	2656	2656	100%	2725	2725	100%
- Male	2346	2346	100%	2402	2402	100%
- Female	310	310	100%	323	323	100%
<b>Total Permanent Workers</b>	-	-	-	-	-	-
- Male	-	-	-	-	-	-
- Female	-	-	-	-	-	-

Note: All of EIL workforce is categorized as "Employees" and none as "Workers". Hence in all the sections, details sought of the "Workers" category are not applicable to EIL.

## 8. Details of training given to employees and workers.

Category	FY-22-23 Current Financial Year					FY-21-22 Previous Financial Year				
	Total (A)	On health and safety measures		On skill upgradation		Total (D)	On health and safety measures		On skill upgradation	
		No. (B)	% (B/A)	No. (C)	% (C/A)		No. (E)	% (E/D)	No. (F)	% (F/D)
<b>Employees</b>										
Male	2346	774	32.99	1901	81.03	2402	157	6.54	1524	63.45
Female	310	42	13.55	235	75.8	323	26	8.05	237	73.37
<b>Total</b>	<b>2656</b>	<b>816</b>	<b>30.72</b>	<b>2136</b>	<b>80.42</b>	<b>2725</b>	<b>183</b>	<b>6.72</b>	<b>1761</b>	<b>64.62</b>
<b>Workers</b>										
Male	-	-	-	-	-	-	-	-	-	-
Female	-	-	-	-	-	-	-	-	-	-
<b>Total</b>	<b>-</b>	<b>-</b>	<b>-</b>	<b>-</b>	<b>-</b>	<b>-</b>	<b>-</b>	<b>-</b>	<b>-</b>	<b>-</b>

## 9. Details of performance and career development reviews of employees and worker:

Category	FY 2022-2023 Current Financial Year*			FY 2021-2022 Previous Financial Year*		
	Total (A)	No.(B)	% (B/A)	Total (C)	No. (D)	% (D/C)
<b>Employees</b>						
Male	2346	2346	100%	2402	2402	100%
Female	310	310	100%	323	323	100%
<b>Total</b>	<b>2656</b>	<b>2656</b>	<b>100%</b>	<b>2725</b>	<b>2725</b>	<b>100%</b>
<b>Workers</b>						
Male	-	-	-	-	-	-
Female	-	-	-	-	-	-
<b>Total</b>	<b>-</b>	<b>-</b>	<b>-</b>	<b>-</b>	<b>-</b>	<b>-</b>

\*Directors and CMD not included

## 10. Health and safety management system:

- a. Whether an occupational health and safety management system has been implemented by the entity? (Yes/ No). If yes, the coverage such system?

An occupational health and safety management system has been implemented by EIL.

The system covers the entire organization.

- b. What are the processes used to identify work-related hazards and assess risks on a routine and non-routine basis by the entity?

Hazard Identification Risk assessment and Control process and Job Safety Analysis process are used to assess risks on routine and non-routine basis.

- c. Whether you have processes for workers to report the work related hazards and to remove themselves from such risks. (Y/N) Yes

- d. Do the employees/ worker of the entity have access to non-occupational medical and healthcare services? (Yes/ No) - Yes

## 11. Details of safety related incidents, in the following format:

Safety Incident/Number	Category	FY 2022-23 Current Financial Year	FY 2021-22 Previous Financial Year
Lost Time Injury Frequency Rate (LTIFR) (per one million-person hours worked)	Employees	0	0
	Workers	NA#	NA#



Safety Incident/Number	Category	FY 2022-23		FY 2021-22	
		Current	Financial Year	Previous	Financial Year
Total recordable work-related injuries	Employees	0		0	
	Workers	NA#		NA#	
No. of fatalities	Employees	0		0	
	Workers	NA#		NA#	
High consequence work-related injury or ill-health (excluding fatalities)	Employees	0		0	
	Workers	NA#		NA#	

# No Workers on EIL rolls.

## 12. Describe the measures taken by the entity to ensure a safe and healthy work place.

EIL has certified its HSE Management system to ISO 45001 (Occupational Health and Safety Assessment Series) and ISO 14001 (Environmental Management system). An independent department (Corporate HSE) audits the HSE Management system of all divisions/departments including construction sites. The results of these audits are reported to the Management through Management Review Committee Meetings. Apart from other Agenda, the performance of the HSE management system and opportunities for improvement are presented to the Management in these meetings. A number of improvements pertaining to Health, Safety and Environment are triggered and addressed through these meetings. Digitization of employee claims, Organizing Health camps, health talks, improvement in safety processes are few examples.

On the engineering front, HSE aspects that are to be addressed in the design engineering phases are built into the procedures/specifications of various engineering departments. Exhaustive HSE checklists are in place to ensure that these aspects are complied positively during process design and engineering phases.

Being a renowned engineering consultant in the hydrocarbon sector, EIL deploys proven risk assessment methodologies like HAZOP, RRA, QRA and SIL to ensure the process safety of the plants being designed.

On the office infrastructure front, EIL is continuously making efforts to provide a Healthy, Safety and environment friendly work place to its employees.

On the construction front, the specification for HSE Management at construction sites, which specifies the HSE requirements to be complied by construction contractors, has been revised during this year in line with the current trends and to improve the HSE performance. Award to construction sites based on HSE performance, Issue of appreciation certificates in best performing construction contractors, are a couple of other examples of improvements implemented during this year. EIL celebrated National Safety week across its offices and sites and the celebrations were used as a platform for improving safety awareness amongst the employees.

Apart from the rating system for construction sites, EIL has introduced HSE award mechanism for Individuals. The objective of these reward mechanism is to foster and promote the culture of Safety.

To enhance HSE competence, employees have attended various trainings in HSE domain, namely, ISO 45001 auditor certification, ISO 14001 auditor certification and other special trainings specific to construction safety.

A quarterly HSE Newsletter is being issued to all employees to communicate the happenings on the HSE front

## 13. Number of Complaints on the following made by employees and workers:

Category	FY 2022-23 (Current Financial Year)			FY 2021-22 (Previous Financial Year)		
	Filed during the year	Pending resolution at the end of year	Remarks	Filed during the year	Pending resolution at the end of year	Remarks
Working Conditions	880	Nil	-	72	Nil	-
Health & Safety	Nil	-	-	Nil	-	-

**14. Assessments for the year:**

	<b>% of your plants and offices that were assessed by entity or statutory authorities or third parties)</b>
Health and safety practices	Locations for audit are covered by the third-party auditors on sampling and rotation basis, every year, typically around 10% of the sites/offices are covered every year.
Working Conditions	Locations for audit are covered by the third-party auditors on sampling basis, every year. Typically, around 10% of the sites/offices are covered every year.

**15. Provide details of any corrective action taken or underway to address safety-related incidents (if any) and on significant risks / concerns arising from assessments of health & safety practices and working conditions.**

EIL is organizing a daily yoga class through online mode for all its employees. There is a capacity of more than 1000 employees to join the classes.

EIL has introduced individual HSE award scheme for the promoting the HSE culture. Also, EIL site employees have been trained on Behavior Based Safety (BBS) to further strengthen the HSE practices.

Also, EIL has conducted various talks on Health-related topics under the HALE (Health Assessment and Lifestyle enhancement) umbrella. Multiple health check up campaigns have been conducted across various EIL office locations covering different disciplines (e.g. Ayurveda) and specializations (e.g. cancer) of treatment.

**PRINCIPLE 4: Businesses should respect the interests of and be responsive to all its stakeholders****Essential Indicators****1. Describe the processes for identifying key stakeholder groups of the entity.**

EIL stakeholders include our Investors, Clients, Employees, Vendors/Partners, Government and Local Communities.

**2. List stakeholder groups identified as key for your entity and the frequency of engagement with each stakeholder group.**

<b>Stakeholder Group</b>	<b>Whether identified as Vulnerable &amp; Marginalized Group (Yes/No)</b>	<b>Channels of communication (Email, SMS, Newspaper, Pamphlets, Advertisement, Community Meetings, Notice Board, Website), Other</b>	<b>Frequency of engagement (Annually/ Half yearly/ Quarterly / others – please specify)</b>	<b>Purpose and scope of engagement including key topics and concerns raised during such engagement</b>
Customer	No	Email	Quarterly	For collecting customer perception survey. Customers provide their views on EIL's services.
Supplier – (Vendors / Contractors)	No	NIC – CPP Portal, GeM Portal, EIL Tender Portal, E-mails, Contractor/Vendor meetings at EIL-Delhi / Gurugram	Quarterly	To disseminate key information about the Projects and briefly elaborate on key components like Scope of works/services, completion schedules, Conditions of Contract, bidder qualification criteria, HSE , Quality requirements, etc.
Employees	No	Email, Employee Portal EIL Connect	Quarterly	Employees welfare/ working conditions etc.
Shareholders	No	Website	Quarterly	Share price appreciation, dividends, profitability and financial stability, robust ESG, practices, cyber risks, growth prospects



**PRINCIPLE 5: Businesses should respect and promote human rights****Essential Indicators**

1. Employees and workers who have been provided training on human rights issues and policy(ies) of the entity, in the following format: NIL

Category	FY 2022-23 Current Financial Year			FY 2021-22 Previous Financial Year		
	Total (A)	No. of employees/ workers covered (B)	% (B/A)	Total (C)	No. of employees/ workers covered (D)	% (D/C)
<b>Employees</b>						
Permanent	-	-	-	-	-	-
Other than permanent	-	-	-	-	-	-
<b>Total Employees</b>						
<b>Workers</b>						
Permanent	-	-	-	-	-	-
Other than permanent	-	-	-	-	-	-
<b>Total Workers</b>	-	-	-	-	-	-

2. Details of minimum wages paid to employees and workers, in the following format:

Category	FY 2022-23					FY 2021-22				
	Total (A)	Equal to Minimum Wage		More than Minimum Wage		Total (D)	Equal to Minimum Wage		More than Minimum Wage	
		No. (B)	% (B/A)	No. (C)	% (C/A)		No. (E)	% (E/D)	No. (F)	% (F/D)
<b>Employees</b>										
<b>Permanent</b>										
Male	-	-	-	-	-	-	-	-	-	-
Female	-	-	-	-	-	-	-	-	-	-
<b>Other than Permanent</b>										
Male	-	-	-	-	-	-	-	-	-	-
Female	-	-	-	-	-	-	-	-	-	-
<b>Workers</b>										
<b>Permanent</b>										
Male	-	-	-	-	-	-	-	-	-	-
Female	-	-	-	-	-	-	-	-	-	-
<b>Other than Permanent</b>										
Male	-	-	-	-	-	-	-	-	-	-
Female	-	-	-	-	-	-	-	-	-	-

Note: All the employees of EIL are out of the purview of payment of Minimum Wages Act.

**3 Details of remuneration/salary/wages, in the following format:**

	Male		Female	
	Number	Median remuneration/ salary/wages of respective category	Number	Median remuneration /salary/ wages of respective category
Board of Directors (BoD)	7	3499745	1	6656543
Key Managerial Personnel	1	3747046	-	-
Employees other than BoD and KMP	2340	2505669	309	2449445
Workers	-	-	-	-

**4. Do you have a focal point (Individual/ Committee) responsible for addressing human rights impacts or issues caused or contributed to by the business? (Yes/No)**

Yes, for redressal of grievances of all the regular employees of the Company, an online Grievance Management System (GMS) is in place at EIL. In case of any grievance, employees may register their grievance online on 'Grievance Management' portal.

**5. Describe the internal mechanisms in place to redress grievances related to human rights issues**

For redressal of grievances of all the regular employees of the Company, an online Grievance Management System (GMS) is in place at EIL. In case of any grievance, employees may register their grievance online on 'Grievance Management' portal.

**6. Number of Complaints on the following made by employees and workers:**

Category	FY 2022-23 Current Financial Year			FY 2021-22 Previous Financial Year		
	Filed during the year	Pending resolution at the end of year	Remarks	Filed during the year	Pending resolution at the end of year	Remarks
Sexual Harassment	Nil	-		Nil	-	
Discrimination at work place	Nil	-		Nil	-	
Child Labour	Nil	-		Nil	-	
Forced Labour/ Involuntary Labour	Nil	-		Nil	-	
Wages	2	2	2 nos. carry forward to next year	3	2	2 grievances of previous year resolved, further 2 grievances received in March 23. carry forward to next year
Other human Rights related issues	Nil	-		Nil	-	

**7. Mechanisms to prevent adverse consequences to the complainant in discrimination and harassment cases.**

To prevent adverse consequences to the complainant, immediate Disciplinary action is taken in the matter to appropriately discipline personnel who are involved in harassment. Awareness is also generated among the employees by imparting Training on Sexual harassment from time to time.

**8. Do human rights requirements form part of your business agreements and contracts? (Yes/No) - Yes**

**9. Assessments for the year**

	% of your plants and offices that were assessed (by entity or statutory authorities or third parties)
Child labour	Nil
Forced/involuntary labour	Nil
Sexual harassment	Nil
Discrimination at workplace	Nil
Wages	Nil
Others – please specify	NA

10. Provide details of any corrective actions taken or underway to address significant risks / concerns arising from the assessments at Question 9 above : Not Applicable.

**PRINCIPLE 6: Businesses should respect and make efforts to protect and restore the environment****Essential Indicators**

1. Details of total energy consumption (in Joules or multiples) and energy intensity, in the following format:

Parameter	FY 2022-23 (Current Financial Year)	FY 2021-22 (Previous Financial Year)
Total electricity consumption (A)	361,67,263 MJ	330,90,228 MJ
Total fuel consumption (B)	3,67,798 MJ	4,84,352 MJ
Energy consumption through other sources (C)	5,12,629 MJ	4,29,275 MJ
<b>Total energy consumption (A+B+C)</b>	<b>370,47,690 MJ</b>	<b>340,03,855 MJ</b>
Energy intensity per rupee of turnover (Total energy consumption/ turnover in rupees)	1128 J/₹	1184.64 J/₹
Energy intensity (optional) – the relevant metric may be selected by the entity	-	-

*Note: Indicate if any independent assessment/ evaluation/assurance has been carried out by an external agency? (Y/N) If yes, name of the external agency. No*

2. Does the entity have any sites / facilities identified as designated consumers (DCs) under the Performance, Achieve and Trade (PAT) Scheme of the Government of India? (Y/N) If yes, disclose whether targets set under the PAT scheme have been achieved. In case targets have not been achieved, provide the remedial action taken, if any. - No
3. Provide details of the following disclosures related to water, in the following format:

Parameter	FY 2022-23 (Current Financial Year)	FY 2021-22 (Previous Financial Year)
<b>Water withdrawal by source (in kilolitres)</b>		
(i) Surface water	---	---
(ii) Groundwater	---	---
(iii) Third party water	85,193 KL	75,185 KL
(iv) Seawater / desalinated water	---	---
(v) Others	---	---
<b>Total volume of water withdrawal (in kilolitres) (i + ii + iii + iv + v)</b>	<b>85,193 KL</b>	<b>75,185 KL</b>
<b>Total volume of water consumption (in kilolitres)</b>	<b>85,193 KL</b>	<b>75,185 KL</b>
<b>Water intensity per rupee of turnover (Water consumed / turnover)</b>	<b>0.0026 L/₹</b>	<b>0.0017050296 L/₹</b>
<b>Water intensity (optional)–the relevant metric may be selected by the entity</b>	<b>-</b>	<b>-</b>

*Note (\*): The Figure for water withdrawal has been revised as per actual.*

*Note : Indicate if any independent assessment/ evaluation/assurance has been carried out by an external agency? (Y/N) If yes, name of the external agency.-No*

4. **Has the entity implemented a mechanism for Zero Liquid Discharge? If yes, provide details of its coverage and implementation.**

Yes. Zero discharge implemented in EIL Office Complex Gurugram and EIL Mumbai Office.

5. **Please provide details of air emissions (other than GHG emissions) by the entity, in the following format:**

Parameter	Please specify unit	FY 2022-23 (Current Financial Year)	FY 2021-22 (Previous Financial Year)
NOx	Mg/m3	0.046	0.05
SOx	Mg/m3	0.029	0.02
Particulate matter (PM)	Mg/m3	0.072	0.08
Persistent organic pollutants (POP)	ppm	<0.1	<0.1
Volatile organic compounds (VOC)		---	---
Hazardous air pollutants (HAP)	ppm	<0.1	<0.1
Others –CO,C6H6,NH3,Ozone	Mg/m3	0.673	0.68

**Note: Indicate if any independent assessment/ evaluation/assurance has been carried out by an external agency? (Y/N) If yes, name of the external agency. Yes**

**Year 2022-23**

1. **Newcon Consultant & Laboratories**

A-1/156, Sec-17, Kavinagar Industrial Area, Ghaziabad-201002

2. **WINMET Technologies Pvt Ltd**

Plot No. E-65, Site UPSIDC, Near Radisson Blue Hotel, Greater Noida, UP-201306

**Year 2021-22**

1. **Newcon Consultant & Laboratories**

A-1/156, Sec-17, Kavinagar Industrial Area, Ghaziabad-201002

6. **Provide details of greenhouse gas emissions ( Scope 1 and Scope 2 emissions) & its intensity, in the following format:**

Parameter	Unit	FY 2022-23	FY 2021-22
Total Scope 1 emissions (Break-up of the GHG into CO2, CH4, N2O, HFCs, PFCs, SF6, NF3, if available)	Metric tonnes of CO2 equivalent	217 MT CO2e/Yr	139 MT CO2e/Yr
Total Scope 2 emissions (Break-up of the GHG into CO2, CH4, N2O, HFCs, PFCs, SF6, NF3, if available)	Metric tonnes of CO2 equivalent	7137 MT CO2e/Yr	6802 MT CO2e/Yr
Total Scope 1 and Scope 2 emissions per rupee of turnover	-	0.000000224 MT CO2e/ ₹ (Turnover)	0.000000242 MT CO2e/ ₹ (Turnover)
Total Scope 1 and Scope 2 emission intensity (optional) – the relevant metric may be selected by the entity	-	-	-

**Note: Indicate if any independent assessment/ evaluation/assurance has been carried out by an external agency? (Y/N) If yes, name of the external agency. No**



7. Does the entity have any project related to reducing Green House Gas emission? If Yes, then provide details. No

8. Provide details related to waste management by the entity, in the following format:

Parameter	FY 2022-23 (Current Financial Year)	FY 2021-22 (Previous Financial Year)
<b>Total Waste generated (in metric tonnes)</b>		
Plastic waste (A)	---	---
E-waste (B)	---	NIL
Bio-medical waste (C)	---	---
Construction and demolition waste (D)	---	---
Battery waste (E)	NIL	---
Radioactive waste (F)	---	---
Other Hazardous waste. Please specify, if any. (G)	0.127	0.471
Other Non-hazardous waste generated (H). Please specify, if any. (Break-up by composition i.e. by materials relevant to the sector)	88.979	57.634
<b>Total (A+B + C + D + E + F + G+ H)</b>	<b>89.106</b>	<b>58.105</b>
<b>For each category of waste generated, total waste recovered through recycling, re-using or other recovery operations (in metric tonnes)</b>		
<b>Category of waste</b>		
(i) Recycled	---	---
(ii) Re-used	---	---
(iii) Other recovery operations	---	---
<b>Total</b>	<b>---</b>	<b>---</b>
<b>For each category of waste generated, total waste disposed by nature of disposal method (in metric tonnes)</b>		
<b>Category of waste</b>		
(i) Incineration	---	---
(ii) Landfilling	---	---
(iii) Other disposal operations	---	---
<b>Total</b>	<b>---</b>	<b>---</b>

**Note: Indicate if any independent assessment/ evaluation/assurance has been carried out by an external agency? (Y/N) If yes, name of the external agency.-No**

9. Briefly describe the waste management practices adopted in your establishments. Describe the strategy adopted by your company to reduce usage of hazardous and toxic chemicals in your products and processes and the practices adopted to manage such wastes.

EIL has engaged authorized waste disposal agency for waste management who handle both Hazardous and non-hazardous waste as per Govt. guidelines.

10. If the entity has operations/offices in/around ecologically sensitive areas (such as national parks, wildlife sanctuaries, biosphere reserves, wetlands, biodiversity hotspots, forests, coastal regulation zones etc.) where environmental approvals / clearances are required, please specify details in the following format:

S. No.	Location of operations/offices	Type of operations	Whether the conditions of Environmental approval / clearance are being complied with? (Y/N) If no, the reasons thereof and Corrective action taken, if any.
NOT APPLICABLE			

11. Details of environmental impact assessments of projects undertaken by the entity based on applicable laws, in the current financial year:

Name and brief details of project	EIA Notification No.	Date	Whether conducted by independent external agency (Yes / No)	Results communicated in public domain (Yes / No)	Relevant Web link
As per Note below					

*Note : EIL being a Consultancy Organization, has not undertaken any EIA study for its own installations. However, as part of its business operations, EIL has undertaken several EIA studies for its clients. Following is the list of projects for which EIA studies have been carried out and environmental clearances have been obtained from MoEFCC during FY 2022-23.*

- Bharat Oman Refinery Expansion Project at Bina, Madhya Pradesh
- MRPL's Capacity Expansion Project at Mangalore, Karnataka

12. Is the entity compliant with the applicable environmental law/ regulations/ guidelines in India; such as the Water (Prevention and Control of Pollution) Act, Air (Prevention and Control of Pollution) Act, Environment protection act and rules thereunder (Y/N). If not, provide details of all such non-compliances, in the following format: Yes

**PRINCIPLE 7: Businesses, when engaging in influencing public and regulatory policy, should do so in a manner that is responsible and transparent**

#### Essential Indicators

1. a. Number of affiliations with trade and industry chambers/ associations. 30 (Thirty)
- b. List the top 10 trade and industry chambers/ associations (determined based on the total members of such body) the entity is a member of/ affiliated to.

S. No.	Name of the trade and industry chambers/associations	Reach of trade and industry chambers/ associations (State/National)
1	Federation of Indian Petroleum Industry	National
2	Standing Conference of Public Enterprises	National
3	Federation of India Chambers of Commerce and Industry (FICCI)	National
4	Confederation of Indian Industry (CII)	National
5	Bureau of Indian Standards (BIS)	National
6	The Institution of Engineers(India)	National
7	Heat Transfer Research Inc. (HTRI)	International
8	University of Manchester Institute of Science & Technology (UMIST)	International
9	The Center for Chemical Process Safety	International
10	Fractionation Research Inc.	International



2. Provide details of corrective action taken or underway on any issues related to anti-competitive conduct by the entity, based on adverse orders from regulatory authorities.

Name of authority	Brief of the case	Corrective action taken
NOT APPLICABLE		

**PRINCIPLE 8: Businesses should promote inclusive growth and equitable development**

**Essential Indicators**

1. Details of Social Impact Assessments (SIA) of projects undertaken by the entity based on applicable laws, in the current financial year.

Name and brief details of project	SIA Notification No.	Date of notification	Whether conducted by independent external agency (Yes / No)	Results communicated in public domain (Yes / No)	Relevant Web
As per Note below					

*Note: EIL being a Consultancy Organization, has not undertaken any SIA study for its own installations. However, as part of its business operations, EIL has undertaken several Social Studies as part of EIA studies for its clients.*

2. Provide information on project(s) for which ongoing Rehabilitation and Resettlement (R&R) is being undertaken by your entity, in the following format:

S. No.	Name of Project for which R&R is ongoing	State	District	No. of Project Affected Families (PAFs)	% of PAFs covered by R&R	Amounts paid to PAFs in the FY (In INR)
NOT APPLICABLE						

3. Describe the mechanisms to receive and redress grievances of the community. NOT APPLICABLE

4. Percentage of input material (inputs to total inputs by value) sourced from suppliers:

	FY 2022-23 Current Financial Year	FY 2021-22 Previous Financial Year
Directly sourced from MSMEs/ small producers	48.75%	13.28%*
Sourced directly from within the district and neighbouring districts	NA	NA

*\*Above % shows the overall procurement of goods & services from Micro & Small Enterprises (MSEs) by EIL for client's projects executed by EIL as a contractor (LSTK/OBE jobs) as well as for EIL's Inhouse requirements.*

**PRINCIPLE 9: Businesses should engage with and provide value to their consumers in a responsible manner**

**Essential Indicators**

1. Describe the mechanisms in place to receive and respond to consumer complaints and feedback.

EIL provides its services to other companies. It does not deal directly with consumers.

2. Turnover of products and/ services as a percentage of turnover from all products/service that carry information about: NOT APPLICABLE

	As a percentage to total turnover
Environmental and social parameters relevant to the product	-
Safe and responsible usage	-
Recycling and/or safe disposal	-

3. Number of consumer complaints in respect of the following:

	FY 2022-23 (Current Financial Year)		Remarks	FY 2021-22 (Previous Financial Year)		Remarks#
	Received during the year	Pending resolution at end of year		Received during the year	Pending resolution at end of year	
Data privacy	-	-	-	-	-	-
Advertising	-	-	-	-	-	-
Cyber-security (ITS)	-	-	-	-	-	-
Delivery of essential services	-	-	-	-	-	-
Restrictive Trade Practices	-	-	-	-	-	-
Unfair Trade Practices	-	-	-	-	-	-
Other	-	-	-	-	-	-

# EIL provides its services to other companies. It does not deal directly with consumers.

4. Details of instances of product recalls on account of safety issues:

	Number	Reasons for recall
Voluntary recalls	NA	NA
Forced recalls	NA	NA

5. Does the entity have a framework/ policy on cyber security and risks related to data privacy? (Yes/No) If available, provide a web-link of the policy. Not Applicable

6. Provide details of any corrective actions taken or underway on issues relating to advertising, and delivery of essential services; cyber security and data privacy of customers; re-occurrence of instances of product recalls; penalty / action taken by regulatory authorities on safety of products / services. Not Applicable



# Annual Report on CSR Activities

**1. Brief outline on CSR Policy of the Company:**

Engineers India Limited (EIL), a Design, Engineering and Project Management consultancy organization, is committed for operating its core business as a socially responsible corporate, by taking into consideration the wider interests of the community including the environment, with a vision of promoting sustainable development.

EIL has a Board approved CSR policy, in line with provisions of the Companies Act 2013 that aims at bringing a positive change in the quality of lives of people by undertaking focused interventions through social upliftment programs. The CSR Policy defines the broad framework for undertaking CSR activities and modalities involved while doing so.

**2. Composition of CSR Committee:**

Sl No.	Name of Director	Designation/ Nature of Directorship	Number of meetings of CSR Committee held during the year	Number of meetings of CSR Committee attended during the year
1.	Ms. Vartika Shukla	Chairman & Managing Director - Chairman	3	3
2.	Shri Deepak Mhaskey	Non-official Independent Director- Member	3	3
3.	Shri Ravi Shankar Prasad Singh	Non-official Independent Director- Member	3	3
4	Shri Ashok Kumar Kalra	Director (HR)-Member	3	3
5.	Shri Sanjay Jindal (w.e.f. 10 <sup>th</sup> June 2022)	Director (Finance)- Member	2	2

**3. Provide the web-link(s) Composition of CSR Committee, CSR Policy and CSR Projects approved by the board are disclosed on the website of the Company.**

The web link for CSR Policy and CSR projects approved by the Board is as below:

<https://www.engineersindia.com/corporate-social-responsibility>

Web-link for composition of CSR Committee –

<https://www.engineersindia.com/Investor/Landing>

**4. Provide the executive summary along web-link(s) of Impact Assessment of CSR Projects carried out in pursuance of sub-rule (3) of rule 8, if applicable.**

Impact assessment for the eligible CSR project was initiated in FY 2021-22 and has been completed in FY 2022-23. This Impact Assessment Report along with the executive summary has been uploaded on following web-link:

<https://www.engineersindia.com/corporate-social-responsibility>

**5. (a) Average net profit of the company as per sub-section (5) of section 135.**

Average net profit for last three preceding FYs i.e. 2019-20, 2020-21 & 2021-22 was ₹ 47,213.43 Lakh.

**(b) Two percent of average net profit of the company as per sub-section (5) of Section 135.**

₹ 944.27 Lakh.

**(c) Surplus arising out of the CSR Projects or programmes or activities of the previous financial years.**

NIL.

**(d) Amount required to be set-off the financial year, if any.**

₹ 475.53 Lakh

**(e) Total CSR obligation for the financial year [(b)+(c)-(d)].**

₹ 413.04 Lakh

(Note: ₹ 475.53 Lakh is excess expenditure of FY 2021-22 and is required to be set-off in FY 2022-23. Additionally, ₹ 55.70 Lakh which was transferred to Unspent CSR A/c for FY 2021-22 has been allocated against the CSR Budget of FY 2022-23. Thus, Total CSR Obligation for the financial year is ₹ 413.04 Lakh, i.e. ₹ 944.27- 475.53- 55.70)

**6. (a) Amount spent on CSR Projects (both Ongoing Project and other than Ongoing Project).**

₹ 637.27 Lakh

**(b) Amount spent in Administrative Overheads.**

NIL.

**(c) Amount spent on Impact Assessment, if applicable.**

₹ 5.02 Lakh

**(d) Total amount spent for the Financial Year [(a)+(b)+(c)].**

₹ 642.29 Lakh

## (e) CSR amount spent or unspent for the Financial Year:

Total Amount Spent for the Financial Year (in ₹ Lakh)	Amount Unspent (in ₹ Lakh)				
	Total Amount transferred to Unspent CSR as per sub-section(6) of section 135		Amount transferred to any fund specified under Schedule VII as per second proviso to sub-section (5) of section 135		
	Amount	Date of transfer	Name of the Fund	Amount	Date of transfer
642.29	244.11	28.04.2023	Prime Minister's Citizen Assistance and Relief in Emergency Situations Fund (PM CARES Fund)	26.58	07.09.2022

## (f) Excess amount for set-off, if any:

Sl. No.	Particular	Amount (in ₹ Lakh)
(1)	(2)	(3)
(i)	Two percent of average net profit of the company as per sub-section (5) of section 135	944.27*
(ii)	Total amount spent for the Financial Year	642.29**
(iii)	Excess amount spent for the Financial Year [(ii)-(i)]	Nil**
(iv)	Surplus arising out of the CSR projects or programmes or activities of the previous Financial Years, if any	Nil
(v)	Amount available for set off in succeeding Financial Years [(iii)-(iv)]	Nil

## Note:

(\*) Two percent of average net profit of the company as per sub-section (5) of section 135 is ₹ 944.27 Lakh whereas Total CSR Obligation for the financial year is ₹ 413.04 Lakh [Please refer inputs against 5.(e)].

(\*\*) The total CSR amount spent in FY 2022-23 is ₹ 642.29 Lakh. Out of this, ₹ 473.62 Lakh has been spent on 'Ongoing CSR Projects', i.e. from Unspent CSR Accounts whereas ₹ 168.67 Lakh has been spent on CSR Projects sanctioned against Budget of FY 2022-23. The remaining amount from Budget of FY 2022-23 has been transferred to Unspent CSR Account for FY 2022-23. Thus, there is no excess amount spent on CSR projects sanctioned from the available Budget of FY 2022-23 (i.e. ₹ 413.04 Lakh).

## 7. Details of Unspent Corporate Social Responsibility amount for the preceding three Financial Years:

1	2	3	4	5	6		7	8
Sl. No.	Preceding Financial Year(s)	Amount transferred to Unspent CSR Amount under sub-section(6) of section 135 (in ₹ Lakh)	Balance Amount in Unspent CSR Account under sub-section (6) of section 135 (in ₹ Lakh)	Amount Spent in the Financial Year (in ₹ Lakh)	Amount transferred to a Fund as specified under Schedule VII as per second proviso to sub-section (5) of section 135, if any		Amount remaining to be spent in succeeding Financial Years (in ₹ Lakh)	Deficiency, if any
					Amount (in ₹ Lakh)	Date of Transfer		
1	FY 2019-20	Nil	Nil	Nil	Nil	---	Nil	--
2	FY 2020-21	1890.74	Nil	418.43	26.58	07.09.2022	717.22*	--
3	FY 2021-22	55.69	Nil	55.19	Nil	---	1.09*	--

## Note:

(\*) This balance is as on 31.03.2023.

## 8. Whether any capital assets have been created or acquired through Corporate Social Responsibility amount spent in the Financial Year:

Yes  No

If yes, enter the number of Capital assets created/ acquired

75



Furnish the details relating to such asset(s) so created or acquired through Corporate Social Responsibility amount spent in the Financial Year:

Sl. No.	Short particulars of the property or asset(s)	Pin code of the property or asset(s)	Date of creation	Amount of CSR amount spent (in ₹ Lakh)	Details of entity/ Authority/ beneficiary of the registered owner		
	[including complete address and location of the property]				CSR Registration Number, if applicable	Name	Registered address
1	2	3	4	5	6		
					CSR Registration Number, if applicable	Name	Registered address
1	Six classrooms and a toilet unit at Lala Baijnath Pathshala (LBJP) in Tilhar district, Shahjahanpur, Uttar Pradesh	242307	14-04-2022	25.46*	CSR00010365	Lala Baijnath Pathshala (LBJP)	Lala Baijnath Pathshala (LBJP) in Tilhar district, Shahjahanpur, Uttar Pradesh, Pin - 242307
2	Medical equipment for Departments of : Anesthesiology: (1 no.) Ear, Nose & Throat (ENT) : (16 no.) Radio Diagnosis: (5 no.) at Indira Gandhi Medical College & Research Institute, C/o Perunthalaivar Kamarajar Medical College Society, Puducherry, Vazhudavour Road, Kadirkamam, Puducherry	605009	30-11-2022	107.47	CSR00029647	Perunthalaivar Kamarajar Medical College Society	Perunthalaivar Kamraj Medical College Society, First Floor, College Block, Vazhudavour Road, Kadirkamam, Puducherry, Pin- 605009
3	Establishment of 45 nos. of Model Anganwadi Centers  District Social Welfare Officer, Dhubri  Ward No-1, Dhubri Town, PO-Dhubri, PS Dhubri, District-Dhubri (Assam)	783301	30-06-2022	122.92	--	District Social Welfare Officer, Dhubri	Ward No-1, Dhubri Town, PO-Dhubri, PSDhubri, District-Dhubri Assam, Pin-783301
4	40Kw Rooftop Solar Grid Panels Arogya Sandhan Charitable Trust 2 RK Sarani, Eastern Park, Santoshpur, Kolkata, WB	700075	13-03-2023	18.26	CSR00000616	Arogya Sandhan Charitable Trust	Arogya Sandhan Charitable Trust 2 RK Sarani, Eastern Park, Santoshpur, Kolkata, WB 10, WB-700075

\* Total project cost ₹ 50.91 lakhs, out of which ₹ 25.46 Lakhs were spent in FY 2022-23.

(All the fields should be captured as appearing in the revenue record, flat no, house no, Municipal Office/ Municipal Corporation/ Gram panchayat are to be specified and also the area of the immovable property as well as boundaries)

9. Specify the reason(s), if the company has failed to spend two per cent of the average net profit as per sub-section (5) of section 135.  
Not applicable.

Sd/-  
Ashok Kumar Kalra

Director (HR)-Member, CSR Committee

Sd/-  
Vartika Shukla

C&MD, Chairman-CSR Committee

Place: New Delhi  
Date : 26.05.2023

## Form No. AOC -2

(Pursuant to clause (h) of sub-section (3) of section 134 of the Act and Rule 8(2) of the Companies (Accounts) Rules, 2014.

Form for Disclosure of particulars of contracts/arrangements entered into by the company with related parties referred to in sub section (1) of section 188 of the Companies Act, 2013 including certain arms length transaction under third proviso thereto.

1. **Details of contracts or arrangements or transactions not at Arm's length basis** - Engineers India Limited has not entered into any contract or arrangement or transaction with its related parties which is not at arm's length during financial year 2022-23.
2. **Details of material contracts or arrangements or transactions at Arm's length basis** - NIL

# Report on Corporate Governance

## 1. Company's Philosophy on Corporate Governance

The Company firmly believes in and has consistently practiced good Corporate Governance. The Company's essential character is shaped by the values of transparency, professionalism and accountability. The Company is committed to attain the highest standard of Corporate Governance. The philosophy of the Company in relation to Corporate Governance is to ensure transparency in all its operations, make disclosures and enhance all stakeholders' value within the framework of laws and regulations. Key Policies that are adopted and are available on website of the Company (<https://www.engineersindia.com/Investor/Landing>) are as follows:

- Code of Conduct for Board Members and Senior Management
- Code of Conduct for Prevention of Insider Trading and Code of Fair Disclosure of Unpublished Price Sensitive Information
- Policy on Board Diversity
- Whistle Blower Policy
- Corporate Social Responsibility Policy
- Policy on Related Party Transactions
- Policy for determining Material Subsidiaries
- Policy for determination of Materiality of Events / Information
- Dividend Distribution Policy
- Risk Management Policy

## 2. Board of Directors:

### (i) Composition of the Board of Directors

The Board of Directors along with its Committees provides leadership and guidance to the Management and directs and supervises the performance of the Company, thereby enhancing stakeholder value. The Board has a fiduciary relationship in ensuring that the rights of all stakeholders are protected. Your Company has an engaged and well-informed Board with qualifications and experience in diverse areas.

As on March 31, 2023, the Company has 13 Directors, out of which 6 are Whole Time Directors (Executive) including Ms. Vartika Shukla, Chairman & Managing Director, 1 Part-time (Ex-officio) Director (Government Director) and 6 Non-Official Independent Directors including Woman Independent Director. The composition of Board is not in compliance with SEBI (Listing Obligations and Disclosure Requirements) Regulations, 2015 and DPE Guidelines on Corporate Governance for CPSEs between 16.08.2022 to 11.12.2022 & 28.12.2022 to 31.03.2023 as there is a shortfall of 1 Independent Director position.

None of the Directors/KMP of the Company are related to each other and there are no inter-se relationships between the Directors/KMP. As on March 31, 2023, none of the Non-Executive Directors holds equity shares in the Company except Shri Deepak Mhaskey, Non-Official Independent Director, who holds 160 equity shares of the Company.

The Chairman & Managing Director and Executive Directors do not serve as Independent Director(s) in any listed company. Further, none of the Non-Executive Directors is an Independent Director in more than 7 listed entities as required under the SEBI Listing Regulations. None of the Directors held Directorships in more than 20 companies, with more than 10 public limited companies. None of the Directors on the Board is a member of more than 10 Committees or Chairman of 5 Committees (committees being Audit Committee and Stakeholders Relationship Committee) across all Public Companies, in which he/ she is a Director. Necessary disclosures regarding their Committee positions have been made by all the Directors.

### (ii) Number of Board Meetings

The Board of Directors met 8 times during the financial year 2022-23. The details of said meetings along with Board strength and actual in attendance is given below. Video conferencing facility is also provided to facilitate Directors to participate in the meetings.

Sl. No.	Date of Meeting	Place	Board Strength	No. of Directors present
1.	April 29, 2022	New Delhi	12	12
2.	May 27, 2022	New Delhi	12	12
3.	June 20, 2022	New Delhi	13	13
4.	August 05, 2022	New Delhi	12	12
5.	September 19, 2022	New Delhi	13	13
6.	November 09, 2022	New Delhi	13	12
7.	February 03, 2023	New Delhi	13	13
8.	March 20, 2023	New Delhi	13	13

- (iii) Details of attendance of each Director at Board meetings held during the year and Last Annual General Meeting, the number of Directorships, Committee Chairpersonships/Memberships held by them and Directorships held by them in other listed entities as on March 31, 2023.

Name of the Director	Attendance Particulars		Number of other Directorships/ Committee Memberships / Chairmanships			Other listed entity where Directors of the Company held Directorship	
	Board Meetings	Last Annual General Meeting held on 27.09.2022	Other Directorships	Committee Memberships (Including EIL)	Committee Chairmanships (Including EIL)	Name of the Listed Entity	Category
<b>A) Chairman and Managing Director (Executive)</b>							
Ms. Vartika Shukla <sup>1</sup>	8	Yes	1	-	-	-	-
<b>B) Executive Directors (Functional)</b>							
<b>I) Present Directors</b>							
Shri Ashok Kumar Kalra <sup>2</sup>	8	Yes	1	1	-	-	-
Shri Sanjay Jindal <sup>3</sup>	6	Yes	1	1	-	-	-
Shri Atul Gupta <sup>4</sup>	4	Yes	-	-	-	-	-
Shri Rajiv Agarwal <sup>5</sup>	3	NA	1	-	-	-	-
Shri Rajeev Gupta <sup>6</sup>	2	NA	-	1	-	-	-
<b>II) Directors Retired</b>							
Shri R.K. Sabharwal <sup>7</sup>	2	NA	-	-	-	-	-
Shri S.K. Handa <sup>8</sup>	5	Yes	-	-	-	-	-
<b>C) Non-Executive Directors</b>							
<b>I) Present Directors</b>							
Shri Dheeraj Kumar Ojha <sup>9</sup>	6	Yes	-	-	-	-	-
Shri Deepak Mhaskey	8	Yes	-	1	-	-	-
Shri Harishkumar Madhusudan Joshi	8	Yes	-	1	1	-	-
Dr. Prashant Vasanttrao Patil	8	Yes	-	1	-	-	-
Smt. Karuna Gopal Vartakavi	8	Yes	-	-	-	-	-
Shri Ravi Shankar Prasad Singh	8	Yes	-	1	-	-	-
Shri Jai Prakash Tomar	8	Yes	-	1	1	-	-
<b>II) Directors Retired</b>							
Shri Sunil Kumar <sup>10</sup>	5	No	-	-	-	-	-
Shri M. Arulmurugan <sup>11</sup>	3	NA	-	-	-	-	-

**Note:**

- Ministry of Petroleum & Natural Gas, Government of India vide its letter no. CA-31018/5/2021-PNG (39158) dated August 24, 2022 had approved the ex-post facto extension of the additional charge of the post of Director (Technical) assigned to Ms. Vartika Shukla, for a further period of six months w.e.f 01.06.2022, or till the appointment of a regular incumbent to the post, or until further orders, whichever is the earliest. Ms. Vartika Shukla was holding the additional charge of the post of Director (Technical) till 26.09.2022.
- Ministry of Petroleum & Natural Gas, Government of India vide its letter no. CA-31018/2/2022-PNG (44178) dated September 29, 2022 entrusted the additional charge of the post of Director (Projects) to Shri Ashok Kumar Kalra, Director (HR) for a period of three months w.e.f. 01.10.2022, or until further orders, whichever is earlier. Shri Ashok Kumar Kalra was holding the additional charge of the post of Director (Projects) till 28.12.2022.
- Shri Sanjay Jindal was appointed as an Additional Director in the capacity of Director (Finance) w.e.f. 10.06.2022 in terms of Ministry of Petroleum & Natural Gas, Government of India vide letter No. CA-31018/3/2019-PNG (30777) dated June 8, 2022 and his appointment was approved by Shareholders through Postal Ballot on August 12, 2022.
- Shri Atul Gupta was appointed as an Additional Director in the capacity of Director (Commercial) w.e.f. 16.08.2022 in terms of Ministry of Petroleum & Natural Gas, Government of India vide letter No. CA-31018/3/2021-PNG (38328) dated August 12, 2022 and his appointment was approved by Shareholders in the 57<sup>th</sup> AGM held on September 27, 2022.
- Shri Rajiv Agarwal was appointed as an Additional Director in the capacity of Director (Technical) w.e.f. 26.09.2022 in terms of Ministry of Petroleum & Natural Gas, Government of India vide letter No. CA-31017/5/2021-PNG (39159) dated September 23, 2022 and his appointment was approved by Shareholders through Postal Ballot on December 2, 2022.
- Shri Rajeev Gupta was appointed as an Additional Director in the capacity of Director (Projects) w.e.f. 28.12.2022 in terms of Ministry of Petroleum & Natural Gas, Government of India vide letter No. CA-31018/4/2020-PNG (35678) dated December 27, 2022.



7. Shri R.K. Sabharwal ceased to be the Director (Commercial) of the Company w.e.f. June 1, 2022 due to his retirement on attaining the age of superannuation on May 31, 2022.
8. Shri S.K. Handa ceased to be the Director (Projects) of the Company w.e.f. October 1, 2022 due to his retirement on attaining the age of superannuation on September 30, 2022.
9. Shri Dheeraj Kumar Ojha was appointed as an Additional Director in the capacity of Director (Government Nominee) w.e.f. 15.06.2022 in terms of Ministry of Petroleum & Natural Gas, Government of India vide letter No. CA-31032/1/2021-PNG-37493 dated June 14, 2022 and his appointment was approved by Shareholders through Postal Ballot on 12<sup>th</sup> August, 2022.
10. Shri Sunil Kumar ceased to be Director (Government Nominee) of the Company w.e.f. December 12, 2022 due to completion of his tenure of 3 years.
11. Shri M. Arulmurugan ceased to be Non-Official Independent Director of the Company w.e.f. July 12, 2022 due to completion of his tenure of 3 years.

**(iv) Chart/ Matrix setting out the skills/expertise/competence of the Board**

The Company being a Government Company, all the Directors on its Board viz. Whole time Directors, Government Nominee Directors and Non-official Independent Directors are selected and appointed by the Government as per laid down process for each category of Director. The list of core skills, expertise and competency required for the Board to function effectively in context of the Company's business, forms an integral part of the Government's process for selection of the Directors. In view thereof, the Board of the Company has not identified separately any such core skills or expertise or competency required by a Director and those are available as required under SEBI Listing Regulations. However, the Company has laid down Board Diversity Policy as per SEBI Listing Regulations.

**(v) Board Procedure**

The meetings of the Board of Directors are generally held at the Company's Registered Office in New Delhi. The meetings are scheduled well in advance. In case of exigencies or urgency, resolutions are passed by circulation. The Board meets at least once a quarter to review the quarterly performance and the financial results. The time gap between any two meetings generally do not exceed three months. The agenda for the meetings are prepared by the concerned officials, sponsored by the concerned Functional Directors and approved by C&MD. The Board papers are circulated to the Directors in advance. The members of the Board have access to all information and are free to recommend inclusion of any matter in the agenda for discussion. Senior executives are invited to attend the Board meetings and provide clarification as and when required.

The Company Secretary tracks and monitors Board and Committee proceedings to ensure that the Terms of Reference /Charters are adhered to, decisions are properly recorded in the minutes and actions on the decisions are tracked. The Terms of Reference/ Charters are reviewed and updated from time to time in order to keep the functions and role of the Board and Committees at par with the changing statutes. Action Taken Reports are put up to the Board periodically. To enable better and more focused attention on the affairs of the Company, the Board delegates certain matters to Committees of the Board set up for the purpose.

**(vi) Code of Business Conduct and Ethics for Board Members and Senior Management**

The Board of Directors has laid down the Code of Business Conduct and Ethics for all Board Members and Senior Management of the Company which includes the duties of Independent Directors as per statutory requirements. The same has also been posted on the Website of the Company.

**Declaration as required under SEBI (Listing Obligations and Disclosure Requirements) Regulations, 2015, DPE Guidelines on Corporate Governance for CPSEs and Companies Act, 2013.**

All the Members of the Board and Senior Management Personnel have affirmed compliance of the Code of Business Conduct and Ethics for the financial year ended on March 31, 2023.

Place: New Delhi **(Vartika Shukla)**  
 Date: 26.05.2023 Chairman & Managing Director

The Senior Management of the Company have made disclosures to the Board confirming that there are no material financial and/ or commercial transactions that could have potential conflict of interest with the Company at large for the Financial Year 2023-24.

**(vii) Independent Directors & Separate meeting of Independent Directors**

The Company has received declaration from the Independent Directors confirming that they meet the criteria of independence as prescribed under Section 149(6) of the Companies Act, 2013 read with Regulation 16(1)(b) of the Listing Regulations. In terms of Regulation 25(8) of the Listing Regulations, the Independent Director has confirmed that they are not aware of any circumstances or situations which exist or may be reasonably anticipated that could impair or impact their ability to discharge their duties.

The Board is of the opinion that the Independent Directors fulfill the conditions specified in the Companies Act and the Listing Regulations and that they are independent of the management. In terms of Section 150 of the Companies Act, 2013 read with Rule 6 of the Companies (Appointment & Qualification of Directors) Rules, 2014, the Independent Directors have confirmed that they have enrolled themselves in the Independent Directors' Databank maintained with the Indian Institute of Corporate Affairs.

A separate Meeting of the Independent Directors was held on November 24, 2022 in pursuance of Schedule IV of the Companies Act, 2013 and DPE guidelines on Role & Responsibilities of Non-Official Independent Directors of CPSEs. All the Independent Directors attended the separate Meeting. This Meeting assessed the quality, quantity and timeliness of flow of information necessary for the Board to effectively and reasonably perform their duties.

**(viii) Familiarization Programme for Board Members**

The Company has a well-defined Training Policy for training of Board Members which, inter-alia, includes various familiarization Programme aligned with their roles, rights, responsibilities in the Company, nature of the industry in which the Company operates, business model of the Company etc. The Board members are provided with the necessary documents, reports and internal policies to enable them to familiarize with the Company's procedures and practices. The company have also organized separate sessions for Independent Directors with domain experts to provide a complete overview about the Company, its organizational structure, services, Group Structure & Subsidiary, Board Procedure, matter reserved for the Board, major risk and risk mitigation strategy. In addition, the Company has also arranged site visit to one of the integrated refinery projects which is under execution by the Company to showcase complete capability at site and also nominated to various training programme conducted by DPE, CBC, IICA, etc. to familiarize the Independent Directors.

The details of such familiarization programmes/Training Policy have also been posted on the website of the Company <https://www.engineersindia.com/Investor/Landing>

**(ix) Compliance Reports**

The Company has proper online systems to enable the Board to review compliance reports of all laws applicable to the Company, on half yearly basis as well as to assess the steps taken by the Company to rectify instances of non-compliances, if any.

**3. Board Committees**

The Committees constituted by the Board focus on specific areas and take informed decisions within the framework designed by the Board and make specific recommendations to the Board on matters in their areas or purview. All decisions and recommendations of the Committees are placed before the Board for information or for approval, if required. To enable better and more focused attention on the affairs of the Company, the Board has delegated particular matters to the Committees of the Board set up for the purpose. The following Board Sub-Committee are functioning:

**i) Audit Committee**

As on March 31, 2023, the Audit Committee comprises of Shri Harish M Joshi, Non-official Independent Director as Chairman, Dr. Prashant Vasantryao Patil, Shri Deepak Mhaskey, Non-official Independent Directors and Director (Projects) as members of the Committee.

The Audit Committee met Nine (9) times during Financial Year 2022-23 and the gap between any two meetings did not exceed 120 days. The dates on which Audit Committee meetings held and the attendance of the Members in these meetings is given below:

Sl. No.	Date of the Meeting	Name of the Members	Category	Attendance
1.	12.04.2022	Shri Harish M Joshi Dr. Prashant Vasantryao Patil Shri Deepak Mhaskey Shri S. K. Handa	Non Official Independent Director-Chairman Non Official Independent Director Non Official Independent Director Director (Projects)	Present Present Present Present
2.	27.05.2022	Shri Harish M Joshi Dr. Prashant Vasantryao Patil Shri Deepak Mhaskey Shri S. K. Handa	Non Official Independent Director-Chairman Non Official Independent Director Non Official Independent Director Director (Projects)	Present Present Present Present
3.	20.06.2022	Shri Harish M Joshi Dr. Prashant Vasantryao Patil Shri Deepak Mhaskey Shri S. K. Handa	Non Official Independent Director-Chairman Non Official Independent Director Non Official Independent Director Director (Projects)	Present Present Present Present
4.	04.08.2022	Shri Harish M Joshi Dr. Prashant Vasantryao Patil Shri Deepak Mhaskey Shri S. K. Handa	Non Official Independent Director-Chairman Non Official Independent Director Non Official Independent Director Director (Projects)	Present Present Present Present
5.	05.08.2022	Shri Harish M Joshi Dr. Prashant Vasantryao Patil Shri Deepak Mhaskey Shri S. K. Handa	Non Official Independent Director-Chairman Non Official Independent Director Non Official Independent Director Director (Projects)	Present Present Present Present





Sl. No.	Date of the Meeting	Name of the Members	Category	Attendance
6.	09.11.2022	Shri Harish M Joshi Dr. Prashant Vasantryao Patil Shri Deepak Mhaskey Shri Ashok Kumar Kalra <sup>1</sup>	Non Official Independent Director-Chairman Non Official Independent Director Non Official Independent Director Director (HR)	Present Present Present Present
7.	25.11.2022	Shri Harish M Joshi Dr. Prashant Vasantryao Patil Shri Deepak Mhaskey Shri Ashok Kumar Kalra	Non Official Independent Director-Chairman Non Official Independent Director Non Official Independent Director Director (HR)	Present Present Present Absent
8.	02.02.2023	Shri Harish M Joshi Dr. Prashant Vasantryao Patil Shri Deepak Mhaskey Shri Rajeev Gupta	Non Official Independent Director-Chairman Non Official Independent Director Non Official Independent Director Director (Projects)	Present Present Present Present
9.	03.02.2023	Shri Harish M Joshi Dr. Prashant Vasantryao Patil Shri Deepak Mhaskey Shri Rajeev Gupta	Non Official Independent Director-Chairman Non Official Independent Director Non Official Independent Director Director (Projects)	Present Present Present Present

<sup>1</sup> Shri Ashok Kumar Kalra attended meeting in the capacity of holding additional charge of Director (Projects) between 01.10.2022 to 28.12.2022.

Director (Finance) is permanent invitee for all meetings. Head (Internal Audit) and Statutory Auditor are specifically invited to be present as invitee for the meetings. The Audit Committee also invites Senior Executives whenever it considers appropriate to be present in the meetings.

**Role/Scope of Audit Committee includes:**

1. Oversight of the company's financial reporting process and the disclosure of its financial information to ensure that the financial statement is correct, sufficient and credible;
2. Recommendation to the Board, the fixation of Audit fees payable to Statutory Auditors appointed by C&AG;
3. Recommendation to the Board, the appointment of Cost Auditors of the Company and fixation of their cost Audit Fees;
4. Approval of payment to statutory auditors for any other services rendered by the statutory auditors;
5. Reviewing, with the management, the annual financial statements and auditor's report thereon before submission to the board for approval, with particular reference to:
  - a. Matters required to be included in the Director's Responsibility Statement to be included in the Board's report in terms of clause (c) of sub-section 3 of section 134 of the Companies Act, 2013
  - b. Changes, if any, in accounting policies and practices and reasons for the same
  - c. Major accounting entries involving estimates based on the exercise of judgment by management
  - d. Significant adjustments made in the financial statements arising out of audit findings
  - e. Compliance with listing and other legal requirements relating to financial statements
  - f. Disclosure of any related party transactions
  - g. Modified Opinion(s) in the draft audit report.
6. Reviewing, with the management, the quarterly financial statements before submission to the Board for approval;
7. Reviewing, with the management, the statement of uses/ application of funds raised through an issue (public issue, rights issue, preferential issue, etc.), the statement of funds utilized for purposes other than those stated in the offer document / prospectus/ notice and the report submitted by the monitoring agency monitoring the utilization of proceeds of a public or rights issue, and making appropriate recommendations to the Board to take up steps in this matter;
8. Review and monitor the auditor's independence and performance, and effectiveness of audit process;
9. Scrutiny of inter-corporate loans and investments;
10. Valuation of undertakings or assets of the company, wherever it is necessary;
11. Evaluation of internal financial controls and risk management systems;
12. Reviewing, with the management, performance of statutory and internal auditors, adequacy of the internal control systems;

13. Reviewing the adequacy of internal audit function including the structure of the internal audit department, staffing and seniority of the official heading the department, reporting structure coverage and frequency of internal audit;
14. Discussion with internal auditors and/or auditors of any significant findings and follow up there on;
15. Reviewing the findings of any internal investigations by the internal auditors/auditors/agencies into matters where there is suspected fraud or irregularity or a failure of internal control systems of a material nature and reporting the matter to the board;
16. Discussion with statutory auditors before the audit commences, about the nature and scope of audit as well as post-audit discussion to ascertain any area of concern;
17. To look into the reasons for substantial defaults in the payment to the depositors, debenture holders, shareholders (in case of non-payment of declared dividends) and creditors;
18. To review the functioning of the Whistle Blower mechanism;
19. To review the follow-up action on the audit observations of C&AG Audit;
20. To review the follow-up action taken on the recommendation of Committee on Public Undertakings (COPU) of the Parliament;
21. Provide an open avenue of communication between the Independent auditor, internal auditor and the Board of Directors;
22. Review with the independent auditor the co-ordination of audit efforts to assure completeness of coverage, reduction of redundant efforts, and the effective use of all audit resources.
23. Consider and review the following with the independent auditor and the management:
  - The adequacy of internal controls including computerized information system controls and security, and
  - Related findings and recommendations of the Independent auditor and internal auditor, together with the management responses
24. The Audit Committee shall mandatorily review the following information:
  - a. Management discussion and analysis of financial condition and results of operations;
  - b. Statement of significant related party transactions (as defined by the Audit Committee), submitted by Management;
  - c. Management letters /letters of internal control weaknesses issued by the statutory auditors;
  - d. Internal audit reports relating to internal control weaknesses; and
  - e. The appointment, removal and terms of remuneration of the Chief internal auditor.
  - f. Certification/Declaration of Financial Statements by the Chief Executive/Chief Financial Officer.
  - g. statement of deviations:
    - (i) quarterly statement of deviation(s) including report of monitoring agency, if applicable, submitted to stock exchange(s) in terms of Regulation 32(1) of SEBI(LODR) Regulations,2015.
    - (ii) annual statement of funds utilized for purposes other than those stated in the offer document/prospectus/notice in terms of Regulation 32(7) of SEBI(LODR) Regulations,2015.
25. Approval or any subsequent modification of transactions of the company with related parties.

**Note:**

- (i) The audit committee of a listed entity shall define “material modifications” and disclose it as part of the policy on materiality of related party transactions and on dealing with related party transactions.
  - (ii) A related party transaction to which the subsidiary of a listed entity is a party but the listed entity is not a party, shall require prior approval of the audit committee of the listed entity if the value of such transaction whether entered into individually or taken together with previous transactions during a financial year exceeds ten per cent of the annual consolidated turnover, as per the last audited financial statements of the listed entity;
  - (iii) with effect from April 1, 2023, a related party transaction to which the subsidiary of a listed entity is a party but the listed entity is not a party, shall require prior approval of the audit committee of the listed entity if the value of such transaction whether entered into individually or taken together with previous transactions during a financial year, exceeds ten per cent of the annual standalone turnover, as per the last audited financial statements of the subsidiary;
26. To grant omnibus approval for related party transactions, subject to applicable provisions under Companies Act/Listing Regulations, and to review at least on quarterly basis the details of related party transactions entered pursuant to omnibus approval.
  27. Review all Related Party Transactions in the Company. For this purpose, the Audit Committee may designate a member who shall be responsible for reviewing related party transactions.



28. Approval of appointment of Chief Financial Officer after assessing the qualifications, experience and background, etc. of the candidate;
29. Reviewing the utilization of loans and/ or advances from/investment by the holding company in the subsidiary exceeding rupees 100 crore or 10% of the asset size of the subsidiary, whichever is lower including existing loans / advances / investments existing as on the date of coming into force of this provision.
30. To perform the role as defined in the code of conduct to regulate, monitor and report trading by insiders of the Company.
31. To review the financial statements, in particular, the investments made by the unlisted subsidiary
32. Carrying out any other function as is mentioned in the terms of reference of the Audit Committee.
33. The Audit Committee shall have additional functions/features as prescribed under Companies Act 2013, Listing Regulations, DPE Guidelines as amended from time to time.

**Explanation (i):** The term “related party transactions” shall have the same meaning as provided in the Listing Regulations, DPE Guidelines and Companies Act 2013 read with related rules issued thereon including any statutory modifications and amendments as may be issued from time to time.

#### ii) **Nomination and Remuneration Committee**

In terms of the provisions of Section 178(3) of the Act and Regulation 19(4) read with Part D of Schedule II to the Listing Regulations and Corporate Governance guidelines for CPSEs issued by DPE, Nomination and Remuneration Committee has been constituted by the Board.

##### **Terms of Reference**

- a) Issues relating to pay and perks prior to consideration by the Board.
- b) Deliberate and decide on Performance Related Pay (PRP) pool and policy of distribution of PRP to employees.
- c) Formulation of the criteria for determining qualifications, positive attributes and independence of a director and recommend to the Board a policy, relating to the remuneration of the directors, key managerial personnel and other employees;
- d) Formulation of criteria for evaluation of Independent Directors and the Board;
- e) Devising a policy on Board diversity;
- f) Identifying persons who are qualified to become directors and who may be appointed in senior management in accordance with the criteria laid down and recommend to the Board their appointment and removal to enable succession planning for the Company.
- g) Recommend to the Board, all remuneration, in whatever form, payable to employees.
- h) To decide issues like ESOP schemes, Performance Incentive Schemes, Superannuation Benefits and any other Fringe Benefits which may be considered appropriate.

##### **Composition of the Committee and Attendance at meetings during the year**

As on March 31, 2023, the Nomination and Remuneration Committee comprises of Dr. Prashant Vasantrao Patil, Non-official Independent Director as Chairman, Shri Harish M. Joshi and Shri Jai Prakash Tomar, Non-official Independent Directors as the members of the Committee. The Committee was reconstituted during the year due to the following:

- Shri M. Arulmurugan, Non-Official Independent Director ceased to be Chairman/member w.e.f. 12.07.2022.
- Shri Sunil Kumar, Director (Government Nominee) ceased to be member w.e.f. 05.08.2022
- Dr. Prashant Vasantrao Patil, Non-Official Independent Director, nominated as Chairman w.e.f. 05.08.2022
- Shri Jai Prakash Tomar, Non-Official Independent Director, inducted as member w.e.f. 05.08.2022

The NRC met Two (2) times during Financial Year 2022-23 i.e., on 27.05.2022 and 20.06.2022. The dates on which NRC meetings were held and the attendance of the Members in these meetings is given below:

Sl. No.	Date of the Meeting	Name of the Members	Category	Attendance
1.	27.05.2022	Shri M. Arulmurugan Shri Sunil Kumar Shri Harish M. Joshi Dr. Prashant Vasantrao Patil	Non Official Independent Director - Chairman Director (Government Nominee) Non Official Independent Director Non Official Independent Director	Present Present Present Present

Sl. No.	Date of the Meeting	Name of the Members	Category	Attendance
2.	20.06.2022	Shri M. Arulmurugan Shri Sunil Kumar Shri Harish M. Joshi Dr. Prashant Vasantryao Patil	Non Official Independent Director - Chairman Director (Government Nominee) Non Official Independent Director Non Official Independent Director	Present Present Present Present

#### Performance Evaluation

EIL being a Government Company, the performance evaluation of the Directors is carried out by the Administrative Ministry (MoP&NG), Government of India, as per applicable Government guidelines. However, inputs on performance of Independent Directors are being provided to the Administrative Ministry as well as Department of Public Enterprises (DPE) as and when called for.

#### Remuneration of Directors

There is no pecuniary relationship or transactions of the Non-Executive Directors vis-à-vis the Company. The Non-official Independent Directors nominated on the Board do not draw any remuneration from the Company for their role as Director. During Financial Year 2022-23, the sitting fees for Non-official Independent Directors of the Company was revised w.e.f. 26.05.2022 to ₹40,000/- for each meeting of the Board of Directors and ₹30,000/- for each meeting of the Committees of the Board of Directors & Meeting of Independent Directors (once a year) attended by them. The Functional Directors including the Chairman & Managing Director are appointed by the Government of India and are being paid remuneration as per the terms of their appointment.

The details of remuneration paid to the Functional Directors during the financial year ended March 31, 2023 are as under:

(Amount in ₹)

S. No.	Name of Director	Gross Salary	Performance Related Pay/ Productivity Linked Reward	Other Benefits	Stock Option during the year 2022-23	Total
1.	Ms. Vartika Shukla	52,93,011	3,40,812	10,22,720	NA	66,56,543
2.	Shri R.K. Sabharwal (upto 31.05.2022)	8,49,922	3,05,442	3,82,572	NA	15,37,936
3.	Shri S.K. Handa (upto 30.09.2022)	25,67,616	3,01,322	6,30,807	NA	34,99,745
4.	Shri Ashok Kumar Kalra	49,12,469	2,85,490	8,79,568	NA	60,77,527
5.	Shri Sanjay Jindal (w.e.f. 10.06.2022)	39,79,011	1,98,287	7,40,631	NA	49,17,929
6.	Shri Atul Gupta (w.e.f. 16.08.2022)	31,77,400	1,77,045	6,26,414	NA	39,80,859
7.	Shri Rajiv Agarwal(w.e.f. 26.09.2022)	26,17,058	2,04,046	4,86,627	NA	33,07,731
8.	Shri Rajeev Gupta (w.e.f. 28.12.2022)	13,73,615	1,02,827	2,39,728	NA	17,16,170

The details of payments towards sitting fees to Independent Directors during the financial year ended March 31, 2023 are as under:-

(Amount in ₹)

Sl. No.	Name of Non-official Independent Director	Sitting Fees*		Total
		Board Meeting	Committee Meeting	
1.	Shri M. Arulmurugan (upto 12.07.2022)	1,05,000	90,000	1,95,000
2.	Shri Deepak Mhaskey	3,05,000	3,80,000	6,85,000
3.	Shri Harishkumar Madhusudan Joshi	3,05,000	3,50,000	6,55,000
4.	Dr. Prashant Vasantryao Patil	3,05,000	3,50,000	6,55,000
5.	Smt. Karuna Gopal Vartakavi	3,05,000	2,10,000	5,15,000
6.	Shri Ravi Shankar Prasad Singh	3,05,000	2,10,000	5,15,000
7.	Shri Jai Prakash Tomar	2,40,000	1,20,000	3,60,000
	<b>Total</b>	<b>18,70,000</b>	<b>17,10,000</b>	<b>35,80,000</b>

\*Gross fees excluding taxes as per applicable Tax Laws and Rules

#### iii) Stakeholders Relationship Committee of the Board

The Stakeholders' Relationship Committee has been constituted by the Board in compliance with the requirements of Section 178 (5) of the Companies Act and Regulation 20 of the SEBI Listing Regulations. As on March 31, 2023, the Committee comprises of Shri Jai Prakash Tomar, Non-official Independent Director as Chairman, Shri Ravi Shankar Prasad Singh, Non-official Independent Director, Director (HR) and Director (Finance) as members of the Committee.

**Terms of Reference**

The role of the Committee is as follows:

- Resolving the grievances of the security holders of the listed entity including complaints related to Transfer/Transmission of Shares, non-receipt of Annual Report, non-receipt of declared Dividends, issue of new/duplicate Certificates, General Meetings etc.
- Review of measures taken for effective exercise of voting rights by Shareholders.
- Review of adherence to the service standards adopted by the Company in respect of various services being rendered by the Registrar & Share Transfer Agent.
- Review of the various measures and initiatives taken by the Company for reducing the quantum of unclaimed dividends and ensuring timely receipt of Dividend Warrants/Annual Reports/Statutory Notices by the shareholders of the Company.

The Committee met once during Financial Year 2022-23. The date on which SRC meeting held and the attendance of the Members in this meeting is given below:

Sl. No	Date of the Meeting	Name of the Members	Category	Attendance
1.	20.06.2022	Shri Jai Prakash Tomar Shri Ravi Shankar Prasad Singh Shri Ashok Kumar Kalra Shri Sanjay Jindal	Non Official Independent Director-Chairman Non Official Independent Director Director (HR) Director (Finance)	Present Present Present Present

**Compliance Officer**

Shri Narendra Kumar, Sr. Manager (CS), is Compliance officer of the Company, responsible for compliance under SEBI Listing Regulations.

**Status of Investor Complaints**

Complaints pending on 01.04.2022	NIL
Complaints received during the financial year 2022-23	30
Complaints disposed off during the financial year 2022-23	30
Complaints pending as on 31.03.2023	NIL

**Transfer of Unclaimed/Unpaid Amounts to the Investor Education and Protection Fund:**

In accordance with the provisions of Section 124, 125 and other applicable provisions, if any, of the Companies Act read with Investors Education and Protection Fund Authority (Accounting, Audit, Transfer and Refund) Rules, 2016 (hereinafter referred to as 'IEPF Rules') (including any statutory modification(s) or re-enactment(s) thereof for the time being in force, the amount of dividend remaining unclaimed or unpaid for a period of seven years from the date of transfer to the Unpaid Dividend Account is required to be transferred to the Investor Education & Protection Fund (IEPF) maintained by the Central Government. In pursuance of this, the Unpaid Dividend which remained unclaimed and unpaid for the financial years 2014-2015 (interim), 2014-2015 (Final) and 2015-2016 (interim) have accordingly been transferred to IEPF on 05.05.2022, 11.10.2022 and 24.04.2023 respectively. Unpaid/Unclaimed Dividend for the Financial Year 2015-2016 (final) is due for transfer to IEPF on 19.10.2023 (tentative). The Company sends communication to the concerned shareholders well in advance, advising them to lodge their claim with respect to unclaimed dividend and shares before it is due for transfer to IEPF. The subsequent due dates of transfer of unpaid/unclaimed dividend to IEPF for the respective financial years have been provided herein below and also at Company's website. Therefore, the members who have not encashed their dividend so far for these years are also requested to write to the Company or its Registrar & Share Transfer Agent for claiming the unpaid dividend before their due dates of transfer to IEPF. Given below are the proposed dates for transfer of the unpaid/unclaimed dividend to IEPF by the Company:

Financial Year	Date of Declaration of Dividend	Proposed date for transfer to IEPF (Tentative Date)
2015-16 (Final)	19.09.2016	19.10.2023
2016-17(Interim)	16.03.2017	15.04.2024
2016-17(Final)	19.09.2017	18.10.2024
2017-18 (Interim)	12.03.2018	11.04.2025
2017-18 (Final)	19.09.2018	18.10.2025
2018-19 (Interim)	20.02.2019	19.03.2026
2018-19 (Final)	26.09.2019	25.10.2026
2019-2020 (Interim)	05.02.2020	04.03.2027

Financial Year	Date of Declaration of Dividend	Proposed date for transfer to IEPF (Tentative Date)
2019-2020 (Final)	28.09.2020	27.10.2027
2020-21 (Interim)	11.03.2021	10.04.2028
2020-21 (Final)	29.09.2021	28.10.2028
2021-22 (Interim)	09.02.2022	08.03.2029
2021-22 (Final)	27.09.2022	26.10.2029
2022-23 (Interim)	13.02.2023	12.03.2030

In accordance with Section 124(6) of the Companies Act, 2013 read with Rule 6(3)(a) of the Investor Education and Protection Fund Authority (Accounting, Audit, Transfer and Refund) Rules, 2016, all the shares in respect of which dividend have not been paid or claimed for seven consecutive years or more shall be transferred to IEPF. In this regard, the Company has completed the posting of specific communications to the concerned shareholders whose dividend has not been paid or claimed for seven consecutive years, at their latest available address and published a newspaper advertisement. The details of such shares are available on the Company's website at <https://www.engineersindia.com/Investor/Landing>

#### iv) Corporate Social Responsibility Committee

The Corporate Social Responsibility (CSR) Committee has been constituted by the Board in compliance with the requirements of Section 135 of the Companies Act, 2013. As on 31.03.2023, the CSR Committee comprises of Chairman & Managing Director as Chairman, Shri Deepak Mhaskey, Shri Ravi Shankar Prasad Singh, Non-official Independent Directors, Director (HR) and Director (Finance) as the members of the Committee.

##### Terms of reference

The terms of reference of the CSR Committee are:

- Formulate and recommend to the Board, a Corporate Social Responsibility Policy which shall indicate the activities to be undertaken by the company in areas or subject as specified in Schedule VII of the Companies Act, 2013;
- Recommend the amount of expenditure (Annual Budget) to be incurred on the activities referred to in clause (a); and
- Monitor the Corporate Social Responsibility Policy of the company from time to time.
- Approve the contribution on any projects/ activities as indicated at 8.3(b) above, having financial implication more than ₹ 25 lakhs.
- Recommend to the Board, for inclusion of any activities/project which is not covered in the broad plan as approved by the Board.
- Recommend to the Board, for approval for additional budget if expenditure exceeds the allocated amount against such projects/activities

The Board has adopted the CSR Policy as formulated and recommended by the Committee. The Annual Report on CSR activities for Financial Year 2022-23 forms part of the Board's Report.

The Committee met three (3) times during the year on 26.05.2022, 04.08.2022 and 02.02.2023. The dates on which CSR meetings were held and the attendance of the Members in this meeting is given below:

Sl. No.	Date of the Meeting	Name of the Members	Category	Attendance
1.	26.05.2022	Ms. Vartika Shukla <sup>1</sup> Shri Deepak Mhaskey Shri Ravi Shankar Prasad Singh Shri Ashok Kumar Kalra	C&MD-Chairman Non Official Independent Director Non Official Independent Director Director (HR)	Present Present Present Present
2.	04.08.2022	Ms. Vartika Shukla Shri Deepak Mhaskey Shri Ravi Shankar Prasad Singh Shri Ashok Kumar Kalra Shri Sanjay Jindal <sup>2</sup>	C&MD-Chairman Non Official Independent Director Non Official Independent Director Director (HR) Director (Finance)	Present Present Present Present Present
3.	02.02.2023	Ms. Vartika Shukla Shri Deepak Mhaskey Shri Ravi Shankar Prasad Singh Shri Ashok Kumar Kalra Shri Sanjay Jindal	C&MD-Chairman Non Official Independent Director Non Official Independent Director Director (HR) Director (Finance)	Present Present Present Present Present

<sup>1</sup>Ms. Vartika Shukla was holding additional charge of Director (Finance) till 10.06.2022.

<sup>2</sup>Shri Sanjay Jindal assumed charge of Director (Finance) w.e.f. 10.06.2022



**v) Risk Management Committee**

Risk Management Committee is a key governing body of the Risk Management function at EIL and has been constituted by the Board in compliance with the requirements of Regulation 20 of the SEBI Listing Regulation and the Companies Act and DPE guidelines on Corporate Governance. The Risk Management Committee (RMC) of the Board comprises both independent Directors and functional Directors and is headed by an Independent Director. The Risk Management Committee is supported by the Corporate Risk Assurance (CRA) group, which performs day-to-day activities required to maintain and improve Risk Management.

**Terms of Reference:**

The terms of reference of the Risk Management Committee are:

- (1) To formulate a detailed risk management policy which shall include:
  - a) A framework for identification of internal and external risks specifically faced by the listed entity, in particular including financial, operational, sectoral, sustainability (particularly, ESG related risks), information, cyber security risks or any other risk as may be determined by the Committee.
  - b) Measures for risk mitigation including systems and processes for internal control of identified risks.
  - c) Business continuity plan.
- (2) To ensure that appropriate methodology, processes and systems are in place to monitor and evaluate risks associated with the business of the Company;
- (3) To monitor and oversee implementation of the risk management policy, including evaluating the adequacy of risk management systems;
- (4) To periodically review the risk management policy, at least once in two years, including by considering the changing industry dynamics and evolving complexity;
- (5) To keep the board of directors informed about the nature and content of its discussions, recommendations and actions to be taken;
- (6) The appointment, removal and terms of remuneration of the Chief Risk Officer (if any) shall be subject to review by the Risk Management Committee.

The Committee guide Corporate Risk Assurance (CRA) group (a part of Company’s Risk Organizational Structure) in integration of Enterprise Risk Management (ERM) with other business planning, business strategy, management activities and operational objectives.

The status of Enterprise Risk Management (ERM) and Project Risk Management Plans (PRMPs) is reviewed on a Quarterly basis by the Risk Management Committee. The Risk Management Committee plays an active role in reviewing the status and providing the required interventions for improving the effectiveness of the Risk Management System and aligning it with business objectives.

**Composition of the Committee and Attendance at meetings during the year**

As on 31.03.2023, the Risk Management Committee comprises of Smt. Karuna Gopal Vartakavi, Non-official Independent Director as Chairman, Shri Ravi Shankar Prasad Singh Non-official Independent Director, Director (Technical), Director (Finance) and Director (Projects) as members of the Committee. The Committee was reconstituted during the year due to the following:

- Shri M. Arulmurugan, Non Official Independent Director, ceased to be member w.e.f. 12.07.2022.
- Smt. Karuna Gopal Vartakavi, Non-official Independent Director, nominated as Chairman of the Committee w.e.f. 05.08.2022.
- Shri Ravi Shankar Prasad Singh, Non-official Independent Directors was inducted as member w.e.f. 05.08.2022.

The Committee met four (4) times during the year on 26.05.2022, 04.08.2022, 09.11.2022 and 10.01.2023. The dates on which Risk Management Committee meetings held and the attendance of the Members in this meeting is given below:

Sl. No.	Date of the Meeting	Name of the Members	Category	Attendance
1.	26.05.2022	Shri M. Arulmurugan Smt. Karuna Gopal Vartakavi Shri S. K. Handa  Ms. Vartika Shukla <sup>1</sup>	Non Official Independent Director-Chairman Non Official Independent Director Director (Projects) C&MD holding Addl. Charge Director (Finance) and Director (Technical)	Present Present Present  Absent

Sl. No.	Date of the Meeting	Name of the Members	Category	Attendance
2.	04.08.2022	Smt. Karuna Gopal Vartakavi Shri S. K. Handa Ms. Vartika Shukla <sup>1</sup>  Shri Sanjay Jindal <sup>2</sup>	Non Official Independent Director-Chairman Director (Projects) C&MD holding Addl. Charge and Director (Technical) Director (Finance)	Present Present Present  Present
3.	09.11.2022	Smt. Karuna Gopal Vartakavi Shri Ravi Shankar Prasad Singh Shri Ashok Kumar Kalra <sup>3</sup> Shri Sanjay Jindal Shri Rajiv Agarwal <sup>4</sup>	Non Official Independent Director-Chairman Non Official Independent Director Director (HR) Director (Finance) Director (Technical)	Present Present Present Present Present
4.	10.01.2023	Smt. Karuna Gopal Vartakavi Shri Ravi Shankar Prasad Singh Shri Sanjay Jindal Shri Rajiv Agarwal Shri Rajeev Gupta <sup>5</sup>	Non Official Independent Director-Chairman Non Official Independent Director Director (Finance) Director (Technical) Director (Projects)	Present Present Present Present Absent

<sup>1</sup> Ms. Vartika Shukla, was holding membership in the Committee in the capacity of holding Addl. Charge of Director (Finance) till 10.06.2022 and Director (Technical) till 26.09.2022.

<sup>2</sup> Shri Sanjay Jindal assumed charge of Director (Finance) w.e.f. 10.06.2022

<sup>3</sup> Shri S. K. Handa, Director (Projects) ceased to be director w.e.f. 01.10.2022 on attaining the age of superannuation on 30.09.2022. Shri Ashok Kumar Kalra holds membership in the Committee in the capacity of holding Addl. Charge of Director (Projects) between 01.10.2022 to 28.12.2022

<sup>4</sup> Shri Rajiv Agarwal assumed charge of Director (Technical) w.e.f. 26.09.2022

<sup>5</sup> Shri Rajeev Gupta assumed charge of Director (Projects) w.e.f. 28.12.2022

#### vi) Human Resource Committee

HR Committee has been constituted to deal with some specific HR issues including revision in HR Policies and Rules. As on 31.03.2023, the HR Committee comprises of Chairman & Managing Director as Chairman, Smt. Karuna Gopal Vartakavi, Shri Jai Prakash Tomar, Non-official Independent Directors, Director (Commercial), Director (Technical), Director (Finance), Director (Projects) and Director (HR) as the members of the Committee.

The Committee met two (2) times during the year on 19.09.2022 and 09.01.2023. The dates on which HR Committee meetings were held and the attendance of the Members in this meeting is given below:

Sl. No.	Date of the Meeting	Name of the Members	Category	Attendance
1.	19.09.2022	Ms. Vartika Shukla <sup>1</sup>  Smt. Karuna Gopal Vartakavi Shri Jai Prakash Tomar Shri S.K. Handa Shri Ashok Kumar Kalra Shri Sanjay Jindal Shri Atul Gupta	C&MD & Addl. Charge Director (Technical)-Chairman Non Official Independent Director Non Official Independent Director Director (Projects) Director (HR) Director (Finance) Director (Commercial)	Present  Present Present Present Present Present Present
2.	09.01.2023	Ms. Vartika Shukla Smt. Karuna Gopal Vartakavi Shri Jai Prakash Tomar Shri Ashok Kumar Kalra Shri Sanjay Jindal Shri Atul Gupta Shri Rajiv Agarwal Shri Rajeev Gupta	C&MD-Chairman Non Official Independent Director Non Official Independent Director Director (HR) Director (Finance) Director (Commercial) Director (Technical) Director (Projects)	Present Present Present Present Present Present Present Present

<sup>1</sup> Ms. Vartika Shukla, C&MD was holding Addl. Charge of Director (Technical) w.e.f. 01.09.2021 till 26.09.2022.



**vii. Share Transfer Committee**

The Company has a Share Transfer Committee in place. Presently, the Share Transfer Committee comprises of three Directors viz. Director (Commercial), Director (HR) and Director (Finance). Senior most director is acting as Chairman of the meeting. The Committee met three (3) times during the Financial Year 2022-23.

**viii. Committee of Functional Directors**

The Board of Directors has constituted the Committee of Functional Directors of the Company to deliberate and decide on the matters as per Terms of reference in the Charter. The Committee is comprising of all functional Directors headed by C&MD as Chairman. The Committee met 49 times during the Financial Year 2022-23.

**4. Subsidiary Companies**

The Company is having one wholly owned subsidiary viz. Certification Engineers International Limited (CEIL). This subsidiary Company does not fall under the category of “Material non-listed Subsidiary Company” within the meaning of SEBI (Listing Obligations and Disclosure Requirements) Regulations, 2015 and DPE Guidelines on Corporate Governance. The Audit Committee of EIL has reviewed the financial statements and performance, in particular, the investments made by CEIL. The Minutes of the Board Meetings of CEIL have also been placed before the Board Meetings of EIL. The Board of Directors of the Company periodically review the details of all significant transactions and arrangements entered into by CEIL, being un-listed subsidiary Company. The Company has a policy for determining Material Subsidiaries and the same has also been posted on the website of the Company at <https://www.engineersindia.com/Investor/Landing>.

**5. General Body Meetings****(i) Annual General Meeting (AGM)**

The details of Annual General Meetings held during the last three years are as under:

AGM	Year	Day, Date & Time	Venue	Whether Special Resolution Passed or not
55 <sup>th</sup>	2019-20	Monday, 28.09.2020 3.00 P.M.	Virtual Meeting through Video Conferencing (VC)/ Other Audio Visual Means (OAVM)	No
56 <sup>th</sup>	2020-21	Wednesday, 29.09.2021 3.00 P.M.	(Deemed Venue for Meeting: Registered Office: EI Bhawan, 1, Bhikaji Cama Place, New Delhi – 110 066)	No
57 <sup>th</sup>	2021-22	Tuesday, 27.09.2022 3.00 P.M.		No

**ii) No Extra-ordinary General Meeting of the members was held during the financial year 2022-23.****iii) Postal Ballot:****(a) Details of special resolution passed by postal ballot**

For appointment of the following Non-Official Independent Director of the Company special resolution was passed through postal ballot on 12.08.2022.

**(b) Details of Voting Pattern:**

Name of Director for resolution was proposed	Votes in favour of the Resolution			Votes against the Resolution		
	No. of Members voted	No. of valid votes cast (shares)	% of total no. of valid votes cast	No. of Members voted	No. of valid votes cast (shares)	% of total no. of valid votes cast
Shri Harishkumar Madhusudan Joshi DIN: 01201050	2681	37,75,46,503	99.35	254	24,59,897	0.65
Shri Deepak Mhaskey DIN: 09396329	2629	35,44,37,082	93.27	305	2,55,68,712	6.73

Name of Director for resolution was proposed	Votes in favour of the Resolution			Votes against the Resolution		
	No. of Members voted	No. of valid votes cast (shares)	% of total no. of valid votes cast	No. of Members voted	No. of valid votes cast (shares)	% of total no. of valid votes cast
Dr. Prashant Vasant Rao Patil DIN: 01398774	2630	34,82,96,218	91.66	305	3,17,09,916	8.34
Smt. Karuna Gopal Vartakavi DIN: 05304803	2626	35,44,15,397	93.27	307	2,55,87,956	6.73
Shri Ravi Shankar Prasad Singh DIN: 09260909	2620	35,43,83,905	93.26	308	2,56,13,518	6.74
Shri Jai Prakash Tomar DIN: 09401504	2612	35,43,94,895	93.26	324	2,56,04,730	6.74

(c) Person who conducted the aforesaid postal ballot exercise:

Shri Sachin Agarwal, FCS-5774, Practising Company Secretaries of Agarwal S. & Associates, conducted the aforesaid postal ballot exercise in a fair and transparent manner.

(d) Whether any Special Resolution is proposed to be conducted through postal ballot:

No Special Resolution is currently proposed to be conducted through postal ballot.

(e) Procedure for Postal Ballot:

The Postal Ballot was carried out as per the provisions of Sections 108, 110 and other applicable provisions, if any, of the Act, read with Rule 20 and 22 of the Companies (Management and Administration) Rules, 2014, Regulations 44 of the Listing Regulations, Secretarial Standard on General Meetings issued by The Institute of Company Secretaries of India, each as amended, and in accordance with the requirements prescribed by the Ministry of Corporate Affairs vide General Circular No.14/2020 dated April 8, 2020, 17/2020 dated April 13, 2020, 22/2020 dated June 15, 2020, 33/2020 dated September 28, 2020, 39/2020 dated December 31, 2020, 10/2021 dated June 23, 2021, Circular No.20/2021 dated December 8, 2021, Circular No.3/2022 dated May 5, 2022 (MCA Circulars).

The Company had engaged the services of National Securities Depository Limited (NSDL) for providing remote e-Voting facilities to the Members, enabling them to cast their vote electronically and in a secure manner.

In compliance with the MCA Circulars, the Company sent the Postal Ballot Notice only in electronic form to those Members whose names appeared in the Register of Members/ List of Beneficial Owners as received from the Depositories/ Alankit Assignments Limited, the Company's Registrar and Transfer Agents as on Friday, July 8, 2022 (cut-off date) and whose email addresses were registered with the Company / RTA/Depository Participants (in case of electronic shareholding) who registered their email addresses in accordance with the process outlined in the Postal Ballot Notice.

The Scrutiniser, after the completion of scrutiny, submitted his report to Chairman & Managing Director who was authorised to accept, acknowledge and countersign the Scrutiniser's Report as well as declare the voting results. The consolidated results of the remote e-voting were then announced on August 12, 2022 and were also made available on the Company's website at [www.engineersindia.com](http://www.engineersindia.com) besides communicated to BSE Limited and National Stock Exchange of India Limited and NSDL.

**6. Means of Communication to the shareholders**

Quarterly, Half-Yearly and Annual Financial Results	<p>Published in widely circulated national newspapers such as Economic Times (all editions), Mint (All editions), Business Standard (All editions), Financial Express (All editions), Hindustan Times (Delhi) &amp; Times of India (Delhi) in English and Nav Bharat Times (Delhi) in Hindi.</p> <p>Post results, Earning Call is held where members of the financial community are invited to participate in the Q&amp;A session with the Company's Management. The key highlights are discussed and Investor /analyst queries are resolved in this forum. The quarterly, half-yearly, annual financial results, audio call recordings of the analyst calls and transcript are submitted with the stock exchange and also uploaded on the Company's website at <a href="http://www.engineersindia.com">www.engineersindia.com</a> in Investor Section.</p>
Website	Comprehensive information about the Company, its business and operations, Press Releases and Investor information can be viewed at the Company's website at <a href="http://www.engineersindia.com">www.engineersindia.com</a> . The "Investor" section serves to inform the investors by providing key and timely information like financial results, annual reports, shareholding pattern, presentations made to analysts, etc.
Whether it displays official news, releases and presentations made to media, analyst, institutional investors, etc.	Official media releases are sent to Stock Exchanges before their releases to the media for wider dissemination. Presentation are made to media, analysts, institutional investors etc. are posted on Company's website simultaneously posted on the stock exchange site.
Exclusive email id for redressal of investors' complaint	<a href="mailto:company.secretary@eil.co.in">company.secretary@eil.co.in</a> is exclusive email id for redressal of Investors' complaint.
Exclusive email id for registering/updating e-mail ids in terms of MCA circular issued regarding Green Initiative in Corporate Governance and provisions of Companies Act, 2013 read with Rules.	<a href="mailto:company.secretary@eil.co.in">company.secretary@eil.co.in</a>
Annual Reports	The Annual Report is available on the Company's website at <a href="http://www.engineersindia.com">www.engineersindia.com</a> . The Notice of the AGM alongwith Annual Report for Financial Year 2022-23 will be sent only through electronic mode to those Members whose email addresses are registered with the Company/Depositories. However, Members desiring a physical copy of the Annual Report for Financial Year 2022-23, may either write to us or email to us on <a href="mailto:company.secretary@eil.co.in">company.secretary@eil.co.in</a> , to enable the Company to dispatch a copy of the same. Please include details of Folio No./DP ID and Client ID and holding details in the said communication.
SEBI Complaints Redressal System (SCORES) :	A centralized web-based complaints redressal system, which serves as a centralized database of all complaints received, enables uploading of Action Taken Reports (ATRs) by the Concerned company and online viewing by the investors of action taken on the complaint and its current status.

## 7. General Shareholders Information

### i) 58<sup>th</sup> Annual General Meeting

Day & Date	Friday, 15 <sup>th</sup> September, 2023
Time	11.00 A.M. (IST)
Venue	The Company is conducting AGM through VC / OAVM pursuant to the MCA General Circular Nos. 10/2022 dated 28.12.2022 read within General Circular No. 20/2020 dated 05.05.2020 and 02/2022 dated 05.05.2022 (collectively referred to as "MCA" Circular). [Deemed Venue for Meeting: Registered Office: El Bhawan, 1, Bhikaji Cama Place, New Delhi-110 066]. For details, please refer to the Notice of this AGM.

### ii) Financial Year

April 1 to March 31 every year.

### iii) Record Date

The Record Date for the purpose of entitlement of Final Dividend for the financial year ended 31<sup>st</sup> March, 2023 is Friday, 25<sup>th</sup> August, 2023.

### iv) Dividend

The Board of Directors of the Company have recommended payment of Final Dividend of ₹1/- per share (on the face value of ₹5/- each) for the Financial Year ended 31<sup>st</sup> March, 2023 subject to approval of the shareholders in the ensuing AGM. This was in addition to the Interim Dividend of ₹2/- per share (on the face value of ₹5/- each). With this, the total dividend for the financial year 2022-23 works out to ₹3/- per share.

Date of Payment of Final Dividend, if approved, will be Monday, 25<sup>th</sup> September 2023.

### v) E-voting dates

The remote e-voting period begins on Monday, 11<sup>th</sup> September, 2023 at 9.00 A.M. (IST) and ends on Thursday, 14<sup>th</sup> September, 2023 at 5.00 P.M. (IST).

### vi) Listing on Stock Exchanges

The Company Equity Shares are listed on two Stock Exchanges in India viz.

- BSE Limited, Phiroze Jeejeebhoy Towers, Dalal Street, Mumbai - 400 001.
- National Stock Exchange of India Ltd., Exchange Plaza, 5th floor, Plot No. C/1, G Block, Bandra-Kurla Complex, Bandra (E), Mumbai - 400051.

The Company has paid Listing fees for the Financial Year 2022-23 to the above Stock Exchanges. The Company has also made the payment of Annual fee to National Securities Depository Limited (NSDL) and Central Depository Services (India) Limited (CDSL) for the Financial Year 2022-23.

### vii) Stock Code

ISIN INE510A01028

Scrip Code 532178

Scrip Symbol ENGINEERSIN

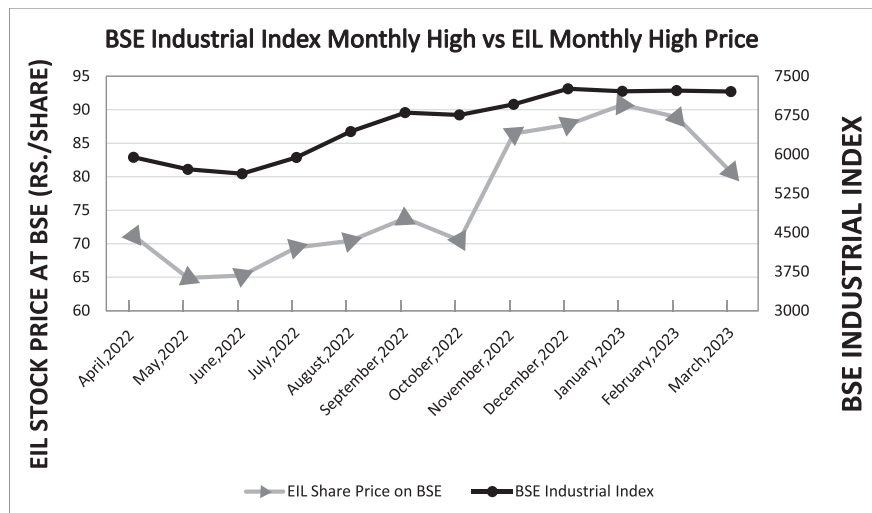
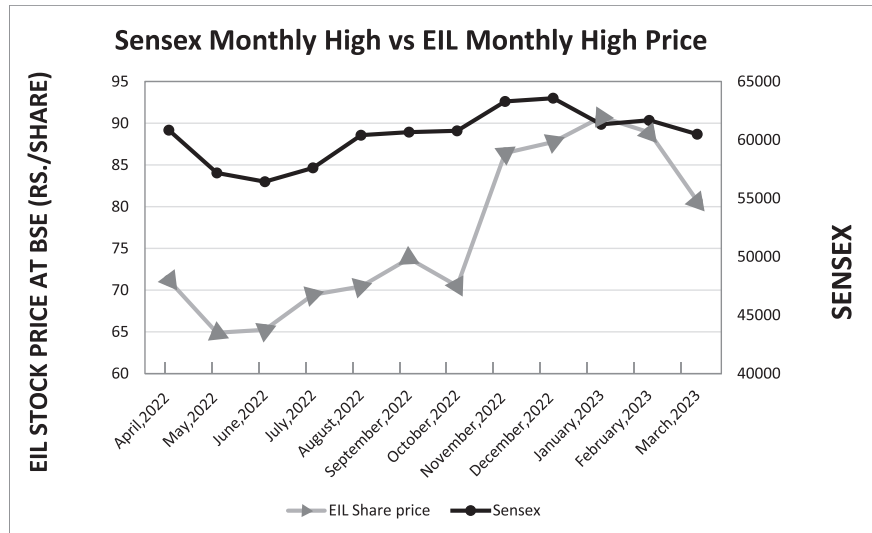
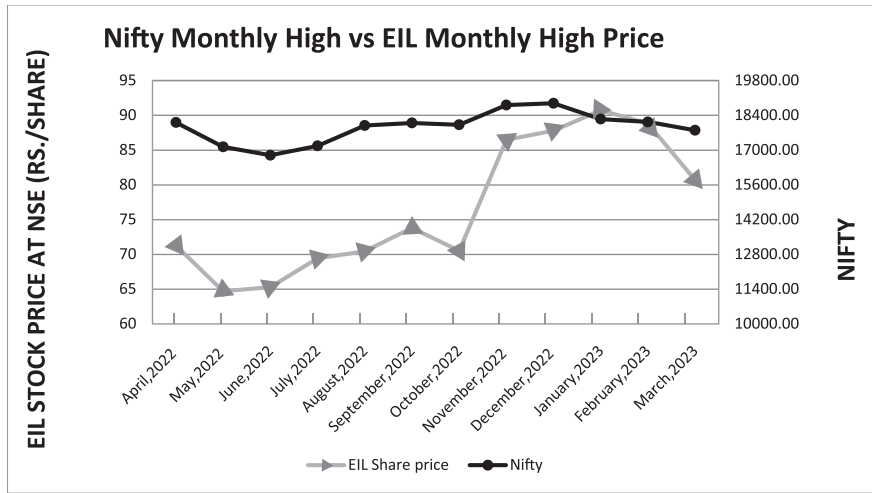
### viii) Monthly Share Price Data

(Amount in ₹)

Month & Year	Bombay Stock Exchange		National Stock Exchange	
	High	Low	High	Low
April, 2022	71.2	64.2	71.25	64.1
May, 2022	64.9	57.25	64.7	57.2
June, 2022	65.25	55.95	65.3	56
July, 2022	69.45	56.55	69.45	56.6
August, 2022	70.45	65.45	70.45	65.45
September, 2022	73.8	62.5	73.8	62.6
October, 2022	70.5	62.35	70.5	62.4
November, 2022	86.45	68.05	86.5	68.6
December, 2022	87.75	72.3	87.8	72.25
January, 2023	90.75	78.45	90.75	78.35
February, 2023	88.9	70.1	88.85	70.05
March, 2023	80.7	70.35	80.7	70.35



ix) Performance of EIL’s Share price in comparison to NIFTY/Sensex and BSE Industrial Index during the financial year 2022-23.



**ix) Liquidity**

EIL shares are actively traded on National Stock Exchange of India Limited and BSE Limited.

**(x) Dematerialization/Rematerialization of Shares****Shareholding in Demat Mode as on 31.03.2023**

Depository	No. of Shares	Percentage
NSDL	214955359	38.25
CDSL	346692077	61.68
<b>Total</b>	<b>561647436</b>	<b>99.93</b>

President of India has held 51.32% of the total shares, all in dematerialized form. Out of the balance 48.68% shares held by others, 48.61% have been held in dematerialized form as on March 31, 2023. The trading in the equity shares of the Company is compulsory in dematerialized segment as per Notification issued by the Securities and Exchange Board of India.

**Dematerialized/Rematerialized for the period from 01.04.2022 to 31.03.2023.**

	NSDL		CDSL	
	No. of Shares	Percentage	No. of Shares	Percentage
Dematerialized	42612	0.007	11629	0.002
Rematerialised	405	-	NIL	-
<b>Total</b>	<b>43017</b>	<b>0.007</b>	<b>11629</b>	<b>0.002</b>

**(xi) Distribution of Shareholding as on March 31, 2023.**

The shareholding in EIL by major categories of Shareholders as at the end of March 31, 2023 is presented hereunder:

**a. Shareholding Pattern**

S. No.	Category of Shareholders	No. of Shares held	% of Total
1	PROMOTERS	288458584.00	51.32
2	INDIVIDUALS	119630905.00	21.28
3	INSURANCE COMPANIES	47331971.00	8.42
4	FOREIGN PORTFOLIO - CORP.	44730595.00	7.96
5	OTHER MUTUAL FUND	41482585.00	7.38
6	NRI	5288704.00	0.94
7	DOMESTIC COMPANIES	8387296.00	1.49
8	HUF	5492753.00	0.98
9	CLEARING MEMBERS	865333.00	0.15
10	TRUSTS	206888.00	0.04
11	INVESTOR EDUCATION AND PROTECTION FUND	128432.00	0.02
12	OTHER BANK	37689.00	0.01
13	FOREIGN NATIONAL /ENTITY	400.00	0.00
14	CENTRAL GOVERNMENT	238.00	0.00
	<b>TOTAL</b>	<b>562042373.00</b>	<b>100.00</b>

**b. Distribution Schedule**

S. No.	Category	No. of Shareholders	% to Total Shareholders	No. of Shares	% of Total Shares
1	Up to 500	217091	84.04	28329874	5.04
2	501 - 1000	20866	8.08	16541411	2.94
3	1001 - 2000	10490	4.06	15741627	2.80
4	2001 - 3000	3573	1.38	9117105	1.62
5	3001 - 4000	1583	0.61	5694475	1.01
6	4001 - 5000	1301	0.50	6158816	1.10
7	5001 - 10000	2100	0.81	15441380	2.75
8	10001 and above	1322	0.51	465017685	82.74
	<b>Total</b>	<b>258326</b>	<b>100.00</b>	<b>562042373</b>	<b>100.00</b>

**(xii) Registrar & Share Transfer Agent (RTA)**

The Company has appointed M/s Alankit Assignments Limited as its Registrar and Share Transfer Agent (RTA) for handling all matters relating to the shares of EIL (both physical as well as demat mode). All matters relating to the shares of Engineers India Limited such as transfer, transmission, dematerialization, rematerialisation, dividend, change of address etc. and related correspondence and queries may be addressed to:-

**M/s Alankit Assignments Limited**

205-208, Anarkali Complex, Jhandewalan Extension

New Delhi-110055

Tel No.: 011-42541234

Fax No.: 011-42541201

Email : virenders@alankit.com

Website:www.alankit.com

**(xiii) Share Transfer System**

Members may please note that SEBI, vide its Circular No.SEBI/HO/MIRSD/MIRSD\_RTAMB/CIR/2022/8 dated January 25, 2022, has mandated Listed Companies to issue securities in demat form only (vide Gazette Notification dated January 24, 2022) while processing service requests viz. issue of duplicate share certificate; claim from Unclaimed Suspense Account, Renewal / Exchange of Share Certificate, Endorsement, Sub-division/ Splitting of share certificate, Consolidation of share certificates/folios, Transmission and Transposition. Accordingly, shareholders are requested to make service requests by submitting a duly filled and signed Form ISR-4, available on the Company's website at [www.engineersindia.com](http://www.engineersindia.com) and on the website of the Company's RTA at [www.alankit.com](http://www.alankit.com). It may be noted that any service request can be processed only after the folio is KYC compliant. In view of the same and to eliminate all risks associated with physical shares and avail various benefits of dematerialization, Members are advised to dematerialize the shares held by them in physical form. Members can contact the Company or Company's RTA, for assistance in this regard.

**(xiv) Norms for furnishing of PAN, KYC , Bank details and Nomination**

Pursuant to SEBI Circular No.SEBI/HO/MIRSD/MIRSD-PoD-1/CIR/2023/37 dated March 16, 2023, issued in supersession of earlier circulars issued by SEBI bearing nos.SEBI/HO/MIRSD RTAMB/P/CIR/2021/655 AND SEBI/HO/MIRSD/MIRSD RTAMB/P/CIR/2021/687 dated November 3, 2021 and December 14, 2021, respectively. SEBI has mandated all the listed companies to record PAN, Nomination, Contact details, Bank A/c details and Specimen signature for their corresponding folio numbers of holders of physical securities. The folios wherein any one of the cited documents/ details is not available on or after October 1, 2023, shall be frozen by the RTA.

**The securities in the frozen folios shall be eligible:**

- To lodge any grievance or avail of any service, only after furnishing the complete documents/ details as mentioned above;
- To receive any payment including dividend, interest or redemption amount (which would be only through electronic mode w.e.f. April 01, 2024) only after they comply with the above stated requirements.
- Frozen folios shall be referred by the RTA/Company to the administering authority under the Benami Transactions (Prohibitions) Act, 1988 and/or Prevention of Money Laundering Act, 2002, if they continue to remain frozen as on December 31, 2025.

The forms for updation of PAN, KYC, Bank details and Nomination viz.: ISR-1, ISR-2, ISR-3, SH-13 and the said SEBI circular are available on our website <https://www.engineersindia.com/Investor/Landing>. In view of the above, we urge Members holding shares in physical form to submit the required forms alongwith the supporting documents at the earliest.

The Company has dispatched letter to the Members holding shares in physical form in relation to the above referred SEBI Circular.

Members who hold shares in dematerized form and wish to update their PAN, KYC, Bank details and Nomination, are requested to contact their respective DPs.

**(xv) Dispute Resolution Mechanism**

SEBI vide its Circular No.SEBI/HO/MIRSD/MIRSD\_RTAMB/P/CIR/2022/76 dated May 30, 2022, issued a standard Operating Procedure (SOP) for dispute resolution under the Stock Exchange arbitration mechanism for disputes between a listed company and/or Registrar to an issue and share transfer agents and its shareholder(s)/investor(s).

The Company has complied with the same and the said SEBI circular are available on our website <https://www.engineersindia.com/Investor/Landing>

**(xvi) Demat Suspense Account**

Details of unclaimed shares in respect of EIL FPO-2010 and FPO-2013 are furnished below:-

Opening Balance as on 1.4.2022		Shareholders approached for Transfer of shares from Suspense Account during 2022-23		Shareholders to whom shares were transferred from Suspense Account during 2022-23		Closing Balance as on 31.03.2023	
Cases	Shares	Cases	Shares	Cases	Shares	Cases	Shares
7	1154	0	0	0	0	7	1154

The voting rights on the shares mentioned in the closing balances as stated above shall remain frozen till the rightful owner of such shares claims the shares.

**(xvii) Registered & Head Office**

Engineers India Bhavan, 1, Bhikaji Cama Place, New Delhi – 110066

CIN: L74899DL1965GOI004352

Tel: 011-26762121; Fax: 011-26178210, 26194715

Email: [eil.mktg@eil.co.in](mailto:eil.mktg@eil.co.in) Website: [www.engineersindia.com](http://www.engineersindia.com)

**(xviii) Regional Offices / Branch Office / Overseas Offices**

List of Regional Offices / Branch Office / Overseas Offices are given in back cover of annual report.

**(xvii) Auditors**

N. K. Bhargava & Co.

Chartered Accountants

C – 31 1st Floor Acharya Niketan Phase – I

Mayur Vihar Delhi – 110091

Tel. No : +91 (0) 11 22752376

Fax : +91 (0) 11 45784938

**xix) Address for correspondence**

All correspondence relating to the shares of the Company should be sent to the Company's Registrar & Share Transfer Agents as mentioned in Item 14 (xii) till further communication from the Company.

**8. Other Disclosures :**

- a) Related Party Transactions: The Company has formulated a policy on materiality of Related Party Transactions and also on dealing with Related Party Transactions and the same has been revised on 27.05.2022 in line with recent amendment in SEBI Listing Regulations. The same has been posted on the website of the Company at <https://www.engineersindia.com/Investor/Landing>. The Company gives the disclosure regarding the details of all the material transactions with related parties on quarterly basis along with the compliance report on Corporate Governance. As per Regulation 23(9) of SEBI Listing Regulations, the Company is also disclosing



Related Party Transactions on consolidated basis every Six months to Stock Exchanges. Further, suitable disclosure as required by the Accounting Standard (Ind AS-24) has been made in the notes to the Financial Statements.

- b) Accounting Treatment: The Financial statements have been prepared in accordance with the Indian Accounting Standards and as per generally accepted accounting principles.
- c) Proceeds from Public Issues, Right Issues and Preferential Issues: The Company has not raised any money through Public Issue, Right Issues or any Preferential Issues during the financial year 2022-23.
- d) Details of transactions between the Company and its subsidiaries, associates, key managerial personnel during the year 2022-23 are given in Note No.38 to the Annual Accounts for the year ended 31<sup>st</sup> March, 2023. These transactions do not have any potential conflict with the interests of the Company at large.
- e) There were no penalties or strictures imposed on the Company by any Statutory authorities for non-compliance on any matter related to capital markets, during the last three years. However, NSE and BSE has imposed fines as per SEBI Circular No. SEBI/HO/CFD/CMD/CIR/P/2020/12 dated January 22, 2020 for non-compliance of certain provisions of SEBI Listing Regulations. As the non-compliance was purely beyond the control of the Company, accordingly, representation were made to stock exchanges for waiver of fines. Simultaneously, the same was informed to the Board and communicated to the Administrative Ministry and is being regularly follow-up with MoPNG for appointment of sufficient number of Independent Directors on the Board of the Company in compliance with SEBI Listing Regulations. The details of fine imposed during FY 2022-23 and status of waiver as per the details given below:

NSE				BSE			
Quarter ended	Regulation under Non-Compliances made	Amount of Fine in ₹	Whether waiver received or not	Quarter ended	Regulation under Non-Compliances made	Amount of Fine in ₹	Whether waiver received or not
March, 2022	Regulation 18 & 19	1,32,160	received	March, 2022	Regulation 18 & 19	2,71,400	Pending
Sept., 2022	Regulation 17(1)	2,71,400	Pending	Sept., 2022	Regulation 17(1)	2,71,400	Pending
Dec., 2022	Regulation 17(1)	4,54,300	Pending	Dec., 2022	Regulation 17(1)	4,54,300	Pending

In terms of exchanges Policy on 'Processing of waiver applications by the Exchanges in case of commonly listed entities', NSE (being designated exchange in this regard) vide its letter no. NSE/LIST/SOP/0697 dated 21.09.2022 has waived of fine imposed under Regulation 17(1) for the quarter ended March 31, 2020 to December 31, 2021 as per the SoP for process of waiver of fines by the Exchanges in case of commonly listed entity, NSE being designated Stock Exchange for EIL. Further, the decision taken by one exchange on waiver request will be applicable to the same waiver request received by other exchanges to maintain uniformity in decision at both Exchanges. In view of approval accorded by NSE, it is construed that the above decision is binding on BSE. Though formal communication is yet to be received.

- f) The Company has in place a Vigil Mechanism/Whistle Blower Policy and no personnel has been denied access to the Audit Committee. The details of the same have also been posted on the website of the Company.
- g) The Company has complied with all mandatory requirements of SEBI (Listing Obligations and Disclosure Requirements) Regulations, 2015 and DPE Guidelines on Corporate Governance for CPSEs except the Composition of the Board with respect to Independent Directors during the year and Performance Evaluation of Independent Directors as required by Regulation 17 of SEBI (Listing Obligations and Disclosure Requirements) Regulations, 2015.
- h) No Presidential Directives have been received by the Company during the FY 2022-23. The Company has complied with all the presidential directives received in the past 3 years.
- i) Director(s) are nominated on training programmes and they have also attended various seminars/conferences from time to time.
- j) No Expenditures were debited in the Books of Accounts during the financial year 2022-23 which are not for the purposes of the Business.
- k) No expenses had been incurred which were personal in nature and incurred for the Board of Directors and the top Management.
- l) The administrative and office expenses are 3.77% of the total expenses in the financial year 2022-23 as against 3.75% during the financial year 2021-22.

- m) It is always Company's endeavour to present unqualified financial statements.
- n) Details of utilization of funds raised through preferential allotment or qualified institutions placement as specified under Regulation 32 (7A) of SEBI Listing Regulations-N.A.
- o) List of all credit ratings obtained by the Company for mobilization of funds -N.A
- p) The Board of Directors have also confirmed that in the opinion of the Board, the Independent Director(s) fulfill the conditions specified in the listing regulations and are independent of the management.
- q) The Company has obtained Directors' and Officers' Liability Insurance Coverage in respect of any legal action that might be initiated against Directors/ Officers of the Company.
- r) CEO/CFO Certification : The Chairman & Managing Director and Director (Finance) (CFO) have given the certificate to the Board as well as disclosed the required information to the Statutory Auditors and the Audit Committee in terms of SEBI (Listing Obligations and Disclosure Requirements) Regulations, 2015 and DPE Guidelines on Corporate Governance for CPSEs. The said certificate is annexed and forms part of the Annual Report.
- s) Certificate from Company Secretary in practice regarding debarment/disqualification of Directors: All the Directors of the Company have submitted a declaration stating that they are not debarred or disqualified by the Securities and Exchange Board of India / Ministry of Corporate Affairs or any such Statutory Authority from being appointed or continuing as Directors of Companies. M/s VAP & Associates, Practicing Company Secretaries, has submitted a certificate to this effect.
- t) A compliance certificate from M/s N. K. Bhargava & Co., Statutory Auditors, pursuant to the requirements of Schedule V to the Listing Regulations regarding compliance of conditions of Corporate Governance is attached.
- u) In the Current Financial Year, there has been no instance where Board has not accepted the recommendation of any Committee which is mandatorily required.
- v) Disclosures in relation to the Sexual Harassment of Women at Workplace (Prevention, Prohibition and Redressal) Act, 2013:
- (i) Number of complaints filed during the financial year : None
- (ii) Number of complaints disposed of during the financial year :N.A
- (iii) Number of complaints pending as at end of the financial year: None
- w) Disclosures regarding commodity price risk or foreign exchange risk and hedging activities are given in Note No.35 of the Notes to the Annual Accounts for the year ended 31<sup>st</sup> March, 2023.
- x) Total fees for all services paid by the listed entity and its subsidiaries, on a consolidated basis, to the Statutory Auditor is as under:

(₹in lakhs)

Particulars	2022-23	2021-22
For Audit	19.80	17.75
For Tax Audit	3.60	3.20
Others	14.82	11.84
<b>Total</b>	<b>38.22</b>	<b>32.79</b>

- y) The Company has not adopted any discretionary requirement as specified under Schedule II (Part E) of SEBI (Listing Obligations and Disclosure Requirements) Regulations, 2015.
- z) Particulars of Directors seeking appointment / re-appointment at the 58<sup>th</sup> Annual General Meeting have been provided in the Notice of the Annual General Meeting.



## CHAIRMAN AND MANAGING DIRECTOR (C&MD) AND CHIEF FINANCIAL OFFICER (CFO) CERTIFICATION

We Vartika Shukla, Chairman & Managing Director and Sanjay Jindal, Director (Finance) & CFO of Engineers India Limited certify that:

- A. We have reviewed Financial Results for the quarter and year ended 31<sup>st</sup> March 2023 and that to the best of our knowledge and belief:
- (1) these results do not contain any materially untrue statement or omit any material fact or contain statements that might be misleading;
  - (2) these results together present a true and fair view of the Company's affairs and are in compliance with existing accounting standards, applicable laws and regulations.
- B. There are, to the best of our knowledge and belief, no transactions entered into by the Company during the quarter and year which are fraudulent, illegal or violative of the Company's Code of Conduct.
- C. We accept responsibility for establishing and maintaining internal controls for financial reporting and that we have evaluated the effectiveness of internal control systems of the Company pertaining to financial reporting and we have disclosed to the auditors and the audit committee, deficiencies in the design or operation of such internal controls, if any, of which we are aware and the steps we have taken or propose to take to rectify these deficiencies.
- D. We have indicated to the Auditors and the Audit Committee:
- (1) Significant changes in internal control over financial reporting during the quarter and year;
  - (2) Significant changes in Accounting Policies during the quarter & year and that the same have been disclosed in the Notes to the Financial Results; and
  - (3) Instances of significant fraud of which we have become aware and the involvement therein, if any, of the management or an employee having a significant role in the Company's internal control system over financial reporting.

New Delhi  
May 26, 2023

Sd/-  
(Sanjay Jindal)  
Director (Finance) & CFO

Sd/-  
(Vartika Shukla)  
C&MD

## Independent Auditors' Certificate on Corporate Governance

To,  
The Members  
ENGINEERS INDIA LIMITED

We have examined the compliance of conditions of Corporate Governance by ENGINEERS INDIA LIMITED ("the company") for the year ended 31<sup>st</sup> March, 2023 as stipulated in Regulation 17 to 27, clauses (b) to (i) of Regulation 46(2) and paragraphs C, D, and E of Schedule V of the Securities and Exchange Board of India (Listing Obligations and Disclosure Requirements) Regulations, 2015 ("Listing Regulations") and Guidelines on Corporate Governance for Central Public Sector Enterprises issued by Department of Public Enterprises (DPE), Ministry of Finance, Government of India.

The Compliance of condition of Corporate Governance is the responsibility of the Management. Our examination was limited to review the procedures and implementation thereof, adopted by the Company for ensuring compliance of the condition of Corporate Governance as stipulated in said regulation and guidelines. It is neither an audit nor an expression of an opinion on the financial statements of the Company.

We conducted our examination of the relevant records of the Company in accordance with the guidance note on Reports or Certificates for special purposes (Revised 2016) issued by the Institute of Chartered Accountants of India. The Guidance Note requires that we comply with the ethical requirements of the Code of Ethics issued by the Institute of Chartered Accountants of India. We have complied with the relevant applicable requirements of the Standard on Quality (SQC) 1, Quality Control for firms that perform audits and reviews of historical financial information, and other assurance and related service engagements.

In our opinion and to the best of our information and according to the explanations given to us, we certify that the Company has complied with the conditions of Corporate Governance as stipulated in SEBI Listing Regulations and DPE guidelines on corporate governance, subject to the following:

1. As per Regulation 17(1)(b) of Securities and Exchange Board of India (Listing Obligations and Disclosure requirements) Regulations, 2015 and Clause 3.1.4 of DPE Guidelines, 2013, Company did not have requisite number of Independent Directors on the Board of the Company during the period from 16.08.2022 to 11.12.2022 and 28.12.2022 till 31.03.2023.
2. As per Regulation 17 (10) of the Securities and Exchange Board of India (Listing Obligations and Disclosure Requirements) Regulations, 2015, the Company has not carried out the performance evaluation of the independent directors.

We further state that such Compliance is neither an assurance as to the future viability of the Company nor the efficiency or effectiveness with which the Management has conducted the affairs of the Company.

**For N.K. Bhargava & Company**  
Chartered Accountants  
(Firm's Registration No. 000429N)

**Nikhil Bhargava**  
(Partner)

M. No. 512853

UDIN: 23512853BGXOEJ4774

Place : Delhi

Date : 26.05.2023



## SECRETARIAL AUDIT REPORT

FOR THE FINANCIAL YEAR ENDED 31<sup>ST</sup> MARCH, 2023

[Pursuant to section 204(1) of the Companies Act, 2013 and rule 9 of the Companies (Appointment and Remuneration of Managerial Personnel) Rules, 2014]

To  
The Members,  
Engineers India Limited ("EIL")  
Engineers India Bhawan, 1,  
Bhikaji Cama Place, New Delhi-110066.

We have conducted the secretarial audit of the compliance of applicable statutory provisions and the adherence to good corporate practices by Engineers India Limited (CIN: L74899DL1965GOI004352) (hereinafter called the 'Company'). Secretarial Audit was conducted in a manner that provided us a reasonable basis for evaluating the corporate conducts/statutory compliances and expressing our opinion thereon.

- A. Based on our verification of the Company's books, papers, minute books, forms and returns filed and other records maintained by the company and also the information provided by the Company, its officers and authorized representatives during the conduct of secretarial audit, we hereby report that in our opinion, the Company has, during the audit period covering the financial year ended on 31<sup>st</sup> March, 2023 (Audit Period) complied with the statutory provisions listed hereunder and also that the Company has proper Board processes and compliance mechanism in place to the extent, in the manner and subject to the reporting made hereinafter:
- B. We have examined the books, papers, minute books, forms and returns filed and other records maintained by the Company for the financial year ended on 31<sup>st</sup> March 2023 according to the provisions of:
- (i) The Companies Act, 2013 ('the Act') and the rules made thereunder;
  - (ii) The Securities Contracts (Regulation) Act, 1956 ('SCRA') and the rules made there under;
  - (iii) The Depositories Act, 1996 and the Regulations and Bye-laws framed there under;
  - (iv) Foreign Exchange Management Act, 1999 and the rules and regulations made there under to the extent of Foreign Direct Investment, Overseas Direct Investment and External Commercial Borrowings, to the extent applicable;
  - (v) The following Regulations and Guidelines prescribed under the Securities and Exchange Board of India Act, 1992 ('SEBI Act'), to the extent applicable:
    - a) Securities and Exchange Board of India (Listing Obligations and Disclosure Requirement) Regulations, 2015 and Amendments thereof;
    - b) Securities and Exchange Board of India (Issue of Capital and Disclosure Requirements), Regulations 2018, to the extent applicable;
    - c) Securities and Exchange Board of India (Substantial Acquisition of Shares and Takeovers) Regulations, 2011 and amendment thereof;
    - d) Securities and Exchange Board of India (Buyback of Securities) Regulations, 2018 and amendment thereof (**No such event during Audit Period**);
    - e) Securities and Exchange Board of India (Share Based Employee Benefits and Sweat Equity) Regulations, 2021 (**No such event during Audit Period**);
    - f) Securities and Exchange Board of India (Issue and Listing of Debt Securities) Regulations, 2008 and amendment thereof (**No such event during Audit Period**);
    - g) Securities and Exchange Board of India (Issue and Listing of Non-Convertible Securities) Regulations, 2021 (**No such event during Audit Period**);
    - h) Securities and Exchange Board of India (Prohibition of Insider Trading) Regulations, 2015 and amendment thereof;
    - i) Securities and Exchange Board of India (Delisting of Equity Shares) Regulations, 2021 (**No such event during Audit Period**);

- j) The Depositories Act, 1996 and the Regulations and Bye Laws framed there under to the extent of Regulation 76 of the Securities and Exchange Board of India (Depositories and Participant) Regulations, 2018;
- k) the Securities and Exchange Board of India (Registrar to an Issue and Share Transfer Agents) Regulation, 1993 regarding the Companies Act, 2013 and dealing with the client to the extent of securities issued.
- (vi) Guidelines on Corporate Governance for Central Public Sector Enterprises (CPSEs), 2010 issued by Department of Public Enterprises ('DPE Guidelines').
- (vii) We further report that, having regards to the compliance system prevailing in the Company for the specifically applicable laws to the Company as identified by the Management, are being verified on the basis of periodic certificate under internal Compliance system submitted to the Board of Directors of the Company.
- C. We have also examined compliance with the applicable clauses of the following:
- I. Secretarial Standards ('SS') with regard to Meetings of the Board of Directors (SS-1) and General Meetings (SS-2) issued by The Institute of Company Secretaries of India.
- II. Listing Agreements entered by the Company with the National Stock Exchange of India Limited (NSE) and the BSE.
- D. During the period under review, the Company has generally complied with the provisions of the Act, Rules, Regulations, Guidelines, Standards, etc. mentioned above subject to the following observations:
- i) *As per Regulation 17(1)(b) of LODR and Clause 3.1.4 of the DPE Guidelines, not less than fifty percent of the Board of Directors shall comprise of Independent directors, however, half of the Board did not comprise of Independent Directors from 16.08.2022 to 11.12.2022 and from 28.12.2022 till 31.03.2023.*
- ii) *As per Regulation 17(10) of LODR the Company has not carried out the performance evaluation of the independent directors. As per the information and explanation provided by the Company, EIL is a Public Sector Undertaking (Government Company) and the appointment of Directors, both Executive and Non-Executive are made by the Government of India.*
- E. **We further report that**
- I. The Board of Directors of the Company is duly constituted with proper balance of Executive Directors and Non-Executive Directors except as enumerated in para D(a) above regarding Non-executive Directors, Independent Directors. The changes in the composition of the Board of Directors that took place during the period under review were carried out in compliance with the provisions of the Act.
- II. Adequate notice is given to all Directors to schedule the Board Meetings, agenda and detailed notes on agenda were sent at least seven days in advance and a system exists for seeking and obtaining further information and clarifications on the agenda items before the meeting and for meaningful participation at the meeting.
- III. All decisions at Board Meetings and Committee Meetings are carried out by majority as recorded in the minutes of the meetings of the Board of Directors or Committee of the Board, as the case may be.
- F. **We further report that** based on the information provided and review of compliance reports taken on record by the Board of Directors of the Company, in our opinion, there are adequate systems and processes in the Company commensurate with the size and operations of the company to monitor and ensure compliance with applicable laws, rules, regulations and guidelines.
- G. **We further report that** based on the information provided, there were no specific events/actions having a major bearing on the Company's affairs in pursuance of the above referred laws during the audit period.

Note:

This report is to be read with our letter of even date which is annexed as "Annexure A" and forms an integral part of this report.

**For VAP & Associates**  
Company Secretaries  
FRN: S2014UP280200  
Peer Review No: 1083/2021

Place: Ghaziabad  
Date: 26.05.2023

**Parul Jain**  
Proprietor  
M. No. F8323  
CP No. 13901  
UDIN: F008323E000383907



To  
The Members,  
Engineers India Limited

Our report of even date is to be read along with this letter.

1. Maintenance of secretarial record is the responsibility of the management of the Company. Our responsibility is to express an opinion on these secretarial records based on our audit.
2. We have followed the audit practices and processes as were appropriate to obtain reasonable assurance about the correctness of the contents of secretarial records. The verification was done on test basis to ensure that correct facts are reflected in secretarial record. We believe that the process and practices, we followed provide a reasonable basis for our opinion.
3. The compliance of the provisions of corporate and other applicable laws, rules, regulations, standards is the responsibility of management. Our examination was limited to the verification of procedures on test check basis.
4. Our Audit examination is restricted only upto legal compliances of the applicable laws to be done by the Company, we have not checked the practical aspects relating to the same.
5. We have not verified the correctness and appropriateness of financial records and Books of Accounts of the company as well as correctness of the values and figures reported in various disclosures and returns as required to be submitted by the Company under the specified laws, though we have relied to a certain extent on the information furnished in such returns.
6. The compliance by the Company of applicable financial laws such as direct and indirect tax laws has not been reviewed in this Audit since the same have been subject to review by statutory auditors and other designated professionals and the contents of this Report has to be read in conjunction with and not in isolation of the observations, if any, in the report(s) furnished/to be furnished by any other auditor(s)/ agencies/authorities with respect to the Company.
7. Wherever required, we have obtained the management representation about the compliance of laws, rules and regulations and happening of events, etc.
8. The Secretarial Audit Report is neither an assurance as to future viability of the Company nor of the efficacy or effectiveness with which the management has conducted the affairs of the Company.

**For VAP & Associates**  
Company Secretaries  
FRN: S2014UP280200  
Peer Review No: 1083/2021

**Parul Jain**  
Proprietor  
M. No. F8323  
CP No. 13901

Place : Ghaziabad  
Date : 26.05.2023

# Independent Auditor's Report

TO

**THE MEMBERS OF  
ENGINEERS INDIA LIMITED**

**Report on the Audit of Standalone Financial Statements**

## Opinion

We have audited the accompanying Standalone Financial Statements of **ENGINEERS INDIA LIMITED** ("the company"), which comprise the Balance Sheet as at 31 March 2023, the statement of Profit and Loss (including other comprehensive income), the Statement of Changes in Equity and the Cash Flow Statement for the year then ended, and notes to the financial statements, including a summary of significant accounting policies and other explanatory information (hereinafter referred to as "the standalone financial statements").

In our opinion and to the best of our information and according to the explanations given to us, the aforesaid standalone financial statements give the information required by the Companies Act, 2013 ("the Act") in the manner so required and give a true and fair view in conformity with the accounting principles generally accepted in India, of the state of affairs of the Company as at 31 March 2023, its profit (including other comprehensive income), changes in equity and its cash flows for the year ended on that date.

## Basis for Opinion

We conducted our audit of standalone financial statements in accordance with the Standards on Auditing ("SAs") specified under section 143(10) of the Act. Our responsibilities under those Standards are further described in the Auditor's Responsibilities for the Audit of the Standalone financial statements section of our report. We are independent of the Company in accordance with the Code of Ethics issued by the Institute of Chartered Accountants of India ("ICAI") together with the ethical requirements that are relevant to our audit of the standalone financial statements under the provisions of the Act and the Rules made thereunder, and we have fulfilled our other ethical responsibilities in accordance with these requirements and the ICAI's Code of Ethics. We believe that the audit evidence we have obtained is sufficient and appropriate to provide a basis for our opinion.

## Emphasis of Matter Paragraph

We draw reference to Note 40 and Note 52 to the standalone financial statements concerning ongoing litigation as a going concern in respect of matters indicated therein involving a sum of ₹ 26,255.60 Lakhs (Commercial claims including employee's claims). Any adverse impact of litigation is currently not ascertainable and therefore has been disclosed as contingent liability.

Our opinion is not modified in respect of the said matter.

## Key Audit Matters

Key audit matters are those matters that, in our professional judgment, were of most significance in our audit of the standalone financial statements of the current period. These matters were addressed in the context of our audit of the standalone financial statements as a whole, and in forming our opinion thereon, and we do not provide a separate opinion on these matters. We have determined the matters described below to be the key audit matters to be communicated in our report:

### 1. Estimation in relation to Percentage Completion Method

The Company recognizes revenue using the percentage of completion method. This method involves management estimates w.r.t cost and outcomes of long-term construction and service contracts. Revenue recognition in this regard is complex because it is based on the management estimates, assessments and judgments of:

- estimated contract revenue and estimated costs;
- the assessment of stage of completion of respective jobs;
- total efforts incurred till date and balance efforts required to complete the remaining Contract Performance obligations;
- changes in work scope;
- the probability of customer approval of variations and claims; and
- probability of levy for liquidated damages, Warranty/Guarantee and price reduction for delay or waiver/ reduction of such levies.





Audit procedures were carried out for verifying the revenue recognized from such contracts, and for that purpose, we:

- selected samples of contracts and evaluated the design of internal controls relating to recording of efforts incurred and estimation of efforts required to complete the performance obligations;
- assessed management's estimates of total contract revenue, contract costs and recalculated the stage of completion based on actual costs incurred till date for a sample of contracts;
- selected a sample of contracts and performed a review of efforts incurred with estimated efforts to identify significant variations, if any and verify whether those variations have been considered while estimating the remaining efforts required to complete the respective contract;
- reviewed samples of contracts with unbilled revenues to identify possible delays in achieving milestones and change if any, required in estimated efforts to complete the remaining performance obligations by the company;
- performed analytical procedures and test of details for reasonableness of incurred and estimated efforts.

This has been considered as a key audit matter because of the involvement of management's judgment and estimates in recognizing revenue from such contracts and potential variations that may have consequential impact on the profitability of the company.

## 2. Arbitration Proceedings in case of M/s Fernas Construction India Private Limited

In April, 2016, the company terminated an existing contract with M/s Fernas Construction India Private Limited ("contractor") consequent to the findings of an investigating agency that certificates submitted for qualifying the contract was bogus. Subsequently, the company is completing the contract at the risk and cost of contractor in terms of provision of the contract.

The matter has been referred to the Arbitral Tribunal wherein the contractor has filed its claim amounting to ₹ 40,960.75 Lakhs against the company. The company has filed its reply along with its counter claim and application to implead the parent company of the contractor, decisions on which is pending with the Arbitral Tribunal.

During the financial year 2018-19, a third-party creditor of the contractor has filed an application against the contractor with National Company Law Appellate Tribunal (NCLAT) under Insolvency and Bankruptcy Code, 2016 (IBC). Interim Resolution Professional (IRP) has been appointed and hence arbitration proceedings have been stayed sine die.

EIL has filed its claim against the contractor with the IRP. Hon'ble Supreme Court, on the application of the contractor has stayed the Resolution proceedings. The company has approached Arbitral Tribunal and NCLT for revival of counter claims wherein the company has been directed to approach the appropriate forum and accordingly company has filed an impleadment application before the Hon'ble Supreme Court. Refer Note 51 to the standalone financial statements.

This has been considered as a key audit matter given the uncertain outcome of legal proceedings/arbitral proceedings and the involvement of management's judgement and estimates in relation to the same and any variation may have consequential impact on the profitability of the company.

The status of such job has been reviewed on regular basis. Also outcome of the legal proceedings was reviewed time to time. Based on the management's assessment, the management has not considered any possible obligation on this account requiring future probable outflow of resources of the company and accordingly no provision has been made nor disclosed as Contingent Liability in the standalone financial statements of the company.

## **Information Other than the Standalone Financial Statements and Auditor's Report Thereon**

The Company's Board of Directors is responsible for the preparation of other information. The other information comprises the Management Discussion and Analysis, Director's Report including annexures to Director's Report, Business Responsibility Report, Corporate Governance, Ten years' Performance at a Glance and Chairman's Statement included in the Annual Report of the company, but does not include the standalone financial statements and our auditor's report thereon. The Annual Report is expected to be made available to us after the date of this auditor's report.

Our opinion on the standalone financial statements does not cover the other information and we do not express any form of assurance conclusion thereon.

In connection with our audit of the standalone financial statements, our responsibility is to read the other information identified above when it becomes available and, in doing so, consider whether the other information is materially inconsistent with the standalone financial statements or our knowledge obtained during the course of audit, or otherwise appears to be materially misstated.

On reading the Annual report, if we conclude that there is a material misstatement therein, we are required to communicate the matter to those charged with governance and take necessary actions as per applicable laws and regulations.

### **Responsibilities of Management and those Charged with Governance for the Standalone Financial Statements**

The Company's Board of Directors is responsible for the matters stated in section 134(5) of the Act with respect to the preparation of these standalone financial statements that give a true and fair view of the financial position, financial performance (including other comprehensive income), changes in equity and cash flows of the company in accordance with the accounting principles generally accepted in India, including the Indian Accounting Standards specified in the Companies (Indian Accounting Standards) Rules, 2015 (as amended) under section 133 of the Act. This responsibility also includes maintenance of adequate accounting records in accordance with the provisions of the Act for safeguarding of the assets of the company and for preventing and detecting frauds and other irregularities; selection and application of appropriate accounting policies; making judgments and estimates that are reasonable and prudent; and design, implementation and maintenance of adequate internal financial controls, that were operating effectively for ensuring the accuracy and completeness of the accounting records, relevant to the preparation and presentation of the standalone financial statements that give a true and fair view and are free from material misstatement, whether due to fraud or error.

In preparing the standalone financial statements, Management is responsible for assessing the Company's ability to continue as a going concern, disclosing, as applicable, matters related to going concern and using the going concern basis of accounting unless management either intends to liquidate the company or to cease operations, or has no realistic alternative but to do so.

The Board of Directors are also responsible for overseeing the Company's financial reporting process.

### **Auditor's Responsibilities for the Audit of the Standalone Financial Statements**

Our objectives are to obtain reasonable assurance about whether the standalone financial statements as a whole are free from material misstatement, whether due to fraud or error, and to issue an auditor's report that includes our opinion. Reasonable assurance is a high level of assurance, but is not a guarantee that an audit conducted in accordance with SAs will always detect a material misstatement when it exists. Misstatements can arise from fraud or error and are considered material if, individually or in the aggregate, they could reasonably be expected to influence the economic decisions of users taken on the basis of these Standalone Financial Statements.

**As part of an audit in accordance with SAs, we exercise professional judgment and maintain professional skepticism throughout the audit. We also:**

- Identify and assess the risks of material misstatement of the standalone financial statements, whether due to fraud or error, design and perform audit procedures responsive to those risks, and obtain audit evidence that is sufficient and appropriate to provide a basis for our opinion. The risk of not detecting a material misstatement resulting from fraud is higher than for one resulting from error, as fraud may involve collusion, forgery, intentional omissions, misrepresentations, or the override of internal control.
- Obtain an understanding of internal financial controls relevant to the audit in order to design audit procedures that are appropriate in the circumstances. Under section 143(3)(i) of the Act, we are also responsible for expressing our opinion on whether the Company has adequate internal financial controls system in place and the operating effectiveness of such controls.
- Evaluate the appropriateness of Accounting policies used and the reasonableness of accounting estimates and related disclosures made by Management.
- Conclude on the appropriateness of Management's use of the going concern basis of accounting and, based on the audit evidence obtained, whether a material uncertainty exists related to events or conditions that may cast significant doubt on the company's ability to continue as a going concern. If we conclude that a material uncertainty exists, we are required to draw attention in our Auditor's Report to the related disclosures in the standalone financial statements or, if such disclosures are inadequate, to modify our opinion. Our conclusions are based on the audit evidence obtained up to the date of our auditor's report. However, future events or conditions may cause the company to cease to continue as a going concern.
- Evaluate the overall presentation, structure and content of the standalone financial statements, including the disclosures, and whether the standalone financial statements represent the underlying transactions and events in a manner that achieves fair presentation.

Materiality is the magnitude of misstatements in the standalone financial statements that, individually or in aggregate, makes it probable that the economic decisions of reasonably knowledgeable user of the financial statements may be influenced. We consider quantitative materiality and qualitative factors in (i) planning the scope of our audit work and in evaluating the results of our work; and (ii) to evaluate the effect of any identified misstatements in the financial statements.

We communicate with those charged with governance regarding, among other matters, the planned scope and timing of the audit and significant audit findings, including any significant deficiencies in internal control that we identify during our audit.

We also provide those charged with governance with a statement that we have complied with relevant ethical requirements regarding independence, and to communicate with them all relationships and other matters that may reasonably be thought to bear on our independence, and where applicable, related safeguards.



From the matters communicated with those charged with governance, we determine those matters that were of most significance in the audit of the standalone financial statements of the current period and are therefore the key audit matters. We describe these matters in our auditor's report unless law or regulation precludes public disclosure about the matter or when, in extremely rare circumstances, we determine that a matter should not be communicated in our report because the adverse consequences of doing so would reasonably be expected to outweigh the public interest benefits of such communication.

#### Report on Other Legal and Regulatory Requirements

1. As required by the Companies (Auditor's Report) Order, 2020 ("the Order"), issued by the Central Government of India in terms of sub-section (11) of section 143 of the Act, we give in the "Annexure A", a statement on the matters specified in paragraphs 3 and 4 of the Order, to the extent applicable.
2. The Comptroller and Auditor General of India has issued Directions indicating the areas to be examined in terms of sub section (5) of section 143 of the Act, compliance of which are set out in "Annexure B".
3. As required by Section 143(3) of the Act, we report that:
  - (a) We have sought and obtained all the information and explanations which to the best of our knowledge and belief were necessary for the purposes of our audit.
  - (b) In our opinion, proper books of account as required by law have been kept by the company so far as it appears from our examination of those books.
  - (c) The Balance Sheet, the Statement of Profit and Loss (including other comprehensive income), the Statement of Changes in Equity and the Cash Flow Statement dealt with by this Report are in agreement with the books of account.
  - (d) In our opinion, the aforesaid standalone financial statements comply with the Indian Accounting Standards specified in the Companies (Indian Accounting Standards) Rules, 2015 (as amended) under Section 133 of the Act.
  - (e) As per notification number G.S.R. 463(E) dated 5 June, 2015 issued by Ministry of Corporate Affairs, section 164(2) of the Act regarding the disqualifications of Directors is not applicable to the company, since it is a Government Company.
  - (f) With respect to the adequacy of the internal financial controls with reference to financial statements of the company and the operating effectiveness of such controls, refer to our separate Report in "Annexure C". Our report expresses an unmodified opinion on the adequacy and operating effectiveness of the company's internal financial controls with reference to financial statements.
  - (g) With respect to the other matters to be included in the Auditor's Report, as per notification number G.S.R. 463(E) dated 5 June, 2015 issued by Ministry of Corporate Affairs, section 197(16) of the Act regarding the Managerial remuneration is not applicable to the company, since it is a Government Company.
  - (h) With respect to the other matters to be included in the Auditor's Report in accordance with Rule 11 of the Companies (Audit and Auditors) Rules, 2014 (as amended), in our opinion and to the best of our information and according to the explanations given to us:
    - i. The Company has disclosed the impact of pending litigations on its financial position in its standalone financial statements – Refer Note 40 to the standalone financial statements;
    - ii. The Company has made provision, as required under the applicable law or accounting standards, for material foreseeable losses, if any, on long term contracts including derivative contracts - Refer Note 53 to the standalone financial statements; and
    - iii. There has been no delay in transferring amounts, required to be transferred, to the Investor Education and Protection Fund by the company.

**For N K Bhargava & Co.**  
Chartered Accountants  
(Firm's Registration No. 000429N)

Sd/-  
**Nikhil Bhargava**  
(Partner)

Place: New Delhi  
Date: 26 May 2023

M. No. 512853  
UDIN:23512853BGXOEH8794

## Annexure A to Independent Auditors' Report

Referred to Paragraph 1 under the heading of "Report on Other Legal and Regulatory Requirements" of our report of even date

- i. (a) (A) The company has maintained proper records showing full particulars, including quantitative details and situation of Property, plant and equipment.
- (B) The company has maintained proper records showing full particulars of Intangible Assets.
- (b) The company has a regular programme of physical verification of its Property, plant and equipment by which Property, plant and equipment are verified in a phased manner over a period of three years, which in our opinion, is reasonable having regard to the size of the company and the nature of its assets. In accordance with this programme, certain Property, plant and equipment were physically verified by the Management during the year and according to information and explanations given to us, no material discrepancies were noticed on such verification.
- (c) According to the information and explanations given to us by the management and on the basis of our examination of the records of the company, title deeds of all the immovable properties (other than properties where the company is the lessee and the lease agreements are duly executed in favour of the lessee) disclosed in the financial statements are held in the name of the company, except in the following cases:

Description of property	Gross carrying value (₹ in Lakhs)	Held in name of	Whether promoter, director or their relative or employee	Period held – indicate range, where appropriate	Reason for not being held in name of company
Two Flats at Viman Nagar, Pune	8.45	Engineers India Limited	No	02-08-1991	Following documents are available: 1. Agreement 2. Sales Deed However, property card of said flat are still awaited.
Six Flats in Andheri East, Mumbai	9.93	Engineers India Limited	No	29-12-1977	Following documents are available: 1. Registered sales agreement 2. Share certificate issued by Andheri Garden View Co Op Housing Society Ltd. However, property card of said flat are still awaited.

- (d) According to the information and explanations given to us by the management and on the basis of our examination of the records of the company, the company has not revalued its Property, Plant and Equipment (including Right of Use assets) or intangible assets or both during the year.
- (e) According to the information and explanations given to us by the management and on the basis of our examination of the records of the Company, there are no proceedings initiated or pending against the Company for holding any benami property under the Prohibition of Benami Property Transactions Act, 1988 and rules made thereunder.
- ii. (a) The inventory has been physically verified by the management during the year. In our opinion, the frequency of such verification is reasonable and procedures and coverage as followed by management were appropriate. No discrepancies were noticed on verification between the physical stocks and the book records that were 10% or more in the aggregate for each class of inventory.
- (b) According to the information and explanations given to us by the management and on the basis of our examination of the records of the Company, the Company has not been sanctioned working capital limits from banks or financial institutions.
- iii. According to the information and explanations given to us by the management, the Company has not made investments in, provided any guarantee or security or granted any loans or advances in the nature of loans, secured or unsecured, to companies, firms, Limited Liability Partnerships or any other parties, except in following cases, the company has made following investment, during the year:

(₹ in Lakhs)

Name Of Entity	Relation	Investment as on 31 <sup>st</sup> March, 2022	Investment during year	Investment as on 31 <sup>st</sup> March, 2023
Ramagundam Fertilizers and Chemicals Limited	Joint Venture	49,146.24	-	49,146.24
Bharat Energy Office LLC	Associate Company	75.97	-	75.97

- (a) According to the information and explanations provided to us by the management, the company during the year has not provided loans or advances in the nature of loans, or stood guarantee, or provided security to any other entity.
- (b) In our opinion and according to the information and explanations given to us by the management, the terms and conditions for the investment made by the company are, prima facie, not prejudicial to the interest of the company.
- (c) In our opinion and according to the information and explanations given to us by the management, the company has not provided any loans and advances in the nature of loans. Accordingly, clause 3(iii)(c) of the Order is not applicable.
- (d) In our opinion and according to the information and explanations given to us by the management, no loans and advances have been provided by the company. Accordingly, clause 3(iii)(d) of the Order is not applicable.
- (e) In our opinion and according to the information and explanations given to us by the management, no loans and advances have been provided by the company. Accordingly, clause 3(iii)(e) of the Order is not applicable.
- (f) In our opinion and according to the information and explanations given to us by the management, the company has not granted any loans or advances in the nature of loans either repayable on demand or without specifying any terms or period of repayment. Accordingly, clause 3(iii)(f) of the Order is not applicable.
- iv. In our opinion and according to the information and explanations given to us by the management, the company has complied with the provisions of section 185 and 186 of the Act, with respect to the grant of loan, making investment, providing guarantees and securities, as applicable.
- v. In our opinion and according to the information and explanations given to us by the management, the company has not accepted any deposits from the public within the meaning of Sections 73, 74, 75 and 76 of the Companies Act, 2013 or any other relevant provisions of the Companies Act and the rules made there under. Accordingly, clause 3(v) of the order is not applicable.
- vi. As per the information and explanations given to us by the management, the maintenance of cost records has not been prescribed by the Central Government under section 148(1) of the Companies Act, 2013 for services rendered by the company.
- vii. (a) According to the information and explanations given to us and on the basis of our examination of the books of account of the company, the company is regular in depositing undisputed statutory dues including Goods and Services Tax, provident fund, employees' state insurance, income-tax, sales-tax, service tax, duty of customs, duty of excise, value added tax, cess and any other statutory dues to the appropriate authorities, as applicable.

According to the information and explanations given to us and on the basis of our examination of the books of accounts, no undisputed amounts payable in respect of Provident Fund, Income Tax, GST, Sales Tax, Service Tax, Custom Duty, Value Added Tax, Cess and any other statutory dues were in arrears as at 31 March 2023 for a period more than six months from the date they became payable.

- (b) According to the information and explanations given to us, the following dues of sales tax and service tax have not been deposited by the company on account of disputes:

S. No	Name of Statute	Nature of Dues	Forum where dispute is pending	Period to which amount relates	Amount Inc. Interest (₹ In Lakhs)
1.	Sales Tax	VAT	Andhra Pradesh High Court	April 2014 to June 2017	150.14
2.	Sales Tax	VAT	Andhra Pradesh High Court	April 2014 to June 2017	291.94
3.	Sales Tax	VAT	Karnataka High Court	F.Y. 2009-10	4540.02
4.	Sales Tax	VAT	Karnataka High Court	F.Y. 2010-11	36,492.56
5.	Sales Tax	VAT	Karnataka High Court	F.Y. 2013-14	790.48
6.	Sales Tax	VAT	Karnataka High Court	F.Y. 2014-15	991.66
7.	Sales Tax	VAT	Karnataka High Court	F.Y. 2015-16	717.55
8.	Sales Tax	VAT	Karnataka High Court	F.Y. 2016-17	60.39
9.	Service Tax	Service Tax	Commissioner Appeals - II	F.Y. 2016-17	3.71
10.	Service Tax	Service Tax	Commissioner Appeals - II	April 2017 to June 2017	3.95
11.	Sales Tax	VAT	Joint Commissioner (Appeals)	April 2017 to June 2017	15.77

- viii. According to the information and explanations given to us by the management and on the basis of our examination of the records of the Company, the Company has not surrendered or disclosed any transactions, previously unrecorded as income in the books of account, in the tax assessments under the Income-tax Act, 1961 as income during the year.
- ix. (a) In our opinion and according to the information and explanations given to us by the management and on the basis of our examination of the records of the Company, the company did not have any loans or borrowings from any lender during the year. Accordingly, paragraph 3(ix)(a) of the order is not applicable.
- (b) According to the information and explanations given to us by the management and on the basis of our examination of the records of the Company, the Company has not been declared a wilful defaulter by any bank or financial institution or government or government authority.
- (c) In our opinion and according to the information and explanations given to us by the management, the Company has not obtained any term loans. Accordingly, clause 3(ix)(c) of the Order is not applicable.
- (d) In our opinion and according to the information and explanations given to us by the management and on an overall examination of the balance sheet of the Company, we report that no funds have been raised on short-term basis by the Company. Accordingly, clause 3(ix)(d) of the Order is not applicable.
- (e) In our opinion and according to the information and explanations given to us by the management and on an overall examination of the financial statements of the Company, we report that the Company has not taken any funds from any entity or person on account of or to meet the obligations of its subsidiaries as defined under the Companies Act, 2013. Accordingly, clause 3(ix)(e) of the Order is not applicable.
- (f) In our opinion and according to the information and explanations given to us by the management and audit procedures performed by us, we report that the Company has not raised loans during the year on the pledge of securities held in its subsidiaries as defined under the Companies Act, 2013. Accordingly, clause 3(ix)(f) of the Order is not applicable.
- x. (a) The company did not raise any money by way of initial public offer or further public offer (including debt instruments) during the year. Accordingly, clause 3(x)(a) of the Order is not applicable.
- (b) According to the information and explanations given to us by the management, the company has not made any preferential allotment or private placement of shares or convertible debentures (fully, partially or optionally convertible) during the year. Accordingly, clause 3(x)(b) of the Order is not applicable.
- xi. (a) According to the information and explanations given to us by the management and based on audit procedures performed, no material fraud by the company or on the company by its officers or employees has been noticed or reported during the year.
- (b) According to the information and explanations given to us, no report under sub-section (12) of Section 143 of the Companies Act, 2013 has been filed by the auditors in Form ADT-4 as prescribed under Rule 13 of Companies (Audit and Auditors) Rules, 2014 with the Central Government.
- (c) According to the information and explanations given to us by the management, no whistle-blower complaints have been received by the company during the year.
- xii. According to the information and explanations given to us by the management, the company is not a nidhi company. Accordingly, clause 3(xii) of the Order is not applicable.
- xiii. According to the information and explanations given to us and based on our examination of the records of the company, transactions with the related parties are in compliance with sections 177 and 188 of the Act where applicable and details of such transactions have been disclosed in the standalone financial statements as required by the applicable accounting standards.
- xiv. (a) According to the information and explanations given to us by the management and based on our examination of the records of the company, the company has an internal audit system commensurate with the size and nature of its business.
- (b) We have considered reports of the Internal Auditors for the period under audit.
- xv. According to the information and explanations given to us and based on our examination of the records of the company, the company has not entered into non-cash transactions with directors or persons connected with them. Accordingly, provisions of Section 192 of the Companies Act, 2013 are not applicable to the Company.
- xvi. (a) The company is not required to be registered under section 45-IA of the Reserve Bank of India Act 1934. Accordingly, clause 3(xvi) (a) of the Order is not applicable
- (b) According to the information and explanations given to us, the company has not conducted any Non-Banking Financial or Housing Finance. Accordingly, clause 3(xvi)(b) of the Order is not applicable.



- (c) According to the information and explanations given to us, the Company is not a Core Investment Company (CIC) as defined in the regulations made by the Reserve Bank of India. Accordingly, clause 3(xvi)(c) of the Order is not applicable.
- (d) According to the information and explanations provided to us during the course of audit, the Group does not have any CIC. Accordingly, the requirements of clause 3(xvi)(d) are not applicable.
- xvii. According to the information and explanations given to us and based on our examination of the records, the company has not incurred cash losses in the financial year and in the immediately preceding financial year.
- xviii. There has been no resignation of the statutory auditors during the year. Accordingly, clause 3(xviii) of the Order is not applicable.
- xix. In our opinion and according to the information and explanations given to us by the management, on the basis of the financial ratios, ageing and expected dates of realisation of financial assets and payment of financial liabilities, other information accompanying the financial statements, our knowledge of the Board of Directors and management plans, nothing has come to our attention, which causes us to believe that any material uncertainty exists as on the date of the audit report that company is capable of meeting its liabilities existing at the date of balance sheet as and when they fall due within a period of one year from the balance sheet date.
- xx. (a) In our opinion and according to the information and explanations given to us by the management, in respect of other than ongoing projects, the company has obligation to transfer unspent amount of ₹ 10.48 Lakhs to a Fund specified in Schedule VII to the Companies Act within a period of six months of the expiry of the financial year in compliance with second proviso to sub-section (5) of section 135 of the said Act.
- (b) In our opinion and according to the information and explanations given to us by the management, the remaining unspent under sub-section (5) of section 135 of the Companies Act, pursuant to any ongoing project, has been transferred to special account in compliance with the provision of sub-section (6) of section 135 of the said Act.

**For N K Bhargava & Co.**  
Chartered Accountants  
(Firm's Registration No. 000429N)

Sd/-  
**Nikhil Bhargava**  
(Partner)

M. No. 512853

UDIN:23512853BGXOEH8794

Place: New Delhi  
Date: 26 May 2023

## Annexure B to Independent Auditors' Report

Referred to Paragraph 2 under the heading of "Report on Other Legal and Regulatory Requirements" of our report of even date

According to the information and explanations given to us we report as under:

S. No.	Areas Examined	Observations/Findings
1	Whether the Company has system in place to process all the accounting transactions through IT system? If yes, the implications of processing of accounting transactions outside IT system on the integrity of the accounts along with the financial implications, if any, may be stated.	The Company has in-house developed IT software and systems in place to process all the accounting transactions. The Company has adequate internal control system to process all the accounting transactions through IT system.
2	Whether there is any restructuring of an existing loan or cases of waiver/write off of debts/ loans/interest etc. made by a lender to the Company due to the Company's inability to repay the loan? If yes, the financial impact may be stated whether such cases are properly accounted for? ( In case, lender is a government company).	The company has not taken any loan as on balance sheet date. Therefore, there is no case of restructuring of an existing loan or cases of waiver/write off of debts/ loans/interest etc. during the year 2022-23.
3	Whether funds (grants/subsidy etc.) received/ receivable for specific schemes from Central/State Government or its agencies were properly accounted for/ utilized as per its term and conditions? List the cases of deviation.	Funds received/receivable for specific schemes from Central/ State agencies were properly accounted for/ utilized as per its terms and conditions.

**For N K Bhargava & Co.**  
Chartered Accountants  
(Firm's Registration No. 000429N)

Place: New Delhi  
Date: 26 May 2023

Sd/-  
**Nikhil Bhargava**  
(Partner)  
M. No. 512853  
UDIN:23512853BGXOEH8794





## Annexure C to Independent Auditors' Report

Referred to Paragraph 3(f) under the heading of "Report on Other Legal and Regulatory Requirements" of our report of even date

### **Report on the Internal financial controls with reference to financial statements under Clause (i) of Sub-section 3 of Section 143 of the Companies Act, 2013 ("the Act")**

We have audited the internal financial controls with reference to financial statements of ENGINEERS INDIA LIMITED ("the company") as of 31 March 2023 in conjunction with our audit of the standalone financial statements of the company for the year ended on that date.

#### **Management's Responsibility for Internal Financial Controls**

The company's management is responsible for establishing and maintaining internal financial controls based on the internal controls with reference to financial statements criteria established by the company considering the essential components of internal control stated in the Guidance Note on Audit of Internal financial controls with reference to financial statements issued by the Institute of Chartered Accountants of India ("ICAI"). These responsibilities include the design, implementation and maintenance of adequate internal financial controls that were operating effectively for ensuring the orderly and efficient conduct of its business, including adherence to Company's policies, the safeguarding of its assets, the prevention and detection of frauds and errors, the accuracy and completeness of the accounting records, and the timely preparation of reliable financial information, as required under the Companies Act, 2013.

#### **Auditors' Responsibility**

Our responsibility is to express an opinion on the Company's internal financial controls with reference to financial statements based on our audit. We conducted our audit in accordance with the Guidance Note on Audit of Internal financial controls with reference to financial statements (the "Guidance Note") and the Standards on Auditing, issued by ICAI and deemed to be prescribed under section 143(10) of the Companies Act, 2013, to the extent applicable to an audit of internal financial controls. Those Standards and the Guidance Note require that we comply with ethical requirements and plan and perform the audit to obtain reasonable assurance about whether adequate internal financial controls with reference to financial statements was established and maintained and if such controls operated effectively in all material respects.

Our audit involves performing procedures to obtain audit evidence about the adequacy of the internal financial controls system over financial reporting and their operating effectiveness. Our audit of internal financial controls with reference to financial statements included obtaining an understanding of internal financial controls over financial reporting, assessing the risk that a material weakness exists, and testing and evaluating the design and operating effectiveness of internal control based on the assessed risk. The procedures selected depend on the auditor's judgment, including the assessment of the risks of material misstatement of the financial statements, whether due to fraud or error.

We believe that the audit evidence we have obtained is sufficient and appropriate to provide a basis for our audit opinion on the Company's internal financial controls system over financial reporting.

#### **Meaning of Internal Financial Controls with Reference to Financial Statements**

A Company's internal financial control with reference to financial statements is a process designed to provide reasonable assurance regarding the reliability of financial reporting and the preparation of financial statements for external purposes in accordance with generally accepted accounting principles. A Company's internal financial controls with reference to financial statements includes those policies and procedures that (1) pertain to the maintenance of records that, in reasonable detail, accurately and fairly reflect the transactions and dispositions of the assets of the Company; (2) provide reasonable assurance that transactions are recorded as necessary to permit preparation of financial statements in accordance with generally accepted accounting principles, and that receipts and expenditures of the company are being made only in accordance with authorizations of management and directors of the company; and (3) provide reasonable assurance regarding prevention or timely detection of unauthorized acquisition, use, or disposition of the Company's assets that could have a material effect on the financial statements.

#### **Inherent Limitations of Internal Financial Controls with Reference to Financial Statements**

Because of the inherent limitations of internal financial controls with reference to financial statements, including the possibility of collusion or improper management override of controls, material misstatements due to error or fraud may occur and not be detected. Also, projections of any evaluation of the internal financial controls with reference to financial statements to future periods are subject to the risk that the internal financial control over financial reporting may become inadequate because of changes in conditions, or that the degree of compliance with the policies or procedures may deteriorate.

### Opinion

In our opinion and to the best of our information and according to the explanations given to us, the company has, in all material respects, an adequate internal financial controls system over financial reporting and such internal financial controls with reference to financial statements were operating effectively as at 31 March 2023, based on the internal control over financial reporting criteria established by the company considering the essential components of internal control stated in the Guidance Note on Audit of Internal financial controls with reference to financial statements issued by the Institute of Chartered Accountants of India.

**For N K Bhargava & Co.**  
Chartered Accountants  
(Firm's Registration No. 000429N)

Place: New Delhi  
Date: 26 May 2023

Sd/-  
**Nikhil Bhargava**  
(Partner)  
M. No. 512853  
UDIN:23512853BGXOEH8794



## Compliance Certificate

We have conducted audit of annual accounts of ENGINEERS INDIA LIMITED for the year ended 31<sup>st</sup> March, 2023 in accordance with the directions/sub directions issued by the C&AG of India under Section 143(5) of the Companies Act, 2013 and certify that we have complied with all the Directions/Sub Directions issued to us.

**For N K Bhargava & Co.**  
Chartered Accountants  
(Firm's Registration No. 000429N)

Place: New Delhi  
Date: 26 May 2023

Sd/-  
**Nikhil Bhargava**  
(Partner)  
M. No. 512853  
UDIN:23512853BGXOEH8794

# Standalone Balance Sheet

AS AT 31 MARCH 2023

(₹ in Lakhs)

Particulars	Note No.	As at 31 March 2023	As at 31 March 2022
<b>I Assets</b>			
<b>Non-Current Assets</b>			
(a) Property, Plant and Equipment	4	20,982.43	20,734.49
(b) Right-of-Use Assets	39	2,606.10	1,119.56
(c) Capital work-in-progress	4	2,591.70	622.95
(d) Investment Property	5	3,851.25	3,964.32
(e) Other Intangibles Assets	6 A	229.27	191.70
(f) Intangible Assets under development	6 B	-	31.02
(g) Financial Assets			
(i) Investments	7 A	125,874.13	123,682.21
(ii) Loans	8 A	7,249.23	6,176.35
(iii) Other Financial Assets	9 A	3,268.06	126.31
(h) Deferred Tax Assets (net)	10	33,373.89	33,746.70
(i) Non-Current Tax Assets (net)	11 A	8,373.03	4,522.18
(j) Other Non-Current Assets	12 A	2,182.37	2,356.38
<b>Total Non-Current Assets</b>		<b>210,581.46</b>	<b>197,274.17</b>
<b>Current Assets</b>			
(a) Inventories	13	109.03	226.48
(b) Financial Assets			
(i) Investments	7 B	14,542.39	8,516.40
(ii) Trade receivables	14	35,294.02	37,102.61
(iii) Cash and cash equivalents	15	6,024.39	2,665.22
(iv) Other Bank balances	16	96,750.20	129,347.94
(v) Loans	8 B	1,408.19	1,202.55
(vi) Other Financial Assets	9 B	46,680.01	37,164.79
(c) Current Tax Assets (net)	11 B	44.78	-
(d) Other Current Assets	12 B	39,753.80	18,171.05
(e) Assets Held for Sale	64	1.61	1.61
<b>Total Current Assets</b>		<b>240,608.42</b>	<b>234,398.65</b>
<b>Total Assets</b>		<b>451,189.88</b>	<b>431,672.82</b>
<b>II Equity and Liabilities</b>			
<b>Equity</b>			
(a) Equity Share capital	17	28,102.13	28,102.13
(b) Other Equity	18	182,463.92	164,402.53
<b>Total Equity</b>		<b>210,566.05</b>	<b>192,504.66</b>
<b>Liabilities</b>			
<b>Non-Current Liabilities</b>			
(a) Financial Liabilities			
(i) Lease Liabilities	39	1,280.69	105.66
(ii) Other Financial Liabilities	19 A	230.35	135.38
(b) Provisions	20 A	341.91	326.23
(c) Other Non-Current Liabilities	21 A	140.61	36.31
<b>Total Non-Current Liabilities</b>		<b>1,993.56</b>	<b>603.58</b>
<b>Current Liabilities</b>			
(a) Financial Liabilities			
(i) Lease Liabilities	39	575.69	207.47
(ii) Trade payables	22		
Total outstanding dues of Micro Enterprises and Small Enterprises		8,584.13	8,228.71
Total outstanding dues of creditors other than Micro Enterprises and Small Enterprises		25,716.21	23,719.50
(iii) Other Financial Liabilities	19 B	39,397.57	34,731.86
(b) Other Current Liabilities	21 B	90,872.70	92,626.52
(c) Provisions	20 B	73,354.50	78,921.05
(d) Current Tax Liabilities (net)	23	129.47	129.47
<b>Total Current Liabilities</b>		<b>238,630.27</b>	<b>238,564.58</b>
<b>Total Equity and Liabilities</b>		<b>451,189.88</b>	<b>431,672.82</b>

Summary of significant accounting policies and accompanying notes form an integral part of these financial statements.

1 to 68

This is the balance sheet referred to in our report of even date.

**For N K Bhargava & Co.**

Chartered Accountants

FRN No. 000429N

Sd/-

Nikhil Bhargava

Partner

Membership No. 512853

Sd/-

Suvendu Kumar Padhi

Company Secretary

PAN : AHYPP2198P

Sd/-

R P Batra

E.D. [F&A]

PAN: AHPPB4262M

Sd/-

Sanjay Jindal

Director [Finance] & CFO

DIN : 09223617

Sd/-

Vartika Shukla

Chairman & Managing Director

DIN : 08777885

**For and on behalf of Engineers India Limited**

Place: New Delhi  
Date : 26 May 2023

**Standalone Statement of Profit and Loss**

FOR THE YEAR ENDED 31 MARCH 2023

(₹ in Lakhs)

Particulars	Note No.	Year Ended 31 March 2023	Year Ended 31 March 2022
<b>Revenue</b>			
I Revenue From Operations	24	328,375.96	287,039.90
II Other Income	25	16,911.69	13,673.19
<b>III Total Income (I+II)</b>		<b>345,287.65</b>	<b>300,713.09</b>
<b>Expenses</b>			
Technical assistance/sub-contracts	26	118,572.44	99,794.27
Construction materials and equipments	27	64,221.15	37,283.44
Employee benefits expenses	28	93,615.95	90,488.32
Finance costs	29	144.35	84.98
Depreciation and amortisation expense	30	2,521.61	2,319.00
Other expenses	31	22,208.28	25,958.76
<b>IV Total expenses</b>		<b>301,283.78</b>	<b>255,928.77</b>
<b>V Profit/(Loss) before exceptional items and tax (III-IV)</b>		<b>44,003.87</b>	<b>44,784.32</b>
VI Exceptional Items		-	-
<b>VII Profit before tax (V-VI)</b>		<b>44,003.87</b>	<b>44,784.32</b>
VIII Less: Tax expense	32		
(1) Current tax			
- For the year		9,222.73	11,668.15
- For earlier years tax adjustments (net)		11.57	(367.34)
(2) Deferred tax		554.39	(957.15)
<b>IX Profit for the year from continuing operations (VII-VIII)</b>		<b>34,215.18</b>	<b>34,440.66</b>
X Profit/(Loss) from discontinued operations (After Tax)		-	-
<b>XI Profit for the year (IX+X)</b>		<b>34,215.18</b>	<b>34,440.66</b>
<b>XII Other Comprehensive Income</b>			
Items that will not be reclassified to profit and loss			
- Re-measurement gains (losses) on defined benefit plans		(1,341.08)	(1,026.67)
Income tax effect thereon that will not be reclassified to profit and loss		337.52	258.39
- Net gain / (loss) on Equity Shares Carried at Fair value through OCI		2,191.92	4,429.50
Income tax effect thereon that will not be reclassified to profit and loss		(551.66)	(1,114.82)
Items that will be reclassified to profit and loss			
- Exchange differences on translation of foreign operations		94.58	39.88
Income tax effect thereon that will be reclassified to profit and loss		(23.80)	(10.04)
<b>XIII Total Comprehensive Income for the year (XI+XII)</b>		<b>34,922.66</b>	<b>37,016.90</b>
<b>XIV Earnings per equity share (Face value ₹ 5 per share)</b>	33		
(for continuing and discontinued operations)			
Basic (₹)		6.09	6.13
Diluted (₹)		6.09	6.13

Summary of significant accounting policies and accompanying notes form an integral part of these financial statements. 1 to 68

This is the statement of profit and loss referred to in our report of even date.

**For N K Bhargava & Co.**  
Chartered Accountants  
FRN No. 000429N

Sd/-  
Nikhil Bhargava  
**Partner**  
Membership No. 512853

**Place:** New Delhi  
**Date :** 26 May 2023

Sd/-  
Suvendu Kumar Padhi  
**Company Secretary**  
PAN : AHYPP2198P

Sd/-  
R P Batra  
**E.D. [F&A]**  
PAN: AHPPB4262M

Sd/-  
Sanjay Jindal  
**Director [Finance] & CFO**  
DIN : 09223617

Sd/-  
Vartika Shukla  
**Chairman & Managing Director**  
DIN : 08777885

**For and on behalf of Engineers India Limited**

## Standalone Statement of Changes in Equity

FOR THE YEAR ENDED 31 MARCH 2023

### A Equity Share Capital\*

(₹ in Lakhs)

Particulars	2022-23	2021-22
Balance at the beginning of the year	28,102.13	28,102.13
Changes in Equity share capital due to prior period errors	-	-
Restated Balance at the beginning of the reporting period	-	-
Changes in equity share capital during the year :-		
Addition of equity share capital during the year	-	-
Redemption of equity share capital during the year (Buy Back of Shares)	-	-
Balance at the end of the year	28,102.13	28,102.13

### B Other equity\*\*

(₹ in Lakhs)

Description	Reserves and surplus					Other Comprehensive Income			Total
	General reserve	Capital Redemption reserve	Retained earnings	CSR activity reserve	Corpus for Medical Benefits for Employees retired prior to 01.01.2007	Exchange difference on translation of foreign operation	Remeasurement of defined benefit plans	Net gain/(loss) on Equity Shares carried at Fair Value through OCI	
<b>Balance as at 1 April 2021</b>	<b>121,023.96</b>	<b>5,591.54</b>	<b>17,507.08</b>	<b>1,981.03</b>	<b>1,283.77</b>	<b>64.62</b>	<b>(5,453.27)</b>	<b>-</b>	<b>141,998.73</b>
Profit for the year	-	-	34,440.66	-	-	-	-	-	34,440.66
Other comprehensive income	-	-	-	-	-	39.88	(1,026.67)	4,429.50	3,442.71
Income tax related to items of other comprehensive income	-	-	-	-	-	(10.04)	258.39	(1,114.82)	(866.47)
Dividend (refer note 37)	-	-	(14,613.10)	-	-	-	-	-	(14,613.10)
Transfer from retained earnings	14,134.83	-	(15,854.15)	1,047.56	671.76	-	-	-	-
Transfer to retained earnings	-	-	3,458.66	(1,925.10)	(1,533.56)	-	-	-	-
<b>Balance as at 31 March 2022</b>	<b>135,158.79</b>	<b>5,591.54</b>	<b>24,939.15</b>	<b>1,103.49</b>	<b>421.97</b>	<b>94.46</b>	<b>(6,221.55)</b>	<b>3,314.68</b>	<b>164,402.53</b>
Profit for the year	-	-	34,215.18	-	-	-	-	-	34,215.18
Other comprehensive income	-	-	-	-	-	94.58	(1,341.08)	2,191.92	945.42
Income tax related to items of other comprehensive income	-	-	-	-	-	(23.80)	337.52	(551.66)	(237.94)
Dividend (refer note 37)	-	-	(16,861.27)	-	-	-	-	-	(16,861.27)
Transfer from retained earnings	19,318.73	-	(20,923.06)	944.27	660.06	-	-	-	-
Transfer to retained earnings	-	-	1,595.79	(1,117.82)	(477.97)	-	-	-	-
<b>Balance as at 31 March 2023</b>	<b>154,477.52</b>	<b>5,591.54</b>	<b>22,965.79</b>	<b>929.94</b>	<b>604.06</b>	<b>165.24</b>	<b>(7,225.11)</b>	<b>4,954.94</b>	<b>182,463.92</b>

\*Refer note 17 for details

\*\*Refer note 18 for details

This is the statement of changes in equity referred to in our report of even date.

**For N K Bhargava & Co.**

Chartered Accountants  
FRN No. 000429N

Sd/-  
Nikhil Bhargava  
Partner  
Membership No. 512853

Sd/-  
Suvendu Kumar Padhi  
Company Secretary  
PAN : AHYPP2198P

Sd/-  
R P Batra  
E.D. [F&A]  
PAN: AHPPB4262M

Sd/-  
Sanjay Jindal  
Director [Finance] & CFO  
DIN : 09223617

Sd/-  
Vartika Shukla  
Chairman & Managing Director  
DIN : 08777885

**For and on behalf of Engineers India Limited**

Place: New Delhi  
Date : 26 May 2023

**Standalone Cash Flow Statement**

FOR THE YEAR ENDED 31 MARCH 2023

(₹ in Lakhs)

	Year Ended 31 March 2023	Year Ended 31 March 2022
<b>A CASH FLOW FROM OPERATING ACTIVITIES</b>		
Profit before tax	44,003.87	44,784.32
<b>Adjustments for:</b>		
Depreciation and amortisation expense	2,521.61	2,319.00
Fixed assets written off	18.18	10.20
Deposits/other Assets written off	20.64	7.71
Bad debts written off	162.65	128.32
Allowance for expected credit losses - trade receivables and advances (net)	2,334.99	(1,872.85)
Provision for Impairment of Oil Block	34.24	57.89
Provision Employees' post retirement/long-term benefits	(3,051.32)	(4,287.07)
Provision for corporate social responsibility	72.23	(84.70)
(Reversal of provision)/provision for contractual obligations (net)	(3,926.08)	6,151.24
(Reversal of provision)/provision for expected losses (net)	(13.06)	(186.78)
Interest expense	144.35	84.98
(Profit)/loss on sale of fixed assets	(6.20)	12.81
Interest income	(6,778.28)	(6,188.82)
Loss/(gain) on modification of employee advances	(141.44)	68.57
Loss/(gain) on modification of Leases	(3.83)	-
Amortization of deferred income	(30.23)	(66.52)
Capital gain from investments in mutual funds	(376.30)	(475.50)
Dividend income	(6,238.98)	(4,177.70)
<b>Operating profit before changes in Assets &amp; Liabilities</b>	<b>28,747.04</b>	<b>36,285.10</b>
<b>Movement in Assets and Liabilities</b>		
(Increase)/decrease in Trade and Other Receivables	(32,451.28)	11,370.65
(Increase)/decrease in Inventories	117.45	(40.54)
Increase/(decrease) in Trade and Other Payables	4,449.60	(30,004.94)
<b>Cash flow from operations</b>	<b>862.81</b>	<b>17,610.27</b>
Income tax paid (net)	(13,171.00)	(13,355.61)
<b>Net cash flow from operating activities (A)</b>	<b>(12,308.19)</b>	<b>4,254.66</b>

**Standalone Cash Flow Statement (Cont.)**

FOR THE YEAR ENDED 31 MARCH 2023

(₹ in Lakhs)

	Year Ended 31 March 2023	Year Ended 31 March 2022
<b>B CASH FLOWS FROM INVESTING ACTIVITIES</b>		
Purchase of property, plant and equipment, investment property, intangibles assets and intangible assets under development (including capital work-in-progress)	(3,470.05)	(2,566.69)
Sale of fixed assets	23.07	26.43
Interest received	6,034.96	6,805.97
Dividend received	6,238.98	4,177.70
Receipt of Capital Grant	8.72	-
Investment in liquid plans of mutual funds (net)	(5,649.69)	12,666.80
Fixed deposit placed with banks having original maturity of more than three months	(159,037.85)	(126,697.30)
Fixed deposit with banks matured having original maturity of more than three months	189,048.00	116,530.00
Investment in joint venture	-	(4,383.42)
Investment in Associates	-	(75.97)
<b>Net cash flows from investing activities (B)</b>	<b>33,196.14</b>	<b>6,483.52</b>
<b>C CASH FLOWS FROM FINANCING ACTIVITIES</b>		
Dividend paid	(16,861.27)	(14,613.10)
Payment of Lease Liabilities	(667.51)	(241.52)
<b>Net cash used in financing activities (C)</b>	<b>(17,528.78)</b>	<b>(14,854.62)</b>
Increase/(decrease) in cash and cash equivalents (A+B+C)	3,359.17	(4,116.44)
Cash and cash equivalents at the beginning of the year (refer note 15)	2,665.22	6,781.66
<b>Cash and cash equivalents at the end of the year (refer note 15)</b>	<b>6,024.39</b>	<b>2,665.22</b>

This is the cash flow statement referred to in our report of even date.

**For N K Bhargava & Co.**

Chartered Accountants  
FRN No. 000429N

Sd/-  
Nikhil Bhargava  
**Partner**  
Membership No. 512853

Sd/-  
Suvendu Kumar Padhi  
**Company Secretary**  
PAN : AHYPP2198P

Sd/-  
R P Batra  
**E.D. [F&A]**  
PAN: AHPPB4262M

Sd/-  
Sanjay Jindal  
**Director [Finance] & CFO**  
DIN : 09223617

Sd/-  
Vartika Shukla  
**Chairman & Managing Director**  
DIN : 08777885

**For and on behalf of Engineers India Limited**

**Place:** New Delhi

**Date :** 26 May 2023





## Summary of significant accounting policies for the year ended 31 March 2023

### 1. NATURE OF PRINCIPAL ACTIVITIES

Engineers India Limited and (referred to as “EIL” or “the Company”) is a Government of India Enterprise under Ministry of Petroleum and Natural Gas. The Company operates into two major segments namely Consultancy & Engineering projects and Turnkey projects.

### 2. GENERAL INFORMATION AND STATEMENT OF COMPLIANCE

The Company has its registered office situated at 1 Bhikaji Cama Place, New Delhi 110066, India. The shares of the Company are listed on the National Stock Exchange and the Bombay Stock Exchange.

The financial statements of the Company have been prepared in accordance with the Companies (Indian Accounting Standards) Rules 2015 ('Ind AS') and relevant amended rules issued thereafter. These are Company's standalone financial statements. The Company also prepared consolidated financial statements separately.

The financial statements for the year ended 31 March 2023 were authorized and approved for issue by the Board of Directors on 26 May, 2023.

### 3. SUMMARY OF SIGNIFICANT ACCOUNTING POLICIES

#### A. ACCOUNTING CONCEPTS

The financial statements have been prepared using the significant accounting policies and measurement bases summarised below. These were used throughout all periods presented in the financial statements, except where the Company has applied certain accounting policies and exemptions upon transition to Ind AS. The accounts are prepared on historical cost concept based on accrual method of accounting as a going concern.

#### B. REVENUE RECOGNITION

##### **REVENUE RECOGNITION**

Revenue is recognised upon transfer of control of promised services to customers in an amount that reflects the consideration which the company expects to receive in exchange for those services. The services performed by the company fall into the criteria of the transfer of control over a period of time and as such company satisfy the performance obligation and revenue over a period of time.

Revenue is measured based on the transaction price, which is the consideration, adjusted for variable considerations, if any, as specified in the contract with the customer. Revenue also excludes taxes collected from customers.

Arrangements with customers are either on a cost plus, rate plus jobs, lump sum services, turnkey contracts and Inspection contracts.

Revenue from services is accounted as follows:

- i) In the case of cost plus and rate plus jobs on the basis of services rendered and amount billable under the contract
- ii) In the case of lump sum services and turnkey contracts as proportion of actual direct costs of the work performed to latest estimated total direct cost of the work performed i.e. percentage completion method.
- iii) In the case of inspection contracts providing for a percentage fee on project cost, on the basis of physical progress duly certified.

Contract modifications are accounted for when additions, deletions or changes are approved either to the contract scope or contract price (or both). The accounting for modifications of contracts involves assessing whether the services added to an existing contract are distinct and whether the pricing is at the standalone selling price. Services added that are not distinct are accounted for on a cumulative catch up basis, while those that are distinct are accounted for prospectively, either as a separate contract, if the additional services are priced at the standalone selling price, or as a termination of the existing contract and creation of a new contract if not priced at the standalone selling price.

Provisions for estimated losses, if any, on uncompleted contracts are recorded in the period in which such losses become probable based on the expected contract estimates at the reporting date.

Other claims including interest on outstanding are accounted for when there is probability of ultimate collection.

##### **TURNOVER/WORK-IN-PROGRESS**

- a) No income has been taken into account on jobs for which:
  - i. The terms of consideration receivable by the Company have not been settled and/or scope of work has not been clearly defined and therefore, it is not possible in the absence of settled terms to determine whether there is a profit or loss on such jobs. However, in cases where minimum undisputed terms have been agreed to by the clients, income has been accounted for on the basis of such undisputed terms though the final terms are still to be settled.
  - ii. The terms have been agreed to at lumpsum services/turnkey contracts and outcome of job cannot be estimated reliably.
- b) The cost of such jobs as stated in 'a' above is carried forward as work-in- progress at actual direct cost.

**EXPORT BENEFIT**

Export benefits constituting Service Export from India Scheme are accounted for on accrual basis when there is reasonable assurance that the company will comply with the conditions attached to them and the export benefits will be received.

**DIVIDEND INCOME**

Dividend on units/shares is accounted for when right to receive payment is established.

**C. INTANGIBLE ASSETS****Recognition**

Intangible assets (softwares) are stated at their cost of acquisition. The cost comprises purchase price, borrowing cost if capitalization criteria are met and directly attributable cost of bringing the asset to its working condition for the intended use. Any trade discount and rebates are deducted in arriving at the purchase price.

**Subsequent measurement (amortisation)**

The cost of capitalized software is amortized over a period of three years from the date of its acquisition. However, software individually costing upto ₹ 500,000 is fully amortized during the year of its acquisition.

**D. PROPERTY, PLANT AND EQUIPMENT****Recognition**

Properties plant and equipment are stated at their cost of acquisition. The cost comprises purchase price, borrowing cost if capitalization criteria are met and directly attributable cost of bringing the asset to its working condition for the intended use. Any trade discount and rebates are deducted in arriving at the purchase price. The cost of any software purchased initially along with the computer hardware is being capitalized along with the cost of the hardware. Any subsequent acquisition/up-gradation of software is being capitalized as an intangible asset.

Whenever any new office space is acquired and partitions/fixtures and fittings are provided to make it suitable for use, the expenditure on the same is capitalized and depreciation is charged. Whenever significant parts of the property, plant and equipment are required to be replaced at intervals, the Company depreciates them separately based on their specific useful lives. All other repair and maintenance costs are recognised in statement of profit and loss as incurred.

**Subsequent measurement (depreciation)**

Depreciation on property, plant and equipment is charged on straight line method either on the basis of rates arrived at with reference to the useful life of the assets evaluated by the Committee consisting of Technical experts and approved by the Management or rates arrived at based on useful life prescribed under Part C of Schedule II of the Companies Act, 2013, whichever is higher.

100% depreciation is provided on library books in the year of purchase.

Property, plant and equipment individually costing less than INR 5,000 are fully depreciated in the year of acquisition.

The residual values, useful lives and method of depreciation of property, plant and equipment are reviewed at each financial year end and adjusted prospectively, if appropriate.

**De-recognition**

An item of property, plant and equipment and any significant part initially recognised is derecognised upon disposal or when no future economic benefits are expected from its use or disposal. Any gain or loss arising on de-recognition of the asset (calculated as the difference between the net disposal proceeds and the carrying amount of the asset) is recognised in the statement of profit and loss when the asset is derecognised.

**E. LEASES****Company as a lessee**

The Company assesses whether a contract contains a lease, at inception of a contract. A contract is, or contains, a lease if the contract conveys the right to control the use of an identified asset for a period of time in exchange for consideration. To assess whether a contract conveys the right to control the use of an identified asset, the Company assesses whether: (i) the contract involves the use of an identified asset (ii) the Company has substantially all of the economic benefits from use of the asset through the period of the lease and (iii) the Company has the right to direct the use of the asset.

At the date of commencement of the lease, the Company recognizes a right-of-use asset ("ROU") and a corresponding lease liability for all lease arrangements in which it is a lessee, except for leases with a term of twelve months or less (short-term leases) and low value leases. For these short-term and low value leases, the Company recognizes the lease payments as an operating expense on a straight-line basis over the term of the lease.

Certain lease arrangements includes the options to extend or terminate the lease before the end of the lease term. ROU assets and lease liabilities includes these options when it is reasonable certain that they will be exercised.



The right-of-use assets are initially recognized at cost, which comprises the initial amount of the lease liability adjusted for any lease payments made at or prior to the commencement date of the lease plus any initial direct costs less any lease incentives. They are subsequently measured at cost less accumulated depreciation and impairment losses.

Right-of-use assets are depreciated from the commencement date on a straight-line basis over the shorter of the lease term or useful life of the underlying asset except for perpetual lease. Right of use assets are tested for impairment whenever there is any indication that their carrying amounts may not be recoverable. Impairment loss, if any, is recognised in the statement of profit and loss.

The lease liability is initially measured at amortized cost at the present value of the future lease payments. The lease payments are discounted using the interest rate implicit in the lease or, if not readily determinable, using the incremental borrowing rate.

Lease liability and ROU asset have been separately presented in the Balance Sheet and lease payments have been classified as financing cash flows

#### **Company as a lessor**

##### ***Operating lease***

Leases in which the Company does not transfer substantially all the risks and rewards of ownership of an asset are classified as operating leases. Assets leased out under operating leases are capitalized.

When the Company is an intermediate lessor, it accounts for its interests in the head lease and the sub lease separately. The sublease is classified as a finance lease or operating lease by reference to the right of use asset arising from the head lease.

Rental income is recognized on straight line basis over the lease term except where scheduled increase in rent compensates the Company with expected inflationary costs.

#### **F. INVESTMENT PROPERTIES**

##### **Recognition**

Investment properties are properties held to earn rentals or for capital appreciation, or both. Owned Investment properties are measured initially at their cost of acquisition. The cost comprises purchase price, borrowing cost if capitalization criteria are met and directly attributable cost of bringing the asset to its working condition for the intended use. Any trade discount and rebates are deducted in arriving at the purchase price. An Investment property held as right-of use asset are measured initially at its cost in accordance with Ind AS 116.

When significant parts of the property are required to be replaced at intervals, the Company depreciates them separately based on their specific useful lives. All other repair and maintenance costs are recognised in statement of profit and loss as incurred.

##### **Subsequent measurement (depreciation)**

Depreciation on investment properties is charged on straight line method either on the basis of rates arrived at with reference to the useful life of the assets evaluated by the Committee consisting of Technical experts and approved by the Management or rates arrived at based on useful life prescribed under Part C of Schedule II of the Companies Act, 2013, whichever is higher.

Premium paid on land where lease agreements have been executed for specified period are written off over the period of lease proportionately.

##### **De-recognition**

Investment properties are derecognised either when they have been disposed of or when they are permanently withdrawn from use and no future economic benefit is expected from their disposal. The difference between the net disposal proceeds and the carrying amount of the asset is recognised in statement of profit and loss in the year of de-recognition.

#### **G. FOREIGN CURRENCY**

##### ***Functional and presentation currency***

The financial statements are presented in INR, which is also the functional currency of the Company.

##### ***Foreign currency transactions and balances***

##### ***Initial recognition***

Foreign currency transactions are accounted for at average monthly rates based on market rates for preceding month in respect of Pound Sterling, US Dollars, Euro, Australian Dollar, Canadian Dollar, Swiss Franc and Japanese Yen and in respect of other currencies at Government rates prevailing in the month. However, foreign currency transactions in respect of sub-contractors/vendors are recorded at bank rate prevailing on the date of transaction.

##### ***Conversion***

Foreign currency monetary items are retranslated using the exchange rate prevailing at the reporting date. Non-monetary items which are measured in terms of historical cost denominated in a foreign currency are reported using the exchange rate at the date of the transaction.

For the foreign operation of the Company, all assets and liabilities are translated into INR using the exchange rate in effect at the balance sheet date and for revenue and expense items using the average exchange rate for respective period.

#### **Exchange differences**

Exchange differences arising on the settlement of monetary items, or on reporting such monetary items of Company at rates different from those at which they were initially recorded during the year, or reported in previous financial statements, are recognized as income or as expenses in the year in which they arise.

For the foreign operation of the Company, gain/(loss) arising on conversion of branch financial statements is recognised as exchange translation gain/(loss) under other comprehensive income and accumulated as foreign exchange translation reserve under the head other equity.

### **H. IMPAIRMENT OF NON-FINANCIAL ASSETS**

Impairment of cash generating assets are reviewed for impairment whenever an event or changes in circumstances indicate that carrying amount of such assets may not be recoverable. If such assets are considered to be impaired, the impairment to be recognized is measured by the amount by which the carrying amount of the assets exceeds the fair value of assets. If it is found that some of the impairment losses already recognized needs to be reversed the same are recognized in the statement of profit and loss in the year of reversal and is restricted to the carrying amount of the asset does not exceed its recoverable amount, nor exceed the carrying amount that would have been determined, net of depreciation, had no impairment loss been recognised for the asset in prior years.

### **I. FINANCIAL INSTRUMENTS**

#### **Financial assets**

##### **Initial recognition and measurement**

All financial assets are recognized initially at fair value, plus in case of financial Assets not recorded at Fair value through Profit or loss (FVTPL), transaction cost that are attributable to the acquisition of the financial asset, except for trade receivables which are initially measured at transaction price

##### **Subsequent measurement**

i. **Debt instruments at amortised cost**—A 'debt instrument' is measured at the amortised cost if both the following conditions are met:

- The asset is held within a business model whose objective is to hold assets for collecting contractual cash flows, and
- Contractual terms of the asset give rise on specified dates to cash flows that are solely payments of principal and interest (SPPI) on the principal amount outstanding.

After initial measurement, such financial assets are subsequently measured at amortised cost using the effective interest rate (EIR) method.

ii. **Equity investments** – All equity investments in scope of Ind-AS 109 are measured at fair value. Equity instruments which are held for trading are classified as at fair value through profit and loss (FVTPL). For all other equity instruments, the Company decides to classify the same either as at fair value through other comprehensive income (FVOCI) or fair value through profit and loss (FVTPL).

iii. **Mutual funds** – All mutual funds in scope of Ind-AS 109 are measured at fair value through profit and loss (FVTPL).

##### **De-recognition of financial assets**

A financial asset is primarily de-recognized when the rights to receive cash flows from the asset have expired or the Company has transferred its rights to receive cash flows from the asset.

#### **Financial liabilities**

##### **Initial recognition and measurement**

All financial liabilities are recognised initially at fair value and transaction cost that is attributable to the acquisition of the financial liabilities is also adjusted. These liabilities are classified as amortised cost.

##### **Subsequent measurement**

Subsequent to initial recognition, these liabilities are measured at amortised cost using the effective interest method. This category generally applies to long-term payables and deposits.

##### **De-recognition of financial liabilities**

A financial liability is de-recognised when the obligation under the liability is discharged or cancelled or expires. When an existing financial liability is replaced by another from the same lender on substantially different terms, or the terms of an existing liability are substantially modified, such an exchange or modification is treated as the de-recognition of the original liability and the recognition of a new liability. The difference in the respective carrying amounts is recognised in the statement of profit and loss.

**Offsetting of financial instruments**

Financial assets and financial liabilities are offset and the net amount is reported in the balance sheet if there is a currently enforceable legal right to offset the recognised amounts and there is an intention to settle on a net basis, to realise the assets and settle the liabilities simultaneously.

**Forward contracts**

A forward contract is recognised as an asset or a liability on the commitment date. Outstanding forward contracts as at reporting date are restated using the mark to market information and resultant gain/(loss) is accounted in statement of profit and loss.

**J. IMPAIRMENT OF FINANCIAL ASSETS**

In accordance with Ind-AS 109, the Company applies Expected Credit Loss (ECL) model for measurement and recognition of impairment loss for financial assets.

ECL is the difference between all contractual cash flows that are due to the Company in accordance with the contract and all the cash flows that the Company expects to receive. When estimating the cash flows, the Company is required to consider –

- All contractual terms of the financial assets (including prepayment and extension) over the expected life of the assets.
- Cash flows from the sale of collateral held or other credit enhancements that are integral to the contractual terms.

**Trade receivables**

As a practical expedient the Company has adopted 'simplified approach' using the provision matrix method for recognition of expected loss on trade receivables. The provision matrix is based on historical default rates observed over the expected life of the trade receivables and is adjusted for forward-looking estimates. At every reporting date, the historical default rates are updated and changes in the forward-looking estimates are analysed. Further receivables are segmented for this analysis where the credit risk characteristics of the receivable are similar.

**Other financial assets**

For recognition of impairment loss on other financial assets and risk exposure, the Company determines whether there has been a significant increase in the credit risk since initial recognition and if credit risk has increased significantly, impairment loss is provided.

**K. PROVISIONS, CONTINGENT LIABILITIES AND CONTINGENT ASSETS**

A provision is recognized when the Company has a present obligation as a result of past event, it is probable that an outflow of resources embodying economic benefits will be required to settle the obligation and a reliable estimate can be made of the amount of the obligation. Provisions determined based on the best estimate required to settle the obligation at the reporting date. These estimates are reviewed at each reporting date and adjusted to reflect the current best estimates.

The provision for estimated liabilities on account of guarantees and warranties etc. in respect of lumpsum services and turnkey contracts awarded to the Company are being made on the basis of management's assessment of risk and consequential probable liabilities on each such jobs.

Provisions are discounted to their present values, where the time value of money is material.

Contingent liabilities are disclosed by way of note unless the possibility of outflow is remote. Contingent assets are disclosed in the Financial Statements by way of notes to accounts when an inflow of economic benefits is probable. However, when realization of income is virtually certain, related asset is recognized.

**L. GOVERNMENT GRANTS**

Government grants are recognized where there is reasonable assurance that the grant will be received and all attached conditions will be complied with.

- When the grant relates to a revenue item, it is recognized in statement of profit and loss on a systematic basis over the periods in which the related costs are expensed. The grant can either be presented separately or can deduct from related reported expense.
- When the grant relates to an asset, it is recognised as income on a systematic basis over the expected useful life of the related asset.

When the Company receives grant as a non-monetary asset, the asset and the grant are recorded at fair value. The amount is then recognised in statement of profit and loss over the expected useful life in a pattern of consumption of the benefit of the underlying asset.

**M. OIL AND GAS EXPLORATION ACTIVITIES**

The Company follows 'Successful Efforts Method' in accounting for Oil and Gas exploration and production activities as detailed below:

- Survey costs are charged as expense in the year of its incurrence.
- Acquisition costs, cost of incomplete/undecided exploratory wells and development costs are carried as intangible assets under development till these are either transferred to producing properties on completion or expensed in the year when determined to be dry, as the case may be.

The Company's share of proved oil and gas reserves are disclosed when notified by the operator of the relevant block.

The Company's proportionate share in the assets, liabilities, income and expenditure of jointly controlled assets are accounted for as per the participating interest.

**Capitalization of Producing Properties**

Producing Properties are capitalised as "completed wells/producing wells" when the wells in the area/field are ready to commence commercial production on establishment of proved developed Oil and Gas reserves.

Cost of Producing Properties includes cost of successful exploratory wells, developed wells, initial depreciation of support equipment & facilities and estimated future abandonment cost.

**Depletion of producing Properties**

Producing Properties are depleted using the "Unit of Production Method (UOP)". The depletion or unit of production charged for all the capitalized cost is calculated in the ratio of production during the year to the proved developed reserves at the year end.

**Production Cost of producing Properties**

Company's share of production costs as indicated by Operator consists of pre well head and post well head expenses including depreciation and applicable operating cost of support equipment and facilities.

**N. RESEARCH AND DEVELOPMENT EXPENDITURE**

Revenue expenditure on Research and Development is charged to statement of profit and loss in the year the expenditure is incurred. Capital Expenditure on Research and Development is capitalized under property, plant and equipment.

**O. FINANCIAL GUARANTEES**

**Financial guarantee contracts**

Financial guarantee contracts are those contracts that require a payment to be made to reimburse the holder for a loss it incurs because the specified debtor fails to make a payment when due in accordance with the terms of a debt instrument.

**Initial recognition**

Financial guarantee contracts are recognised initially as a liability at fair value, adjusted for transaction costs that are directly attributable to the issuance of the guarantee.

**Subsequent recognition**

Subsequently, the liability is measured at the higher of the amount of expected loss allowance determined as per impairment requirements of Ind-AS 109 and the amount recognised less cumulative amortisation.

**P. INVENTORIES**

Inventories in respect of stores, spares and chemicals etc. are valued at lower of cost and net realizable value.

Cost includes the cost of purchase (discounted to their present values, if the time value of money is material) and other cost incurred in bringing the inventories to their present location and condition. Cost is determined on "First In, First Out" basis.

Net realizable value is the estimated selling price in the ordinary course of business, less estimated costs of completion and estimated costs necessary to make the sale.

**Q. INCOME TAXES**

Tax expense recognized in statement of profit and loss comprises the sum of deferred tax and current tax except the ones recognized in other comprehensive income or directly in equity.

Calculation of current tax is based on tax rates and tax laws that have been enacted for the reporting period. Current income tax relating to items recognised outside profit and loss is recognised outside profit and loss (either in other comprehensive income or in equity). Current tax items are recognised in correlation to the underlying transaction either in other comprehensive income or directly in equity.

Deferred tax is provided using the liability method on temporary differences between the tax bases of assets and liabilities and their carrying amounts for financial reporting purposes at the reporting date. Deferred tax assets are recognized to the extent that it is probable that the underlying tax loss or deductible temporary difference will be utilized against future taxable income. This is assessed based on the Company's forecast of future operating results, adjusted for significant non-taxable income and expenses and specific limits on the use of any unused tax loss or credit. The carrying amount of deferred tax assets is reviewed at each reporting date and reduced to the extent that it is no longer probable that sufficient taxable profit will be available to allow all or part of the deferred tax asset to be utilised. Unrecognised deferred tax assets are re-assessed at each reporting date and are recognised to the extent that it has become probable that future taxable profits will allow the deferred tax asset to be recovered. Deferred tax assets and liabilities are measured at the tax rates that are expected to apply in the year when the asset is realised or the liability is settled, based on tax rates (and tax laws) that have been enacted or substantively enacted at the reporting date. Deferred tax relating to items recognised outside profit and loss is recognised outside profit and loss (either in other comprehensive income or in equity).

**R. INVESTMENT IN EQUITY INSTRUMENTS OF CONSOLIDATED ENTITIES**

The Company's investment in equity instruments of subsidiaries, associates and joint ventures are accounted for at cost.

**S. INVESTMENT IN JOINTLY CONTROLLED OPERATIONS**

A joint operation is one whereby the jointly controlling parties, known as the joint operators, have rights to the assets, and obligations for the liabilities, relating to the arrangement. A joint operation is generally not structured through a separate legal vehicle.

The particulars of joint operations considered in the financial statements are as under:

S. No.	Name of the Company	Country of Incorporation	Relationship	31 March 2023	31 March 2022
1	CB-ONN-2010/11	India	Joint Operation	23.53%	23.53%
2	CB-ONN-2010/08	India	Joint Operation	22.22%	22.22%

The Company accounts for proportionate share in the assets, liabilities, income and expenditure of the said jointly controlled operations as participating interest.

**T. CASH AND CASH EQUIVALENTS**

Cash comprises cash on hand and demand deposits i.e. balances held with banks in current accounts for unrestrictive use. Cash equivalents are short term, highly liquid investments that are readily convertible into known amount of cash and which are subject to an insignificant risk of changes in value. The Company considers unrestrictive time deposits with banks having an original maturity of three months or less as cash equivalent.

**U. POST-EMPLOYMENT BENEFITS AND SHORT-TERM EMPLOYEE BENEFITS*****Defined benefit plans***

Under the defined benefit plans, the amount that an employee will receive on retirement is defined by reference to the employee's length of service and final salary. The legal obligation for any benefits remains with the Company, even if plan assets for funding the defined benefit plan have been set aside. Plan assets may include assets specifically designated to a long-term benefit fund as well as qualifying insurance policies. Defined benefit plans include gratuity, post-retirement medical benefit and other retirement benefit plans.

The liability recognised in the statement of financial position for defined benefit plans is the present value of the Defined Benefit Obligation (DBO) at the reporting date less the fair value of plan assets.

Management estimates the DBO annually with the assistance of independent actuaries. Actuarial gains/losses resulting from re-measurements of the liability/asset are included in other comprehensive income.

***Other long-term benefits***

The liabilities for leave (earned and half pay leave) and are not expected to be settled wholly within 12 months after the end of the period in which the employees render the related service. The Company has secured these liabilities against the plan assets. The liability is recognised in the statement of financial position basis the present value of expected future payments to be made in respect of services provided by employees upto the end of reporting period(using the projected unit credit method) less the fair value of plan assets.

Liability in respect of long-service awards is recognised in the statement of financial position basis the present value of expected future payments to be made in respect of services provided by employees upto the end of reporting period(using the projected unit credit method).

***Short-term employee benefits***

Short term benefits comprise of employee costs such as salaries, bonus etc. are accrued in the year in which the associated service are rendered by employees.

***Defined contribution plans***

Contributions with respect to provident fund and superannuation fund, defined contribution plans, are made to the trust set-up by the Company for the purpose.

***Other benefits***

Voluntary retirement expenses are charged to statement of profit and loss in the year of its incurrence.

**V. EARNINGS PER SHARE**

Basic earnings per share is calculated by dividing the net profit or loss for the period attributable to equity shareholders (after deducting attributable taxes) by the weighted average number of equity shares outstanding during the period. The weighted average number of equity shares outstanding during the period is adjusted for events including a bonus issue.

For the purpose of calculating diluted earnings per share, the net profit or loss for the period attributable to equity shareholders and the weighted average number of shares outstanding during the period are adjusted for the effects of all dilutive potential equity shares.

**W. RECENT ACCOUNTING PRONOUNCEMENT**

Ministry of Corporate Affairs (“MCA”) notifies new standards or amendments to the existing standards under Companies (Indian Accounting Standards) Rules as issued from time to time. On March 31, 2023, MCA amended the Companies (Indian Accounting Standards) Amendment Rules, 2023, as below:

**Ind AS 1 - Presentation of Financial Statements** - This amendment requires the entities to disclose their material accounting policies rather than their significant accounting policies. The effective date for adoption of this amendment is annual periods beginning on or after April 1, 2023. The company does not expect any significant impact of the amendment on its financial statements.

**Ind AS 8 - Accounting Policies, Changes in Accounting Estimates and Errors** - This amendment will help entities to distinguish between accounting policies and accounting estimates. The definition of a change in accounting estimates has been replaced with a definition of accounting estimates. Under the new definition, accounting estimates are “monetary amounts in financial statements that are subject to measurement uncertainty”. Entities develop accounting estimates if accounting policies require items in financial statements to be measured in a way that involves measurement uncertainty. The effective date for adoption of this amendment is annual period beginning on or after April 1, 2023. The company does not expect any significant impact of this amendment on its financial statements.

**Ind AS 12 - Income Taxes** - This amendment has narrowed the scope of the initial recognition exemption so that it does not apply to transaction that give rise to equal and offsetting temporary difference. The effective date of adoption of this amendment is annual period beginning on or after April 1, 2023. The company is evaluating the impact, if any, in its financial statements.

**X. SIGNIFICANT MANAGEMENT JUDGEMENT IN APPLYING ACCOUNTING POLICIES AND ESTIMATION UNCERTAINTY*****Significant management judgements***

When preparing the financial statements, management undertakes a number of judgements, estimates and assumptions about the recognition and measurement of assets, liabilities, income and expenses.

The following are significant management judgements in applying the accounting policies of the Company that have the most significant effect on the financial statements.

**Revenue** – For Lumpsum services and Turnkey Contracts the Company recognises revenue using the percentage completion method. Use of the percentage completion method requires the company to estimate the cost incurred relative to total expected cost to the satisfaction of performance obligation. This requires estimates to be made of the outcomes of long-term construction and service contracts, which require assessments and judgements to be made on changes in work scopes, balance efforts, cost and time to complete the contract including probability of levy for liquidated damages and price reduction for delay to the extent they are probable and they are capable of being reliably measured. Cost and time incurred have been used to measure progress towards completion as there is a direct relationship between input and satisfaction of performance obligation.

**Recognition of deferred tax assets**– The extent to which deferred tax assets can be recognized is based on an assessment of the probability of the Company’s future taxable income against which the deferred tax assets can be utilized.

***Estimation uncertainty***

Information about estimates and assumptions that have the most significant effect on recognition and measurement of assets, liabilities, income and expenses is provided below. Actual results may be substantially different.

**Recoverability of advances/receivables** – At each balance sheet date, based on historical default rates observed over expected life, the management assesses the expected credit loss on outstanding receivables and advances.

**Defined benefit obligation (DBO)**– Management’s estimate of the DBO is based on a number of critical underlying assumptions such as standard rates of inflation, medical cost trends, mortality, discount rate and anticipation of future salary increases. Variation in these assumptions may significantly impact the DBO amount and the annual defined benefit expenses.

**Provisions** – At each balance sheet date, based on the management judgment, changes in facts and legal aspects, the Company assesses the requirement of provisions against the outstanding warranties and guarantees. However the actual future outcome may be different from this judgement.

**Leases** - Ind AS 116 requires lessees to determine the lease term as the non-cancellable period of a lease adjusted with any option to extend or terminate the lease, if the use of such option is reasonably certain. The Company makes an assessment on the expected lease term on a lease-by-lease basis and thereby assesses whether it is reasonably certain that any options to extend or terminate the contract will be exercised. In evaluating the lease term, the Company considers factors such as any significant leasehold improvements undertaken over the lease term, costs relating to the termination of the lease and the importance of the underlying asset to company operations taking into account the location of the underlying asset and the availability of suitable alternatives. The lease term in future periods is reassessed to ensure that the lease term reflects the current economic circumstances. After considering current and future economic conditions, the Company has concluded that no changes are required to lease period relating to the existing lease contracts.





## Notes to the financial statements for the year ended 31 March 2023

## Note - 4

## Property, Plant and Equipment

(₹ in Lakhs)

Particulars	Freehold land	Building	Plant and machinery	Computer hardware	Furniture, fixtures and office / construction equipments	Vehicles	Library books	E&P Assets Producing Property	Total	Capital work-in-progress
<b>Gross carrying amount</b>										
At 1 April 2021	298.08	23,810.88	415.97	4,092.87	2,284.65	0.41	70.92	-	30,973.78	-
Additions	-	249.32	506.03	185.25	725.29	8.11	7.72	-	1,681.72	-
Reclassification from/to investment property due to change in use	-	(15.70)	-	-	(1.29)	-	-	-	(16.99)	-
Exchange difference on translation of foreign operation	-	0.35	-	3.99	11.09	-	-	-	15.43	-
Disposals/assets written off/ Adjustment	-	(21.13)	-	(59.52)	(45.53)	-	(0.36)	-	(126.54)	-
<b>Balance as at 31 March 2022</b>	<b>298.08</b>	<b>24,023.72</b>	<b>922.00</b>	<b>4,222.59</b>	<b>2,974.21</b>	<b>8.52</b>	<b>78.28</b>	<b>-</b>	<b>32,527.40</b>	<b>-</b>
Additions	-	297.05	213.76	877.49	322.79	-	-	-	1,711.09	-
Reclassification from/to investment property due to change in use	-	(14.72)	-	-	-	-	-	-	(14.72)	-
Exchange difference on translation of foreign operation	-	0.99	-	(8.85)	31.28	-	-	-	23.42	-
Transfer from Intangible Assets under Development-Exploration and evaluation assets	-	-	-	-	-	-	-	749.76	749.76	-
Disposals/assets written off/ Adjustment	-	(5.10)	(2.79)	(38.61)	(44.03)	-	(0.02)	-	(90.55)	-
<b>Balance as at 31 March 2023</b>	<b>298.08</b>	<b>24,301.94</b>	<b>1,132.97</b>	<b>5,052.62</b>	<b>3,284.25</b>	<b>8.52</b>	<b>78.26</b>	<b>749.76</b>	<b>34,906.40</b>	<b>-</b>
<b>Accumulated depreciation</b>										
At 1 April 2021	-	5,372.08	85.34	3,483.97	1,400.64	0.18	70.92	-	10,413.13	-
Charge for the year	-	964.84	40.45	219.87	216.88	0.22	7.72	-	1,449.98	-
Reclassification from/to investment property due to change in use	-	(9.05)	-	-	(0.95)	-	-	-	(10.00)	-
Exchange difference on translation of foreign operation	-	0.24	-	3.42	11.97	-	-	-	15.63	-
Adjustments for disposals	-	(14.02)	-	(30.13)	(31.32)	-	(0.36)	-	(75.83)	-

(₹ in Lakhs)

Particulars	Freehold land	Building	Plant and machinery	Computer hardware	Furniture, fixtures and office / construction equipments	Vehicles	Library books	E&P Assets Producing Property	Total	Capital work-in-progress
<b>Balance as at 31 March 2022</b>	-	<b>6,314.09</b>	<b>125.79</b>	<b>3,677.13</b>	<b>1,597.22</b>	<b>0.40</b>	<b>78.28</b>		<b>11,792.91</b>	-
Charge for the year	-	958.14	80.67	234.18	324.59	1.13	-	1.49	1,600.20	-
Reclassification from/to investment property due to change in use	-	(7.44)	-	-	-	-	-	-	(7.44)	-
Exchange difference on translation of foreign operation	-	0.71	-	0.05	30.46	-	-	-	31.22	-
Adjustments for disposals	-	(3.31)	-	(31.65)	(20.44)	-	(0.02)	-	(55.42)	-
<b>Balance as at 31 March 2023</b>	-	<b>7,262.19</b>	<b>206.46</b>	<b>3,879.71</b>	<b>1,931.83</b>	<b>1.53</b>	<b>78.26</b>	<b>1.49</b>	<b>13,361.47</b>	-
<b>Accumulated Impairment</b>										
Opening Balance	-	-	-	-	-	-	-	-	-	-
Transfer from Intangible Assets under Development-Exploration and evaluation assets	-	-	-	-	-	-	-	546.63	546.63	-
Provision for Impairment provided during the year	-	-	-	-	-	-	-	15.87	15.87	-
<b>Balance as at 31 March 2023</b>	-	-	-	-	-	-	-	<b>562.50</b>	<b>562.50</b>	-
<b>Net book value as at 31 March 2022</b>	<b>298.08</b>	<b>17,709.63</b>	<b>796.21</b>	<b>545.46</b>	<b>1,376.99</b>	<b>8.12</b>	-	-	<b>20,734.49</b>	<b>622.95</b>
<b>Net book value as at 31 March 2023</b>	<b>298.08</b>	<b>17,039.75</b>	<b>926.51</b>	<b>1,172.91</b>	<b>1,352.42</b>	<b>6.99</b>	-	<b>185.77</b>	<b>20,982.43</b>	<b>2,591.70</b>

**(i) Contractual obligations**

Refer to note 40B(a) for disclosure of contractual commitments for the acquisition of property, plant and equipment.

**(ii) Restriction on title of property, plant and equipment, refer note 42 (ii).****Note - 5****Investment Property**

(₹ in Lakhs)

Particulars	Leasehold land*	Building and related fixtures/ assets	Total
<b>Gross carrying amount</b>			
At 1 April 2021	615.37	4,106.05	4,721.42
Additions	-	54.88	54.88
Reclassification from/to property, plant and equipment due to change in use	-	16.99	16.99
Disposals/assets written off/Adjustment	-	(2.15)	(2.15)
<b>Balance as at 31 March 2022</b>	<b>615.37</b>	<b>4,175.77</b>	<b>4,791.14</b>



(₹ in Lakhs)

Particulars	Leasehold land*	Building and related fixtures/ assets	Total
Additions	-	56.91	56.91
Reclassification from/to property, plant and equipment due to change in use	-	14.72	14.72
Reclassification from/to Right of use Assets due to change in use	-	-	-
Disposals/assets written off/Adjustment	-	-	-
<b>Balance as at 31 March 2023</b>	<b>615.37</b>	<b>4,247.40</b>	<b>4,862.77</b>
<b>Accumulated depreciation</b>			
At 1 April 2021	12.80	630.20	643.00
Charge for the year	7.55	167.77	175.32
Reclassification from/to property, plant and equipment due to change in use	-	10.00	10.00
Adjustments for disposals	-	(1.50)	(1.50)
<b>Balance as at 31 March 2022</b>	<b>20.35</b>	<b>806.47</b>	<b>826.82</b>
Charge for the year	7.55	169.71	177.26
Reclassification from/to property, plant and equipment due to change in use	-	7.44	7.44
Adjustments for disposals	-	-	-
<b>Balance as at 31 March 2023</b>	<b>27.90</b>	<b>983.62</b>	<b>1,011.52</b>
<b>Net book value as at 31 March 2022</b>	<b>595.02</b>	<b>3,369.30</b>	<b>3,964.32</b>
<b>Net book value as at 31 March 2023</b>	<b>587.47</b>	<b>3,263.78</b>	<b>3,851.25</b>

\*Refer note 39 for details

(i) **Contractual obligations**

Refer to note 40B(b) for disclosure of contractual commitments for the acquisition of investment property.

(ii) **Amounts recognised in statement of profit and loss for investment properties**

(₹ in Lakhs)

	31 March 2023	31 March 2022
Rental income	1,819.96	1,917.55
<b>Less:</b>		
Direct operating expenses generating rental income	393.02	455.17
Direct operating expenses that did not generate rental income	269.30	250.26
<b>Profit/(Loss) from leasing of investment properties</b>	<b>1,157.64</b>	<b>1,212.12</b>

(iii) **Leasing arrangements**

Certain investment properties are leased to tenants under long-term operating leases with rentals payable monthly. Refer note 39 for details.

(iv) **Fair value of investment property**

Description	Fair Value (₹ in Lakhs)	
	31 March 2023	31 March 2022
Residential flats	9,338.22	7,410.58
Land and building	32,175.33	32,620.98
Office premises	2,326.52	2,138.70

**Fair value hierarchy and valuation technique**

The fair value of investment property has been determined by external, independent property registered valuers, as defined under Rule 2 of Companies (Registered Valuers and Valuation) Rules 2017, having appropriate recognised professional qualification and recent experience in the location and category of the property being valued. The Company obtains independent valuations for its investment properties annually and fair value measurement has been categorised as Level 3. The fair valuation has been carried out using current prices in an active market for similar properties (market approach) and under replacement cost method (cost approach).

**Note - 6A****Other Intangible Assets**

(₹ in Lakhs)

Particulars	Computer software	Total
<b>Gross carrying amount</b>		
At 1 April 2021	2,504.18	2,504.18
Additions	425.88	425.88
Exchange difference on translation of foreign operation	5.41	5.41
Disposals/assets written off	0.04	0.04
<b>Balance as at 31 March 2022</b>	<b>2,935.51</b>	<b>2,935.51</b>
Additions	180.78	180.78
Exchange difference on translation of foreign operation	10.03	10.03
Disposals/assets written off	-	-
<b>Balance as at 31 March 2023</b>	<b>3,126.32</b>	<b>3,126.32</b>
<b>Accumulated amortisation</b>		
At 1 April 2021	2,272.18	2,272.18
Amortisation charge for the year	466.46	466.46
Exchange difference on translation of foreign operation	5.17	5.17
Adjustments for disposals	-	-
<b>Balance as at 31 March 2022</b>	<b>2,743.81</b>	<b>2,743.81</b>
Amortisation charge for the year	138.54	138.54
Exchange difference on translation of foreign operation	14.70	14.70
Adjustments for disposals	-	-
<b>Balance as at 31 March 2023</b>	<b>2,897.05</b>	<b>2,897.05</b>
<b>Net book value as at 31 March 2022</b>	<b>191.70</b>	<b>191.70</b>
<b>Net book value as at 31 March 2023</b>	<b>229.27</b>	<b>229.27</b>

**Note - 6B****Intangible assets under development\***

(₹ in Lakhs)

Particulars	Exploration and evaluation assets	Total
<b>Gross carrying amount</b>		
At 1 April 2021	2,985.74	2,985.74
Additions	61.54	61.54
Transfer/adjustment	-	-
Disposals/assets written off	-	-
<b>Balance as at 31 March 2022</b>	<b>3,047.28</b>	<b>3,047.28</b>
Additions	190.48	190.48
Transfer/adjustment	(749.76)	(749.76)
Disposals/assets written off	-	-
<b>Balance as at 31 March 2023</b>	<b>2,488.00</b>	<b>2,488.00</b>
<b>Provision for Impairment</b>		
At 1 April 2021	2,958.37	2,958.37
For the year	57.89	57.89
Transfer/adjustment	-	-
<b>Balance as at 31 March 2022</b>	<b>3,016.26</b>	<b>3,016.26</b>



(₹ in Lakhs)

Particulars	Exploration and evaluation assets	Total
For the year	18.37	18.37
Transfer/adjustment	(546.63)	(546.63)
<b>Balance as at 31 March 2023</b>	<b>2,488.00</b>	<b>2,488.00</b>
<b>Net book value as at 31 March 2022</b>	<b>31.02</b>	<b>31.02</b>
<b>Net book value as at 31 March 2023</b>	-	-

\*Refer note 44

**Note - 7**

(₹ in Lakhs)

Particulars	31 March 2023	31 March 2022
<b>A Investments - Non-Current</b>		
<b>Equity instruments</b>		
<b>Investment in subsidiary companies (unquoted)</b>		
<i>Certification Engineers International Limited</i>	20.00	20.00
<i>9,00,000 (previous year 31 March 2022: 900,000) equity shares of ₹ 100 each fully paid up in wholly owned subsidiary, out of which 8,80,000 equity shares were received by way of Bonus shares</i>		
<b>Sub-total (A)</b>	<b>20.00</b>	<b>20.00</b>
<b>Investment in joint venture companies (unquoted)</b>		
<i>TEIL Projects Limited</i>	541.61	541.61
<i>5,500,000 (previous year 31 March 2022 : 5,500,000) equity shares of ₹ 10 each fully paid up</i>		
<i>Less: Impairment in value of investments</i>	(541.61)	(541.61)
<b>Sub-total (B)</b>	<b>-</b>	<b>-</b>
<b>Ramagundam Fertilizers and Chemicals Limited</b>	49,146.24	49,146.24
<i>491,462,400 (previous year 31 March 2022: 491,462,400) equity shares of ₹ 10 each fully paid up</i>		
<b>Sub-total (C)</b>	<b>49,146.24</b>	<b>49,146.24</b>
<b>Investment in Associate companies (unquoted)</b>		
<i>LLC Bharat Energy Office</i>	75.97	75.97
<i>Participating interest of 20%(previous year 31 March 2022: 20%)</i>		
<b>Sub-total (D)</b>	<b>75.97</b>	<b>75.97</b>
<b>Other Investment (unquoted)</b>		
<i>Unquoted equity shares (Fair Value) through OCI</i>		
<i>Numaligarh Refinery Limited #</i>	76,631.92	74,440.00
<i>6,42,93,914 (previous year 31 March 2022: 3,21,46,957) equity shares of ₹ 10 each fully paid up, out of which 3,21,46,957 equity shares were received by way of Bonus shares.</i>		
<b>Sub-total (E)</b>	<b>76,631.92</b>	<b>74,440.00</b>
<b>Grand total (A+B+C+D+E)</b>	<b>125,874.13</b>	<b>123,682.21</b>
Aggregate book value of unquoted investments - Gross book value	126,415.74	124,223.82
Aggregate amount of impairment in value of investments	541.61	541.61

Particulars	Principal place of business	Ownership interests	Accounted on
Certification Engineers International Limited	India	100%	
TEIL Projects Limited (under liquidation)	India	50%	Stated at cost as per the provisions of Ind AS 27 'Separate Financial Statements'
LLC Bharat Energy Office	Russia	20%	
Ramagundam Fertilizers and Chemicals Limited	India	26.00% (Previous year 31 March 2022 : 26.76%)	

# During the FY 2020-21 Company has acquired 4.37% Equity Share Capital ( Equity Shares 3,21,46,957 of ₹ 10 each fully paid up) in Numaligarh Refinery Limited purchased at ₹ 217.75 per share.

Particulars	(₹ in Lakhs)	
	31 March 2023	31 March 2022
<b>B Investments - Current</b>		
<b>Liquid plan of mutual funds (quoted)</b>		
<b>SBI Liquid Fund 2,70,767.402 units (Previous year 31 March 2022: Nil units)</b>	9,539.95	-
<i>-Direct Growth Plan 31 March 2023 NAV -₹ 3523.3030 (Previous Year 31 March 22 NAV- Nil)</i>		
<b>Union Liquid Fund 2,30,585.676 units (Previous year 31 March 2022: Nil units)</b>	5,002.44	-
<i>-Direct Plan 31 March 2023 NAV - ₹ 2169.4479 (Previous Year 31 March 22 NAV- Nil)</i>		
<b>Baroda Liquid Fund Nil units (Previous year 31 March 2022: 3,47,192.215 units)</b>	-	8,516.40
<i>-Direct Growth Plan 31 March 2023 NAV - Nil (Previous Year 31 March 22 NAV- ₹ 2,452.9344)</i>		
	<b>14,542.39</b>	<b>8,516.40</b>
Aggregate book value of quoted investments	14,542.39	8,516.40
Aggregate market value of quoted investments	14,542.39	8,516.40

## Note - 8

### A Loans - Non-Current

(Considered good unless otherwise stated)

#### Secured

Loans to related parties\* :

Loans to directors

0.07

-

Loans to employees

4,032.93

3,321.03

#### Unsecured

Loans to related parties\* :

Loans to directors

7.51

0.61

Loans to employees

3,208.72

2,854.71

**7,249.23**

**6,176.35**

### B Loans - Current

(Considered good unless otherwise stated)

#### Secured

Loans to related parties\* :

Loans to directors

0.89

-

Loans to employees

561.60

446.57

#### Unsecured

Loans to related parties\* :

Loans to directors

1.95

0.45

Loans to employees :

Considered good

843.75

755.53

Considered doubtful

3.16

3.16

**1,411.35**

**1,205.71**

Less: Allowance for expected credit losses

(3.16)

(3.16)

**1,408.19**

**1,202.55**

\* Refer note 38 (D)

**Note - 9**

(₹ in Lakhs)

Particulars	31 March 2023	31 March 2022
<b>A Other Financial Asset - Non-Current</b>		
Security deposits	155.46	116.30
Bank deposits with maturity more than 12 months	3,112.60	10.01
	<b>3,268.06</b>	<b>126.31</b>
(i) The above bank deposits includes ₹ 10.86 lakhs (previous year as at 31 March 2022: ₹ 10.01 lakhs) held as margin money/security against bank guarantees.		
(ii) The above also includes interest accrued on bank deposits of ₹ 1.75 lakhs (previous year 31 March 2022: Nil)		
<b>B Other Financial Asset - Current</b>		
<b>(Unsecured, considered good unless otherwise stated)</b>		
Security deposits :		
Considered good	423.37	165.96
Considered doubtful	4.23	4.23
Retention against contracts	18.64	14.63
Work-in-progress*:		
Considered good	71.75	-
Considered doubtful	403.76	286.41
Unbilled revenue :		
Considered good	45,721.17	36,067.80
Considered doubtful	232.25	178.69
Others	445.08	916.40
	<b>47,320.25</b>	<b>37,634.12</b>
Less: Allowance for expected credit losses	(640.24)	(469.33)
	<b>46,680.01</b>	<b>37,164.79</b>

\*As taken, valued and certified by the management

**Note - 10****Deferred Tax Assets (net)****Deferred tax assets arising on:**

## Employee benefits:

Provision for leave encashment	7,577.39	7,004.72
Provision for post retirement medical benefits	7,493.86	6,862.07
Provision for other benefits on retirement	61.72	59.32
Provision for long service awards	30.58	31.91
Provision for employee related expenses allowed on payment basis	781.78	610.97
Provision for Provident Fund Liability	2,476.81	3,132.48
Provision for contractual obligations	14,186.51	15,174.63
Provision for estimated losses	6.14	9.42
Provision for doubtful debts and advances	3,763.62	3,172.18
Provision for Impairment of Oil Blocks	767.75	762.90
Others:		
Provision for loss in joint venture	126.17	126.17
Amortised cost financial instruments	173.80	165.61
Leases	17.20	5.63
Capital Grant	8.74	2.07
Foreign currency translation reserve	2.25	(2.75)

**Deferred tax liabilities arising on:**

Depreciation	(2,433.95)	(2,255.81)
Net gain/(loss) on Equity Shares Carried at Fair value through OCI	(1,666.48)	(1,114.82)
	<b>33,373.89</b>	<b>33,746.70</b>

## Movement in above mentioned deferred tax assets and liabilities

(₹ in Lakhs)

Particulars	1 April 2021	Recognised in other comprehensive income	Recognised in statement of profit and loss	31 March 2022	Recognised in other comprehensive income	Recognised in statement of profit and loss	31 March 2023
<b>Deferred tax assets arising on:</b>							
Employee benefits	17,149.92	540.95	10.60	17,701.47	728.24	(7.57)	18,422.14
Provision for contractual obligations	13,626.48	-	1,548.15	15,174.63	-	(988.12)	14,186.51
Provision for estimated losses	56.43	-	(47.01)	9.42	-	(3.28)	6.14
Provision for Impairment of Oil Blocks	744.56	-	18.34	762.90	-	4.85	767.75
Provision for doubtful debts and advances	3,647.30	-	(475.12)	3,172.18	-	591.44	3,763.62
Others	247.48	-	52.00	296.73	5.00	26.43	328.16
<b>Deferred tax liabilities arising on:</b>							
Depreciation	(2,106.01)	-	(149.81)	(2,255.81)	-	(178.14)	(2,433.95)
Net gain/(loss) on Equity Shares Carried at Fair value through OCI	-	(1,114.82)	-	(1,114.82)	(551.66)	-	(1,666.48)
Others	(2.12)	(0.62)	-	-	-	-	-
<b>Total</b>	<b>33,364.04</b>	<b>(574.49)</b>	<b>957.15</b>	<b>33,746.70</b>	<b>181.58</b>	<b>(554.39)</b>	<b>33,373.89</b>

## Note - 11

(₹ in Lakhs)

Particulars	31 March 2023	31 March 2022
<b>A Non-Current Tax Assets (net)</b>		
Advance income tax (net of provision for taxation amounting to ₹ 21,613.94 lakhs (Previous year 31 March 2022: ₹ 49,065.88 lakhs))	8,373.03	4,522.18
	<u>8,373.03</u>	<u>4,522.18</u>
<b>B Current Tax Assets (net)</b>		
Advance income tax (net of provision for taxation amounting to Nil (previous year 31 March 2022: Nil))	44.78	-
	<u>44.78</u>	<u>-</u>

## Note - 12

## A Other Non-Current Assets

(Unsecured, considered good unless otherwise stated)

Capital advances	0.23	23.34
Prepaid expense and rent advance	2,182.14	2,333.04
	<u>2,182.37</u>	<u>2,356.38</u>

## B Other Current Assets

(Unsecured, considered good unless otherwise stated)

Advances to vendors/contractors:		
Considered good*	28,352.22	9,915.79
Considered doubtful	8.59	10.39
Prepaid expenses	1,287.44	1,178.84
Deposit with statutory authorities	8,822.22	6,740.97
Claims receivable :		
Considered good	0.37	0.56
Considered doubtful	2.02	1.83
Advances to employees :		
Considered good	1,288.55	331.80
Considered doubtful	0.09	0.09
Other advances	3.00	3.09
	<u>39,764.50</u>	<u>18,183.36</u>
Less: Impairment of non-financial assets	(10.70)	(12.31)
	<u>39,753.80</u>	<u>18,171.05</u>

\*Includes ₹ 17,800.15 Lakhs (previous year as at 31 March 2022: ₹ 1,323.95 Lakhs) being amount deposited with courts/legal authorities, realisation of same is subject to final outcome of legal proceedings.



**Note - 13**

(₹ in Lakhs)

Particulars	31 March 2023	31 March 2022
<b>Inventories</b>		
<b>(lower of cost or net realizable value)</b>		
Stores, spares and chemicals in hand*	109.03	226.48
	<b>109.03</b>	<b>226.48</b>

\* Includes projects inventory to the tune of ₹ 6.23 lakhs (previous year 31 March 2022: ₹ 138.30 lakhs)

**Note - 14**

Trade receivables

Trade receivable (Unsecured):

Considered good	35,294.02	37,102.61
Considered Doubtful (Credit Impaired)	14,310.51	12,144.82
	<b>49,604.53</b>	<b>49,247.43</b>
Less: Allowance for expected credit losses	(14,310.51)	(12,144.82)
	<b>35,294.02</b>	<b>37,102.61</b>

Trade receivable ageing schedule for the year ended as on March 31, 2023 and March 31, 2022:

**31 March 2023**

(₹ in Lakhs)

Particulars	Outstanding for following periods from due date of payment					Total
	Less than 6 months	6 months-1 year	1-2 years	2-3 years	More than 3 years	
(i) Undisputed Trade receivables- considered good	20,788.12	3,950.96	3,777.44	2,210.12	4,567.38	35,294.02
(ii) Undisputed Trade Receivables- Credit impaired	332.42	616.23	1,614.42	1,457.92	8,779.47	12,800.46
(iii) Disputed Trade receivables- considered good	-	-	-	-	-	-
(iv) Disputed Trade receivables- Credit impaired	-	-	-	-	1,510.05	1,510.05
<b>Total</b>	<b>21,120.54</b>	<b>4,567.19</b>	<b>5,391.86</b>	<b>3,668.04</b>	<b>14,856.90</b>	<b>49,604.53</b>
Less: Allowance for expected credit losses						(14,310.51)
						<b>Trade receivables</b>
						<b>35,294.02</b>

**31 March 2022**

(₹ in Lakhs)

Particulars	Outstanding for following periods from due date of payment					Total
	Less than 6 months	6 months-1 year	1-2 years	2-3 years	More than 3 years	
(i) Undisputed Trade receivables- considered good	19,748.62	4,863.09	3,687.59	4,509.98	4,293.33	37,102.61
(ii) Undisputed Trade Receivables- Credit impaired	435.62	668.13	1,520.79	1,682.66	6,281.63	10,588.83
(iii) Disputed Trade receivables- considered good	-	-	-	-	-	-
(iv) Disputed Trade receivables- Credit impaired	-	-	-	0.27	1,555.72	1,555.99
<b>Total</b>	<b>20,184.24</b>	<b>5,531.22</b>	<b>5,208.38</b>	<b>6,192.91</b>	<b>12,130.68</b>	<b>49,247.43</b>
Less: Allowance for expected credit losses						(12,144.82)
						<b>Trade receivables</b>
						<b>37,102.61</b>

**Note - 15**

(₹ in Lakhs)

Particulars	31 March 2023	31 March 2022
<b>Cash and cash equivalents</b>		
Balances with banks in current account*	6,013.44	2,257.58
Banks deposits having maturity of less than three months**	-	400.03
Cash and stamps on hand*	10.95	7.61
	<b>6,024.39</b>	<b>2,665.22</b>

\* Includes ₹ 141.33 lakhs (previous year 31 March 2022: ₹ 146.64 lakhs) in currencies which are not repatriable.

\*\* Includes interest accrued on bank deposits Nil (previous year 31 March 2022: ₹ 0.03 lakhs)

**Note - 16****Other Bank balances**

Unpaid dividend account #	195.93	209.81
Unspent CSR on Ongoing Project	718.31	1,297.82
Amount held on behalf of clients	1,845.36	827.14
Banks deposits having maturity of more than three months but are due for maturity within twelve months from balance sheet date (refer Notes below)	93,990.60	127,013.17
	<b>96,750.20</b>	<b>129,347.94</b>

Notes:

(i) Includes bank deposits having more than twelve months original maturity of ₹ 31,826.00 lakhs (previous year 31 March 2022: ₹ 13,460.00 lakhs)

(ii) Includes interest accrued on bank deposits ₹ 1,797.60 lakhs (previous year 31 March 2022: ₹ 1,709.17 lakhs)

**Note - 17****Equity Share Capital****Authorised share capital**

800,000,000 (previous year 31 March 2022: 800,000,000) equity shares of par value of ₹ 5 each	40,000.00	40,000.00
	<b>40,000.00</b>	<b>40,000.00</b>

**Issued share capital**

562,123,373 (previous year 31 March 2022: 562,123,373) equity shares of par value of ₹ 5 each	28,106.17	28,106.17
	<b>28,106.17</b>	<b>28,106.17</b>

**Subscribed and paid up**

562,042,373 (previous year 31 March 2022: 562,042,373) equity shares of par value of ₹ 5 each	28,102.12	28,102.12
---	-----------	-----------

**Add: Forfeited shares**

Amount originally paid up on 2,600 equity shares of par value of ₹ 5 each (previous year 31 March 2022: 2,600 equity shares of par value of ₹ 5 each)	0.01	0.01
	<b>28,102.13</b>	<b>28,102.13</b>



(₹ in Lakhs)

Particulars	31 March 2023	31 March 2022
<b>a) Reconciliation of shares outstanding at the beginning and at the end of the year</b>		
<b>Equity shares</b>	<b>Number</b>	<b>Number</b>
Shares outstanding at the beginning of the year	562,042,373	562,042,373.00
Less : Buy back of shares during the year	-	-
<b>Shares outstanding at the end of the year</b>	<b>562,042,373</b>	<b>562,042,373.00</b>
<b>b) Details of share holding of promoters</b>		
<b>Promoter name</b>	<b>Number</b>	<b>Number</b>
President of India	288,458,584	288,458,584
% of total shares	51.32%	51.32%
% Change During the Year	-	-
<b>c) Details of shareholders holding more than 5% equity shares in the Company</b>		
<b>Name of shareholders</b>	<b>Number</b>	<b>Number</b>
President of India	288,458,584	288,458,584
	51.32%	51.32%
<b>d) Other disclosures</b>		
Aggregate number of equity shares having par value of ₹ 5 each has been bought back by way of buy back during the period of five years immediately preceding the Balance sheet date	69,869,047	111,830,827
<b>e) Terms and rights attached to equity shares</b>		
The Company is having only one class of equity shares having par value of ₹ 5 each. Each Shareholder is eligible for one vote per share held. The Dividend proposed by Board of Directors is subject to the approval of Shareholders in the ensuing Annual General Meeting except in case of Interim Dividend. In the event of Liquidation, Equity Shareholders are eligible to receive the remaining assets of the Company after distribution of all preferential amount in proportion to their shareholding.		
<b>Note - 18</b>		
<b>Other equity</b>		
<b>A. General reserve</b>		
Balance at the beginning of the year	135,158.79	121,023.96
Add: Transferred from retained earnings	19,318.73	14,134.83
<b>Sub-total (a)</b>	<b>154,477.52</b>	<b>135,158.79</b>
<b>B. Capital Redemption reserve</b>		
Balance at the beginning of the year	5,591.54	5,591.54
Add: Transfer from General reserve	-	-
<b>Sub-total (b)</b>	<b>5,591.54</b>	<b>5,591.54</b>

(₹ in Lakhs)

Particulars	31 March 2023	31 March 2022
<b>C. Retained earnings</b>		
Balance at the beginning of the year	24,939.15	17,507.08
Add: Transferred from Statement of Profit and Loss	34,215.18	34,440.66
Add: Transferred from CSR Activity Reserve	1,117.82	1,925.10
Add: Transferred from Corpus for Medical Benefits for Employees retired prior to 01.01.2007	477.97	1,533.56
Less: Transfer to General reserve	19,318.73	14,134.83
Less: Interim and Final Dividend	16,861.27	14,613.10
Less: Transferred to CSR Activity Reserve	944.27	1,047.56
Less: Transferred to Corpus for Medical Benefits for Employees retired prior to 01.01.2007	660.06	671.76
<b>Sub-total (c)</b>	<b>22,965.79</b>	<b>24,939.15</b>
<b>D. CSR activity reserve</b>		
Balance at the beginning of the year	1,103.49	1,981.03
Add: Transferred from retained earnings	944.27	1,047.56
Less: Transferred to Retained earnings	1,117.82	1,925.10
<b>Sub-total (d)</b>	<b>929.94</b>	<b>1,103.49</b>
<b>E. Corpus for Medical Benefits for Employees retired prior to 01.01.2007</b>		
Balance at the beginning of the year	421.97	1,283.77
Add: Transferred from retained earnings	660.06	671.76
Less: Transferred to Retained earnings	477.97	1,533.56
<b>Sub-total (e)</b>	<b>604.06</b>	<b>421.97</b>
<b>F. Exchange difference on translation of foreign operation</b>		
Balance at the beginning of the year	94.46	64.62
Add: Transferred from Statement of Profit and Loss (OCI)	70.78	29.84
<b>Sub-total (f)</b>	<b>165.24</b>	<b>94.46</b>
<b>G. Remeasurement of defined benefit plans</b>		
Balance at the beginning of the year	(6,221.55)	(5,453.27)
Add: Transferred from Statement of Profit and Loss (OCI)	(1,003.56)	(768.28)
<b>Sub-total (g)</b>	<b>(7,225.11)</b>	<b>(6,221.55)</b>
<b>H. Net gain/(loss) on Equity Shares carried at Fair Value through OCI</b>		
Balance at the beginning of the year	3,314.68	-
Add: Transferred from Statement of Profit and Loss (OCI)	1,640.26	3,314.68
<b>Sub-total (h)</b>	<b>4,954.94</b>	<b>3,314.68</b>
<b>Grand total (a+b+c+d+e+f+g+h)</b>	<b>182,463.92</b>	<b>164,402.53</b>

**Nature and purpose of other reserves****General Reserve**

General Reserve is created out of the accumulated profits of the Company as per the provisions of Companies Act.

**Capital Redemption Reserve**

The Company has Created Capital Redemption Reserve out of free reserves, a sum equal to the nominal value of the shares purchased transferred to the capital redemption reserve account.

**Retained Earnings**

All the profits made by the Company are transferred to retained earnings from statement of profit and loss.

**CSR Activity Reserve**

The Company is required to create the CSR Activity Reserve for the allocation of expenses in respect of CSR activities. CSR Activity Reserve represents unspent amount, out of amounts set aside of profit earned in the past years for meeting social obligations as per Department of Public Enterprise guidelines for Corporate Social Responsibility and provisions of the Companies Act, 2013 and rules made thereunder.

**Corpus for Medical Benefits for Employees retired prior to 01.01.2007**

The Company has created separate corpus of medical benefits to retired employees who have retired prior to 01.01.2007 in terms of DPE guidelines.

**Other Comprehensive Income (OCI)**

Other comprehensive income represents balance arising on account of translation of foreign operation, gain/(loss) booked on re-measurement of defined benefit plans and gains/(loss) from investments in equity instruments designated at fair value.

**Note - 19**

(₹ in Lakhs)

Particulars	31 March 2023	31 March 2022
<b>A Other Financial Liabilities - Non-Current</b>		
Security deposits and retentions	230.35	135.38
	<b>230.35</b>	<b>135.38</b>
<b>B Other Financial Liabilities - Current</b>		
Security deposits and retentions	33,774.44	30,122.59
Capital creditors	1,611.93	1,023.46
Accrued employees benefits	1,969.91	2,548.86
Unpaid dividend*	195.93	209.81
Amount held on behalf of clients	1,845.36	827.14
	<b>39,397.57</b>	<b>34,731.86</b>

\*Excluding amount due for payment to Investor Education And Protection Fund

**Note - 20**

<b>A Provisions - Non-Current</b>		
Employees' post retirement/long-term benefits	315.63	326.23
Provision for abandonment costs	26.28	-
	<b>341.91</b>	<b>326.23</b>
<b>B Provisions - Current</b>		
Employees' post retirement/long-term benefits	6,902.74	5,997.20
Provision for contractual obligations	56,514.06	60,440.14
Provision for expected losses	24.38	37.44
Provision for corporate social responsibility	72.23	-
Provision for Impairment in PF Trust Investment [refer note 53 (C )]	9,841.09	12,446.27
	<b>73,354.50</b>	<b>78,921.05</b>

**Note - 21**

(₹ in Lakhs)

Particulars	31 March 2023	31 March 2022
<b>A Other Non-Current Liabilities</b>		
Advances received from clients	91.75	-
Deferred income	48.86	36.31
	<b>140.61</b>	<b>36.31</b>
<b>B Other Current Liabilities</b>		
Advances received from clients*	9,522.95	10,879.00
Income received in advance	65,604.58	70,057.61
Service tax/GST payable	6,853.53	5,250.63
Withholding for employees including employers contribution	1,594.34	1,573.88
Withholding for income taxes/TDS	2,657.99	2,316.38
Deferred income	24.90	22.35
Accrued provident fund liability**	4,263.04	2,188.24
Other liabilities	351.37	338.43
	<b>90,872.70</b>	<b>92,626.52</b>

\* Includes ₹ 7,114.09 lakhs (previous year 31 March 2022 : ₹ 7,114.09 lakhs) received pursuant to the order of Hon'able court against which appeal has been filed by the client.

\*\* Represents ₹ 4,263.04 Lakhs (previous year 31 March 2022 : ₹ 2,188.24 Lakhs) of accrued provident fund liability for default on account of Provident Fund Trust investment.

**Note - 22****Trade payables**

Total outstanding dues of Micro Enterprises and Small Enterprises (refer note 55)	8,584.13	8,228.71
Total outstanding dues of creditors other than Micro Enterprises and Small Enterprises	25,716.21	23,719.50
	<b>34,300.34</b>	<b>31,948.21</b>

Trade payables ageing schedule for the year ended as on March 31, 2023 and March 31, 2022:

**31 March 2023**

(₹ in Lakhs)

Particulars	Outstanding for following periods from due date of payment					Total
	Not Due	Less than 1 year	1-2 years	2-3 years	More than 3 years	
(i) MSME	4,856.82	3,727.31	-	-	-	8,584.13
(ii) Others	8,792.99	12,596.53	1.00	-	-	21,390.52
(iii) Disputed dues- MSME	-	-	-	-	-	-
(iv) Disputed dues- Others	956.50	-	-	-	3,369.19	4,325.69
<b>Grand Total</b>	<b>14,606.31</b>	<b>16,323.84</b>	<b>1.00</b>	<b>-</b>	<b>3,369.19</b>	<b>34,300.34</b>

**31 March 2022**

(₹ in Lakhs)

Particulars	Outstanding for following periods from due date of payment					Total
	Not Due	Less than 1 year	1-2 years	2-3 years	More than 3 years	
(i) MSME	2,655.26	5,573.45	-	-	-	8,228.71
(ii) Others	2,936.24	16,349.87	2.23	-	-	19,288.34
(iii) Disputed dues- MSME	-	-	-	-	-	-
(iv) Disputed dues- Others	1,123.48	-	-	-	3,307.68	4,431.16
<b>Grand Total</b>	<b>6,714.98</b>	<b>21,923.32</b>	<b>2.23</b>	<b>-</b>	<b>3,307.68</b>	<b>31,948.21</b>

**Note - 23**

(₹ in Lakhs)

Particulars	31 March 2023	31 March 2022
<b>Current Tax Liabilities (net)</b>		
Provision for taxation (net of advance tax amounting to Nil (previous year 31 March 2022 :Nil))	129.47	129.47
	<b>129.47</b>	<b>129.47</b>

**Note - 24**

<b>Revenue from operations*</b>		
<b>I Consultancy and engineering services</b>	<b>141,683.94</b>	<b>146,702.40</b>
<b>Increase/(decrease) in work-in-progress</b>		
Closing work-in-progress	403.76	286.41
Less: Opening work-in-progress	286.42	201.67
	<b>117.34</b>	<b>84.74</b>
Other operating income		
Income under service export from India scheme #	(9.80)	(1036.87)
<b>Sub-total (A)</b>	<b>141,791.48</b>	<b>145,750.27</b>
<b>II Turnkey projects</b>	<b>186,512.73</b>	<b>141,289.63</b>
Increase/(decrease) in work-in-progress		
Closing work-in-progress	71.75	-
Less: Opening work-in-progress	-	-
	<b>71.75</b>	<b>-</b>
<b>Sub-total (B)</b>	<b>186,584.48</b>	<b>141,289.63</b>
<b>Grand total (A+B)</b>	<b>328,375.96</b>	<b>287,039.90</b>

\* Excludes Goods and Services Tax (GST)

# For Previous Year adjustment of Income from SEIS due to capping notified by Government on 23 September 21

**Note - 25****Other income**

Interest income :

Bank deposits	5,396.09	4,991.46
Loan to employees	528.29	456.19
Income-tax refunds	378.46	-
Financial Assets carried at amortised cost	18.63	36.97
Others	456.81	704.20
Gain on modification of employee advances	141.44	-
Gain on modification of Leases	3.83	-
Amortization of deferred income	30.23	66.52
Dividend income from subsidiary company	774.00	963.00
Dividend income from Equity Investment	5,464.98	3,214.70
Capital gain from investments in mutual funds	376.30	475.50
Funds received against research and development (netting off the utilisation)	-	-
(31 March 2023: Received ₹ 12.88 lakhs and utilised ₹ 12.88 lakhs and 31 March 2022: Received ₹ 35.07 lakhs and utilised ₹ 35.07 lakhs)		
Profit on sale of assets	10.36	3.33
Foreign exchange difference (net)	1,142.92	514.43
Rental income	1,844.41	1,945.23
Miscellaneous income	344.94	301.66
	<b>16,911.69</b>	<b>13,673.19</b>

**Note - 26**

(₹ in Lakhs)

Particulars	31 March 2023	31 March 2022
Technical assistance/sub contracts	118572.44	99,794.27
	<b>118,572.44</b>	<b>99,794.27</b>

**Note - 27**

Construction materials and equipments	64221.15	37,283.44
	<b>64,221.15</b>	<b>37,283.44</b>

**Note - 28****Employee benefits expense**

## Salaries and allowances@

Staff	73,355.06	70,070.72
Directors	266.85	209.50

## Contribution towards employees pension and provident fund and administration charges thereon\*

Staff	9,304.23	8,073.42
Directors	22.08	17.46

## Contribution towards employees defined contributory superannuation scheme

Staff	5,697.94	6,333.11
Directors	23.90	19.45

## Staff Welfare #

Staff	3,732.50	4,437.78
Directors	4.11	5.76

Contribution to gratuity fund (net of contribution received from others)**	1,209.28	1,321.12
	<b>93,615.95</b>	<b>90,488.32</b>

@ Salaries and Allowances Includes :

a) ₹ 2,989.93 lakhs (previous year : ₹ 2,251.88 lakhs) on account of Leave Encashment Funded Scheme with LIC of India.

b) ₹ 639.48 lakhs (previous year : ₹ 856.24 lakhs) on account of estimated enhanced Gratuity ceiling due to increase in Dearness Allowance in terms of DPE guidelines (refer note no.56)

# Includes expenditure for medical benefits of ₹ 477.97 lakhs (previous year : ₹ 1,533.56 lakhs) for employees retired prior to 01.1.2007.

\*Includes ₹ 3,144.20 Lakhs (previous year: ₹ 2,248.62 Lakhs) towards expense on account of impairment of Provident Fund Trust investment.

\*\*Includes Term Insurance Premium paid to LIC of India.

**Note - 29****Finance cost**

Unwinding of discount on security deposit	21.91	56.92
Interest on Lease Liabilities	122.44	28.06
	<b>144.35</b>	<b>84.98</b>

**Note - 30****Depreciation and amortization**

Depreciation on property, plant and equipment	1,600.20	1,449.98
Depreciation of investment property	177.26	175.32
Amortization of other intangible assets	138.54	466.46
Depreciation on Right of use Assets	605.61	227.24
	<b>2,521.61</b>	<b>2,319.00</b>



**Note - 31**

(₹ in Lakhs)

Particulars	31 March 2023	31 March 2022
<b>Other expenses</b>		
<b>A Facilities</b>		
Rent expense - office	700.55	464.55
Rent - residential accommodation :		
Staff (net of recovery of ₹ 67.37 lakhs (previous year: ₹ 69.28 lakhs))	354.78	240.80
Light, water and power	1,525.65	1,318.84
Insurance	245.92	142.00
Miscellaneous repair and maintenance	3,748.66	4,098.71
Repair and maintenance of own building	251.12	330.90
Repair and maintenance of plant and machinery	829.80	665.53
Hire charges of office equipments	21.57	120.82
<b>Sub total (A)</b>	<b>7,678.05</b>	<b>7,382.15</b>
<b>B Corporate costs</b>		
Bank charges	149.02	178.57
Sitting fees to independent directors	35.80	10.20
Advertisement for tender and recruitment	33.70	41.32
Publicity	828.19	469.88
Subscription	147.36	135.96
Entertainment	133.73	75.52
Remuneration to auditors :		
For Audit	15.90	13.85
For Tax Audit	3.00	2.60
Others	12.55	11.73
Filing fee	0.19	8.43
Legal and professional charges	920.32	693.94
Licences and taxes	367.16	437.37
Loss on sale of assets	4.16	16.14
Fixed assets written off	18.18	10.20
<b>Sub total (B)</b>	<b>2,669.26</b>	<b>2,105.71</b>
<b>C Other costs</b>		
Consumables/stores/equipment - R&D Centre	19.84	11.57
Travel and conveyance		
Directors*	223.01	105.83
Others	10,288.33	8,363.66
Printing, stationery and general Office supplies	395.89	243.64
Newspapers and periodicals	17.59	19.81
Postage and telecommunications	452.75	473.40
Courier, transportation and handling	30.42	34.57
Commission to foreign agents	123.75	72.80
Allowance for expected credit losses - trade receivables and advances (net)	2,334.99	(1872.85)
Bad debts written off	162.65	128.32

Particulars	(₹ in Lakhs)	
	31 March 2023	31 March 2022
Deposits/Other Assets written off	20.64	7.71
Provision for contractual obligations (net)	(3926.08)	6,151.24
Provision for expected losses (net)	(13.06)	(186.78)
Provision for Impairment of Oil Block	34.24	57.89
Training Expenses :		
Travel	62.20	-
Others	184.37	39.09
CSR Expenses (Refer note 65 )	1,117.82	1,925.10
Expenditure relating to oil and gas exploration blocks(net)#	34.17	86.25
Loss on modification of employee advances	-	68.57
Miscellaneous expenses	346.72	819.85
	<b>11,910.24</b>	<b>16,549.67</b>
<b>Less: Inhouse expenditure relating to</b>		
Capital works	(49.27)	(78.77)
<b>Sub total (C)</b>	<b>11,860.97</b>	<b>16,470.90</b>
<b>Grand total (A+B+C)</b>	<b>22,208.28</b>	<b>25,958.76</b>

\*Includes recovery of ₹ 1.17 lakhs on account of use of car (previous year : ₹ 1.10 lakhs)

# Includes Income from E&P Assets amounting of ₹ 6.23 lakhs (previous year : Nil)

## Note - 32

### Income tax

#### Tax expense comprises of:

Current income tax	9,222.73	11,668.15
Earlier years tax adjustments (net)	11.57	(367.34)
Deferred tax	554.39	(957.15)
	<b>9,788.69</b>	<b>10,343.66</b>

The major components of income tax expense and the reconciliation of expected tax expense based on the domestic effective tax rate of the Company at 25.168% (Previous year :25.168%) and the reported tax expense in statement of profit and loss are as follows:

#### Statement of profit and loss

Accounting profit before tax	44,003.87	44,784.32
At India's statutory income tax rate of 25.168% (31 March 2022: 25.168%)	11,074.89	11,271.32

#### Adjustments in respect of tax expense

Tax impact of exempted income and deductions	(1,570.23)	(1,051.44)
Tax impact of expenses which will never be allowed	283.39	483.01
Earlier years current tax adjustments (net)	11.57	(367.34)
Earlier years deferred tax adjustments (net)	(6.51)	0.08
Others	(4.42)	8.03
	<b>9788.69</b>	<b>10,343.66</b>

The provision for current income-tax has been worked out taking into consideration the provisions of Income Computation and Disclosure Standards notified by Central Board of Direct Taxes vide Notification No. 87/2016 dated September 29, 2016.

**Note - 33****Earnings per share (EPS)**

Earnings per Share ("EPS") is determined based on the net profit attributable to the shareholders' of the Company. Basic earnings per share is computed using the weighted average number of shares outstanding during the year. Diluted earnings per share is computed using the weighted average number of common and dilutive common equivalent shares outstanding during the year including share options, except where the result would be anti-dilutive.

Particulars	31 March 2023	31 March 2022
Profit attributable to equity shareholders (Amount in ₹ lakhs)	34,215.18	34,440.66
Weighted average number of equity shares	562,042,373	562,042,373
<b>Nominal value per share in ₹</b>	5.00	5.00
<b>Earnings per equity share in ₹</b>		
Basic	6.09	6.13
Diluted	6.09	6.13

**Note - 34****(i) Fair value hierarchy**

Financial assets and financial liabilities are measured at fair value in the financial statement and are grouped into three Levels of a fair value hierarchy. The three Levels are defined based on the observability of significant inputs to the measurement, as follows:

**Level 1:** quoted prices (unadjusted) in active markets for financial instruments.

**Level 2:** inputs other than quoted prices included within Level 1 that are observable for the asset or liability, either directly or indirectly

**Level 3:** unobservable inputs for the asset or liability.

**(ii) Financial assets and liabilities measured at fair value – recurring fair value measurements****(₹ in Lakhs)**

31 March 2023	Level 1	Level 2	Level 3	Total
<b>Financial assets</b>				
Liquid plan of mutual funds	14,542.39	-	-	14,542.39
Unquoted equity shares (Fair Value) through OCI	-	-	76,631.92	76,631.92
<b>Total financial assets</b>	<b>14,542.39</b>	<b>-</b>	<b>76,631.92</b>	<b>91,174.31</b>

**Financial assets and liabilities measured at fair value – recurring fair value measurements**

31 March 2022	Level 1	Level 2	Level 3	Total
<b>Financial assets</b>				
Liquid plan of mutual funds	8,516.40	-	-	8,516.40
Unquoted equity shares (Fair Value) through OCI	-	-	74,440.00	74,440.00
<b>Total financial assets</b>	<b>8,516.40</b>	<b>-</b>	<b>74,440.00</b>	<b>82,956.40</b>

**(iii) Valuation technique used to determine fair value**

Specific valuation techniques used to value Liquid plan of mutual funds include - the use of net asset value for mutual funds on the basis of the statement received from investee party.

Specific valuation techniques used to value Unquoted equity shares (Fair Value) through OCI include - income approach (DCF), comparable companies approach and historical transaction method.

**(iv) Reconciliation Level 3 fair values**

The following table shows a reconciliation of opening balances to the closing balances for Level 3 fair values: (₹ in Lakhs)

Particulars	FY 2022-23	FY 2021-22
Balance as at the beginning of the year	74,440.00	70,010.50
Add: Additional investment during the year	-	-
Add: Fair Value gain recognized in Other Comprehensive Income	2,191.92	4,429.50
Less: Fair Value loss recognized in Other Comprehensive Income	-	-
Balance as at the end of the year	76,631.92	74,440.00

**Note - 35****Financial instruments****(i) Financial instruments by category**

(₹ in Lakhs)

Particulars	31 March 2023			31 March 2022		
	FVTOCI	FVTPL	Amortised cost	FVTOCI	FVTPL	Amortised cost
<b>Financial assets</b>						
Investments - Equity Shares (Fair Value) through OCI	76,631.92	-	-	74,440.00	-	-
Investments - mutual funds	-	14,542.39	-	-	8,516.40	-
Trade receivables	-	-	35,294.02	-	-	37,102.61
Loans	-	-	8,657.42	-	-	7,378.90
Other financial assets	-	-	49,948.07	-	-	37,291.10
Cash and cash equivalents	-	-	6,024.39	-	-	2,665.22
Other bank balances	-	-	96,750.20	-	-	129,347.94
<b>Total financial assets</b>	<b>76,631.92</b>	<b>14,542.39</b>	<b>196,674.10</b>	<b>74,440.00</b>	<b>8,516.40</b>	<b>213,785.77</b>
<b>Financial liabilities</b>						
Trade payables	-	-	34,300.34	-	-	31,948.21
Security deposits and retentions	-	-	34,004.79	-	-	30,257.97
Lease Liabilities	-	-	1,856.38	-	-	313.13
Other financial liabilities (Others)	-	-	4,011.20	-	-	3,585.81
Capital creditors	-	-	1,611.93	-	-	1,023.46
<b>Total financial liabilities</b>	<b>-</b>	<b>-</b>	<b>75,784.64</b>	<b>-</b>	<b>-</b>	<b>67,128.58</b>

Investment in mutual funds are valued at fair value through P&L at each Balance Sheet date.

Investment in subsidiaries, associate and joint venture are measured at cost as per Ind AS 27, 'Separate financial statements'.

Investment in other than subsidiaries, associates, joint ventures and mutual funds are valued at fair value through OCI at each Balance Sheet date.

The carrying value of the amortised financial assets and liabilities approximate to the fair value on the respective reporting dates.

**(ii) Risk management**

The Company's activities expose it to market risk, liquidity risk and credit risk. The Company's board of directors has overall responsibility for the establishment and oversight of the Company's risk management framework. This note explains the sources of risk which the entity is exposed to and how the entity manages the risk and the related impact in the financial statements.

**(A) Credit risk**

Credit risk is the risk that a counterparty fails to discharge its obligation to the Company. The Company's exposure to credit risk is influenced mainly by cash and cash equivalents, trade receivables and financial assets measured at amortised cost. The Company continuously monitors defaults of customers and other counterparties and incorporates this information into its credit risk controls.

**a) Credit risk management****i) Credit risk rating**

The Company assesses and manages credit risk of financial assets based on following categories arrived on the basis of assumptions, inputs and factors specific to the class of financial assets.

A: Low credit risk on financial reporting date

B: Moderate credit risk

C: High credit risk

The Company provides for expected credit loss based on the following:

Asset group	Basis of categorisation	Provision for expected credit loss
Low credit risk	Cash and cash equivalents, other bank balances, loans, trade receivables and other financial assets	12 month expected credit loss
Moderate credit risk	Trade receivables, loans and other financial assets	Life time expected credit loss or 12 month expected credit loss
High credit risk	Trade receivables	Life time expected credit loss or fully provided for

In respect of trade receivables, the company recognises a provision for lifetime expected credit loss.

Based on business environment in which the Company operates, a default on a financial asset is considered when the counter party fails to make payments within the agreed time period as per contract. Loss rates reflecting defaults are based on actual credit loss experience and considering differences between current and historical economic conditions.

Assets are written off when there is no reasonable expectation of recovery, such as a debtor declaring bankruptcy or a litigation decided against the Company. The Company continues to engage with parties whose balances are written off and attempts to enforce repayment. Recoveries made are recognised in statement of profit and loss.

(₹ in Lakhs)

Credit rating	Particulars	31 March 2023	31 March 2022
A: Low credit risk	Cash and cash equivalents, other bank balances, loans, trade receivables and other financial assets	196,674.10	213,785.77
B: Moderate credit risk	Trade receivables, loans and other financial assets	4,664.39	4,779.95
C: High credit risk	Trade receivables	10,289.52	7,837.36

ii) **Concentration of trade receivables**

The Company's exposure to credit risk for trade receivables is presented as below.

(₹ in Lakhs)

Particulars	31 March 2023	31 March 2022
Chemical Fertilizer	3,822.64	2,101.95
Hydro Carbon	38,909.13	41,922.56
Infrastructure	3,276.90	2,596.82
Metallurgy	200.55	56.23
Power	30.24	48.05
Others	3,365.08	2,521.82
Total	49,604.54	49,247.43

b) **Credit risk exposure**

(i) **Provision for expected credit losses**

The Company provides for 12 month expected credit losses for following financial assets –

**31 March 2023**

(₹ in Lakhs)

Particulars	Estimated gross carrying amount at default	Expected credit losses	Carrying amount net of impairment provision
Cash and cash equivalents	6,024.39	-	6,024.39
Other bank balances	96,750.20	-	96,750.20
Loans	8,660.58	3.16	8,657.42
Other financial assets	50,588.31	640.24	49,948.07

**31 March 2022**

(₹ in Lakhs)

Particulars	Estimated gross carrying amount at default	Expected credit losses	Carrying amount net of impairment provision
Cash and cash equivalents	2,665.22	-	2,665.22
Other bank balances	129,347.94	-	129,347.94
Loans	7,382.06	3.16	7,378.90
Other financial assets	37,760.43	469.33	37,291.10



## (ii) Expected credit loss for trade receivables under simplified approach

As at 31 March 2023

(₹ in Lakhs)

Particulars	0 - 90 Days	90 - 180 Days	180 - 270 Days	270 - 360 Days	360 - 450 Days	450 - 540 Days
Gross carrying value	17,135.92	3,984.61	1,526.75	3,040.44	735.22	1,801.10
Expected credit loss (provision)	90.87	241.55	131.33	484.90	76.40	472.12
Carrying amount (net of impairment)	17,045.05	3,743.06	1,395.42	2,555.54	658.83	1,328.99

Particulars	540- 630 Days	630 - 720 Days	720 - 1095 Days	>1095 days
Gross carrying value	2,467.51	388.04	3,668.03	14,856.90
Expected credit loss (provision)	942.73	123.19	1,457.92	10,289.52
Carrying amount (net of impairment)	1,524.78	264.85	2,210.12	4,567.38

As at 31 March 2022

(₹ in Lakhs)

Particulars	0 - 90 Days	90 - 180 Days	180 - 270 Days	270 - 360 Days	360 - 450 Days	450 - 540 Days
Gross carrying value	15,304.70	4,879.54	4,505.57	1,025.64	1,139.25	1,485.85
Expected credit loss (provision)	100.72	334.90	433.99	234.13	220.62	490.05
Carrying amount (net of impairment)	15,203.98	4,544.64	4,071.58	791.51	918.63	995.80

Particulars	540- 630 Days	630 - 720 Days	720 - 1095 Days	>1095 days
Gross carrying value	1,384.93	1,198.35	6,192.92	12,130.69
Expected credit loss (provision)	448.27	361.85	1,682.93	7,837.36
Carrying amount (net of impairment)	936.66	836.50	4,509.99	4,293.33

## Reconciliation of loss provision – lifetime expected credit losses

(₹ in Lakhs)

Reconciliation of loss allowance	Loans	Other financial assets	Trade receivables
<b>Loss allowance as on 1 April 2021</b>	-	<b>584.12</b>	<b>13,911.46</b>
Impairment loss recognised/reversed during the year	3.16	(114.79)	(1,654.66)
Amounts written off	-	-	(111.98)
<b>Loss allowance as on 31 March 2022</b>	<b>3.16</b>	<b>469.33</b>	<b>12,144.82</b>
Impairment loss recognised/reversed during the year	-	170.91	2,279.87
Amounts written off	-	-	(114.18)
<b>Loss allowance as on 31 March 2023</b>	<b>3.16</b>	<b>640.24</b>	<b>14,310.51</b>

**(B) Liquidity risk**

Liquidity risk is the risk that the Company will encounter difficulty in meeting the obligations associated with its financial liabilities that are settled by delivering cash or another financial asset. The Company's approach to managing liquidity is to ensure as far as possible, that it will have sufficient liquidity to meet its liabilities when they are due.

Management monitors rolling forecasts of the Company's liquidity position and cash and cash equivalents on the basis of expected cash flows. The Company takes into account the liquidity of the market in which the entity operates.

**Maturities of financial liabilities**

The tables below analyse the Company's financial liabilities into relevant maturity groupings based on their contractual maturities.

**(₹ in Lakhs)**

<b>31 March 2023</b>	<b>Less than 1 year</b>	<b>1 - 2 years</b>	<b>More than 2 years</b>	<b>Total</b>
<b>Non-derivatives</b>				
Trade payable	34,300.34	-	-	34,300.34
Security deposits and retentions	33,777.14	185.27	82.40	34,044.81
Capital creditors	1,611.93	-	-	1,611.93
Other financial liabilities (Others)	4,011.20	-	-	4,011.20
<b>Total</b>	<b>73,700.61</b>	<b>185.27</b>	<b>82.40</b>	<b>73,968.28</b>

**(₹ in Lakhs)**

<b>31 March 2022</b>	<b>Less than 1 year</b>	<b>1 - 2 years</b>	<b>More than 2 years</b>	<b>Total</b>
<b>Non-derivatives</b>				
Trade payable	31,948.21	-	-	31,948.21
Security deposits and retentions	30,126.29	43.18	113.81	30,283.28
Capital creditors	1,023.46	-	-	1,023.46
Other financial liabilities (Others)	3,585.81	-	-	3,585.81
<b>Total</b>	<b>66,683.77</b>	<b>43.18</b>	<b>113.81</b>	<b>66,840.76</b>

**(C) Market risk****(i) Foreign exchange risk**

The Company has international transactions and is exposed to foreign exchange risk arising from foreign currency transactions (imports and exports). Foreign exchange risk arises from future commercial transactions and recognised assets and liabilities denominated in a currency that is not the company's functional currency. The Company does not hedge its foreign exchange receivables/payables.





## Foreign currency risk exposure:

(₹ in Lakhs)

Particulars	Currency	31 March 2023	31 March 2022
Trade payables, security deposits and retentions	AED	372.73	268.59
	USD	434.39	9,893.11
	EURO	357.09	381.29
	GBP	462.92	436.35
	Others	10.29	89.92
Trade receivables and security deposits	AED	557.74	666.65
	USD	13,944.83	13,253.66
	EURO	107.09	101.05
	GBP	1.52	1.48
	Others	29.83	30.31
Cash and bank balance	AED	370.25	563.10
	USD	1.56	0.35
	GBP	27.77	27.67
	Others	144.00	151.44

## Sensitivity

The sensitivity of profit or loss to changes in the exchange rates arises mainly from foreign currency denominated financial instruments.

(₹ in Lakhs)

Particulars	Currency	Exchange rate increase by 1%		Exchange rate decrease by 1%	
		31 March 2023	31 March 2022	31 March 2023	31 March 2022
Trade payables, security deposits and retentions	AED	(3.73)	(2.69)	3.73	2.69
	USD	(4.34)	(98.93)	4.34	98.93
	EURO	(3.57)	(3.81)	3.57	3.81
	GBP	(4.63)	(4.36)	4.63	4.36
	Others	(0.10)	(0.90)	0.10	0.90
Trade receivables and security deposits	AED	5.58	6.67	(5.58)	(6.67)
	USD	139.45	132.54	(139.45)	(132.54)
	EURO	1.07	1.01	(1.07)	(1.01)
	GBP	0.02	0.01	(0.02)	(0.01)
	Others	0.30	0.30	(0.30)	(0.30)
Cash and bank balance	AED	3.70	5.63	(3.70)	(5.63)
	USD	0.02	0.00	(0.02)	0.00
	GBP	0.28	0.28	(0.28)	(0.28)
	Others	1.44	1.51	(1.44)	(1.51)

**(ii) Price risk**

The Company's exposure to price risk arises from investments held and classified as FVTPL. To manage the price risk arising from investments in mutual funds, the Company diversifies its portfolio of assets.

*Sensitivity analysis*

Profit or loss and Equity is sensitive to higher/lower prices of instruments on the Company's profit for the periods -

(₹ in Lakhs)

Particulars	31 March 2023	31 March 2022
<b>Price sensitivity</b>		
Price increase by (3 %)- FVTPL	436.27	255.49
Price decrease by (3 %)- FVTPL	(436.27)	(255.49)

**Note - 36****Capital management**

The Company's objectives when managing capital are:

- To ensure Company's ability to continue as a going concern, and
- To provide adequate return to shareholders

The Company manages its capital structure and makes adjustments to it in the light of changes in economic conditions and the risk characteristics of the underlying assets. In order to maintain or adjust the capital structure, the Company may adjust the amount of dividends paid to shareholders, return capital to shareholders or issue new shares.

The amounts managed as capital by the Company are summarised as follows:

(₹ in Lakhs)

	31 March 2023	31 March 2022
Equity share capital	28,102.13	28,102.13
Other equity	1,82,463.92	1,64,402.53

The Company has no outstanding debt as at the end of the respective years. Accordingly, the Company has nil capital gearing ratio as at 31 March 2023 and 31 March 2022.

**Note - 37****Dividends**

(₹ in Lakhs)

Nature	31 March 2023	31 March 2022
<b>Cash dividend on equity shares declared and paid</b>		
Final dividend for 31 March 2022 (₹ 1.00 per share) (previous year 31 March 2021: ₹ 0.60 per share)	5,620.42	3,372.25
Interim dividend for 31 March 2023 (₹ 2.00 per share) (previous year 31 March 2022: ₹ 2.00 per share)	11,240.85	11,240.85
<b>Total</b>	<b>16,861.27</b>	<b>14,613.10</b>

(₹ in Lakhs)

Proposed dividend on equity shares	31 March 2023	31 March 2022
Proposed Final dividend for 31 March 2023 (₹ 1 per share) (previous year 31 March 2022: ₹ 1.00 per share)	5620.42	5,620.42
<b>Total</b>	<b>5620.42</b>	<b>5,620.42</b>
Proposed dividend on equity shares are subject to approval at the annual general meeting and are not recognised as liability.		

**Note - 38****Related party**

Particulars	Principal place of business	Ownership interests	Accounted on
Certification Engineers International Limited ("CEIL")	India	100%	Stated at cost as per the provisions of Ind AS 27 'Separate Financial Statements'
TEIL Projects Limited ("TEIL") (Under liquidation)	India	50%	
Ramagundam Fertilizers and Chemicals Limited ("RFCL")	India	26.00% (Previous year: 31 March 2022: 26.76%)	
LLC Bharat Energy Office ("BEO")	Russia	20%	

Sl. No.	Name of the Related Party	Nature of Relationship
1.	Certification Engineers International Limited ("CEIL")	Wholly owned subsidiary
2.	TEIL Projects Limited ("TEIL") – Under Liquidation	Joint venture company
3.	Ramagundam Fertilizers And Chemicals Limited ("RFCL")	Joint venture company
4.	Oil And Gas Exploration And Production Block No. CB-ONN-2010/8 *	Joint operation - Participating Interest 22.22%
5.	Oil And Gas Exploration And Production Block No. CB-ONN-2010/11 *	Joint operation - Participating Interest 23.53%
6.	LLC Bharat Energy Office ("BEO")	Associate company
7.	EIL Employees Gratuity Trust	Trust
8.	EIL Employees PF Trust	Trust
9.	EIL Employees DCS Trust	Trust
<b>10.</b>	<b>Directors/key management personnel (KMP) (31 March 2023)</b>	
	Smt. Vartika Shukla	Chairman & Managing Director
	Mr. Dheeraj Kumar Ojha	Director (Government Nominee) w.e.f 15.06.2022
	Mr. Deepak Mhaskey	Non-Official Independent Director
	Mr. Harishkumar Madhusudan Joshi	Non-Official Independent Director
	Dr. Prashant Vasantrya Patil	Non-Official Independent Director
	Ms. Karuna Gopal Vartakavi	Non-Official Independent Director
	Mr. Ravi Shanker Prasad Singh	Non-Official Independent Director
	Mr. Jai Prakash Tomar	Non-Official Independent Director
	Mr. Ashok Kumar Kalra	Director (Human Resource)
	Mr. Sanjay Jindal	Director (Finance) w.e.f 10.06.2022, C.F.O w.e.f 20.06.2022
	Mr. Atul Gupta	Director (Commercial) w.e.f 16.08.2022
	Mr. Rajiv Agarwal	Director (Technical) w.e.f 26.09.2022
	Mr. Rajeev Gupta	Director (Projects) w.e.f 28.12.2022
	Mr. Suvendu Kumar Padhi	Company Secretary
	Mr. Rakesh Kumar Sabharwal	Ceased to be Director (Commercial) w.e.f. 01.06.2022
	Mr. Sanjeev Kumar Handa	Ceased to be Director (Project) w.e.f 01.10.2022
	Mr. Sunil Kumar	Ceased to be Director (Govt. Nominee) w.e.f. 12.12.2022
	Mr. M. Arulmurugan	Ceased to be Non-official Independent Director w.e.f. 12.07.2022
	Smt. Vartika Shukla	Ceased to be C.F.O w.e.f 20.06.2022

Sl. No.	Name of the Related Party	Nature of Relationship
11.	<b>Directors/key management personnel (KMP) (31 March 2022)</b>	
	Smt. Vartika Shukla	Chairman & Managing Director w.e.f 01.09.2021 with Addl. Charge Director (Finance) w.e.f 01.07.2021, Director (Technical) w.e.f. 01.09.2021 and CFO w.e.f. 23.07.2021
	Mr. Sunil Kumar	Director (Government Nominee)
	Mr. B. N. Reddy	Director (Government Nominee) up to 15.09.2021
	Mr. M. Arulmurugan	Non-Official Independent Director
	Mr. Deepak Mhaskey	Non-Official Independent Director w.e.f. 12.11.2021
	Mr. Harish kumar Madhusudan Joshi	Non-Official Independent Director w.e.f. 12.11.2021
	Dr. Prashant Vasantao Patil	Non-Official Independent Director w.e.f. 13.11.2021
	Ms. Karuna Gopal Vartakavi	Non-Official Independent Director w.e.f. 13.11.2021
	Mr. Ravi Shanker Prasad Singh	Non-Official Independent Director w.e.f. 17.11.2021
	Mr. Jai Prakash Tomar	Non-Official Independent Director w.e.f. 17.11.2021
	Mr. Rakesh Kumar Sabharwal	Director (Commercial) (Holding Addl. Charge of C&MD and CEO up to 31.08.2021)
	Mr. Sanjeev Kumar Handa	Director (Projects)
	Mr. Ashok Kumar Kalra	Director (Human Resource)
	Smt. Vartika Shukla	Director (Technical) up to 31.08.2021
	Mr. Sunil Bhatia	Director (Finance) and CFO up to 01.07.2021
	Mr. Sanjay Jindal	CFO (From 01.07.2021 to 23.07.2021)
	Mr. Suwendu Kumar Padhi	Company Secretary

\* These have been accounted for as joint operation in financial statements of the company.

#### Related party transactions

##### A. Transactions during the year

(₹ in Lakhs)

Particulars	Year Ended	Wholly Owned Subsidiary	Joint Venture Companies	Associate Company	Joint Operations		EIL Employees Trust			Total
		CEIL	RFCL	BEO	Block 2010-11	Block 2010-8	Gratuity Trust	PF Trust	DCS Trust	
Deputation of employees and reimbursement of expenses (at cost)	31 March 2023	-	382.96	-	-	-	-	-	-	382.96
	31 March 2022	-	438.53	-	-	-	-	-	-	438.53
Dividend	31 March 2023	774.00	-	-	-	-	-	-	-	774.00
	31 March 2022	963.00	-	-	-	-	-	-	-	963.00
Rendering of services and other transactions	31 March 2023	216.11	-	-	-	-	-	-	-	216.11
	31 March 2022	241.73	810.60	-	-	-	-	-	-	1052.33
Services and facilities received	31 March 2023	16.32	-	-	-	-	-	-	-	16.32
	31 March 2022	226.13	-	-	-	-	-	-	-	226.13
Equity contribution	31 March 2023	-	-	-	-	-	-	-	-	-
	31 March 2022	-	4,383.42	75.97	-	-	-	-	-	4,459.39



Particulars	Year Ended	Wholly Owned Subsidiary	Joint Venture Companies	Associate Company	Joint Operations		EIL Employees Trust			Total
		CEIL	RFCL	BEO	Block 2010-11	Block 2010-8	Gratuity Trust	PF Trust	DCS Trust	
Survey cost, capital expenditure and other costs (net)	31 March 2023	-	-	-	173.09	53.06	-	-	-	226.15
	31 March 2022	-	-	-	(3.87)	209.55	-	-	-	205.68
Office Maintenance/ Administrative Expenses	31 March 2023	-	-	(97.70)	-	-	-	-	-	(97.70)
	31 March 2022	-	-	-	-	-	-	-	-	-
Employers contribution	31 March 2023	-	-	-	-	-	144.37	7,923.23	6,747.56	14815.16
	31 March 2022	-	-	-	-	-	655.24	7,116.98	8,838.92	16611.14

**B. Balances during the year**

(₹ in Lakhs)

Particulars	As at	Wholly Owned Subsidiary	Joint Venture Companies	Associate Company	Joint Operations		EIL Employees Trust			Total
		CEIL	RFCL	BEO	Block 2010-11	Block 2010-8	Gratuity Trust	PF Trust	DCS Trust	
Outstanding receivables/ unbilled/advances paid/prepaid / deposits and other assets	31 March 2023	193.33	2,443.04	-	9.66	1.83	-	-	-	2647.86
	31 March 2022	113.85	2,032.19	-	2.82	1.83	-	-	-	2,150.69
Outstanding payable/ retentions	31 March 2023	20.54	-	13.41	33.97	51.69	-	-	-	119.61
	31 March 2022	74.73	-	-	10.76	117.07	-	-	-	202.56
Intangible assets under development & PPE (net of impairment)	31 March 2023	-	-	-	185.80	-	-	-	-	185.80
	31 March 2022	-	-	-	31.05	-	-	-	-	31.05
Employers contribution Outstanding	31 March 2023	-	-	-	-	-	(392.59)	4,751.33	-	4358.74
	31 March 2022	-	-	-	-	-	144.37	2,652.44	-	2796.81

**C. Transactions and balances pertaining to KMP's**

(₹ in Lakhs)

Particulars	31 March 2023	31 March 2022
<b>Transaction during the year</b>		
Remuneration/sitting fees#	390.21	299.56
Interest income on loans given	0.22	0.02
<b>Balance as at year end</b>		
Outstanding loans and interest	10.42	1.06

# This does not include the impact of provisions made on actuarial valuation of retirement benefits / long term benefit Schemes as the same are not separately ascertainable for individual directors.

## D. Loans to Specified persons

(₹ in Lakhs)

Particulars	31 March 2023		31 March 2022	
	Loans Outstanding	% of Total Loans	Loans Outstanding	% of Total Loans
Director	10.42	0.12%	1.06	0.01%
<b>Total</b>	<b>10.42</b>	<b>0.12%</b>	<b>1.06</b>	<b>0.01%</b>

## E. Defined benefit obligation for key management personnel

## Funded

(₹ in Lakhs)

Defined benefit obligation for key management personnel						
	Gratuity (funded)		Leave encashment (funded)		Post-retirement medical benefits (funded)	
	31 March 2023	31 March 2022	31 March 2023	31 March 2022	31 March 2023	31 March 2022
Total defined benefit obligation	102.63	77.46	190.30	116.44	85.48	61.84

## Unfunded

(₹ in Lakhs)

Defined benefit obligation for key management personnel				
	Long service award (unfunded)		Other benefits on retirement (unfunded)	
	31 March 2023	31 March 2022	31 March 2023	31 March 2022
Total defined benefit obligation	0.20	0.04	2.36	1.82

## Note - 39

## A. Lease

*Company as a lessee*

The Company's lease assets primarily consist of leases of lands, cars, office/residential premises and Computer Hardware. The Company assesses whether a contract contains a lease, at inception of a contract. A contract is, or contains, a lease if the contract conveys the right to control the use of an identified asset for a period of time in exchange for consideration.

At the date of commencement of the lease, the Company recognizes a right-of-use asset ("ROU") and a corresponding lease liability for all lease arrangements in which it is a lessee, except for leases with a term of twelve months or less (short-term leases) and low value leases.

Following are changes in the carrying value of right of use assets for the year ended 31 March 2023:

(₹ in Lakhs)

Particulars	Category of ROU asset				Total
	Land	Building	Vehicles	Computer Hardware	
Balance as of 1 April 2022	828.79	219.19	71.58	-	1,119.56
Additions	-	112.69	-	2,005.85	2,118.54
Depreciation	(10.73)	(145.75)	(68.01)	(381.12)	(605.61)
Deletion	-	(26.39)	-	-	(26.39)
<b>Balance as of 31 March 2023</b>	<b>818.06</b>	<b>159.74</b>	<b>3.57</b>	<b>1,624.73</b>	<b>2606.10</b>

Following are changes in the carrying value of right of use assets for the year ended 31 March 2022:

(₹ in Lakhs)

Particulars	Category of ROU asset				Total
	Land	Building	Vehicles	Computer Hardware	
Balance as of 1 April 2021	839.52	192.08	156.17	-	1,187.77
Additions	-	159.03	-	-	159.03
Depreciation	(10.73)	(131.92)	(84.59)	-	(227.24)
<b>Balance as of 31 March 2022</b>	<b>828.79</b>	<b>219.19</b>	<b>71.58</b>	<b>-</b>	<b>1,119.56</b>



The aggregate depreciation expense on ROU assets is included under depreciation and amortization expense in the statement of Profit and Loss.

The following is the break-up of current and non-current lease liabilities:

(₹ in Lakhs)

Particulars	31 March 2023	31 March 2022
Current lease liabilities	575.69	207.47
Non-Current lease liabilities	1,280.69	105.66
<b>Total</b>	<b>1,856.38</b>	<b>313.13</b>

The following is the movement in lease liabilities:

(₹ in Lakhs)

Particulars	Year ended 31 March 2023	Year ended 31 March 2022
<b>Balance at the beginning</b>	<b>313.13</b>	<b>367.56</b>
Additions	2,118.54	159.03
Finance cost accrued during the year	122.44	28.06
Deletion	(30.22)	-
Payment of lease liabilities	(667.51)	(241.52)
<b>Balance at the end</b>	<b>1,856.38</b>	<b>313.13</b>

The detail regarding the contractual maturities of lease liabilities on undiscounted basis is as follows:

(₹ in Lakhs)

Particulars	31 March 2023	31 March 2022
Less than one year	673.43	223.19
One year to two years	638.97	88.33
More than two years	754.45	21.50
<b>Total</b>	<b>2,066.85</b>	<b>333.02</b>

The Company does not face a significantly liquidity risk with regard to its lease liabilities as the current assets (including cash and bank balances) are sufficient to meet the obligations related to lease liabilities as and when they fall due.

During the year Company recognise as operating expenses of ₹ 545.36 Lakhs (Previous year : ₹ 573.07 Lakhs) towards short term leases for certain office/residential premises, cars and Computer Hardware.

#### **Company as a lessor**

The Company has given certain office/residential premises on operating lease. During the year an amount of ₹ 1819.96 Lakhs (including reimbursement of operating expenditure of ₹ 337.31 Lakhs)(Previous year: ₹ 1917.55 Lakhs (including reimbursement of operating expenditure of ₹ 400.68 Lakhs)) has been accounted for as rental income in respect of these operating leases.

The detail regarding the contractual maturities of lease payments to be received on undiscounted basis is as follows:

(₹ in Lakhs)

Particulars	31 March 2023	31 March 2022
Less than one year	190.30	1,226.06
One year to two years	-	131.99
More than two years	-	-
<b>Total</b>	<b>190.30</b>	<b>1,358.05</b>

## **Note - 40**

### **A. Contingent Liabilities:**

- a) Claims against the Company not acknowledged as debt.

- Commercial claims including employee's claims pending in the Courts or lying with Arbitrators amounting to ₹ 26,255.60 Lakhs (previous year 31 March 2022: ₹ 23,927.03 Lakhs).

- During the year an amount of ₹ 381.97 Lakhs (previous year: ₹ 8.27 Lakhs) reduced from vendors invoices for 'delayed supply' on account of PRS in terms of provision of contract, for which credit note is yet to be received.

- b) (i) The Company has filed a Special Leave Petition (SLP) before Hon'ble Supreme Court against the dismissal of Writ appeal filed before Hon'ble Karnataka High Court against VAT Assessment Order of Deputy Commissioner of commercial Taxes dated 29th July 2016 levying tax of ₹ 4,540.02 Lakhs (including interest) (Previous year 31st March 2022: ₹ 4,302.29 Lakhs (including interest)) for the financial year 2009-10.
- (ii) The Company has filed a Special Leave Petition (SLP) before Hon'ble Supreme Court against the dismissal of Writ appeal filed before Hon'ble Karnataka High Court against the VAT Assessment Order of Deputy Commissioner of commercial Taxes dated 14th March 2017 levying tax of ₹ 36,492.56 Lakhs (including interest) (Previous year 31st March 2022: ₹ 34,512.56 Lakhs (including interest)) for the financial year 2010-11.
- (iii) The Company has filed a Special Leave Petition (SLP) before Hon'ble Supreme Court against the dismissal of Writ appeal filed before Hon'ble Karnataka High Court against the VAT Assessment Order of Deputy Commissioner of commercial Taxes dated 25th March 2019 levying tax of ₹ 790.48 Lakhs (including interest) (Previous year 31st March 2022: ₹ 739.08 lakhs(including interest)) for the financial year 2013-14
- (iv) The Company has filed writ petition before Hon'ble Karnataka High Court against the Proposition Notice issued by Assistant Commissioner of Commercial Taxes dated 21 February 2019 for the financial year 2014-15. The Hon'ble Karnataka High Court vide order dated 25 April 2019 issued directions to commercial tax department not to enforce demand order without leave of the court. However the company received demand order dated 30 March 2019 levying tax of ₹ 991.66 Lakhs (including interest) (Previous year 31 March 2022: ₹ 923.43 Lakhs (including interest)) on 2nd May 2019.
- (v) The Company has filed writ petition before Hon'ble Karnataka High Court against the VAT Assessment Order of Deputy Commissioner of Commercial Taxes dated 30 September 2020 levying tax of ₹ 717.55 Lakhs (including interest) (Previous year 31 March 2022 : ₹ 664.32 Lakhs(including interest)) for the financial year 2015-16.
- (vi) The Company has filed writ petition before Hon'ble Karnataka High Court against the VAT Assessment Order of Deputy Commissioner of Commercial Taxes dated 27 April 2021 levying tax of ₹ 60.39 Lakhs (including interest) (previous year 31 March 2022: ₹ 54.97 lakhs (including interest)) for the financial year 2016-17.

In terms of the contract(s) entered into with the client, the liability as referred to in S.no. (i) to (vi) above shall be reimbursed by the client whenever, it reaches to its finality.

- vii) The Company has filed a writ petition before Hon'ble Andhra Pradesh High Court against the VAT Assessment Order of Assistant Commissioner (CT) dated 26 June 2018 levying tax of ₹ 291.94 Lakhs (including interest)(previous year 31 March 2022: ₹ 273.93 Lakhs (including interest)) for the period April 2014 to June 2017.
- viii) The Company has filed a writ petition before Hon'ble Andhra Pradesh High Court against the Penalty Notice of Assistant Commissioner (CT) dated 14th May 2019 levying penalty of ₹ 150.14 Lakhs (Previous year 31 March 2022: ₹ 150.14 Lakhs) for the period April 2014 to June 2017.
- ix) The Company has filed appeal before Joint Commissioner (Appeals) against the VAT Assessment Order of Deputy Commissioner of commercial Taxes dated 30th July 2022 levying tax of ₹ 15.77 Lakhs (including interest) (previous year 31st March 2022: NIL) for the period April 2017 to June 2017.
- x) The Company has filed appeal before CESTAT against the Service Tax demand order of Commissioner (Appeals-II) dated 22nd November 2022 levying tax of ₹ 3.71 Lakhs (including interest) (previous year 31st March 2022: ₹ 3.52 lakhs (including Interest)) for the financial year 2016-17 and ₹ 3.95 Lakhs (including interest) (previous year 31st March 2022: ₹ 3.75 lakhs (including interest)) for the period April 2017 to June, 2017.

In respect of above contingent liabilities, it is not probable to estimate the timing of cash outflow, if any, pending the resolution of Arbitration/Appellate/Court/assessment proceedings.

#### B. Commitments:

- a) Property, plant and equipment – estimated amount of contracts remaining to be executed on capital account (net of advances) and not provided for amount to ₹ 4,141.41 Lakhs (inclusive of taxes wherever applicable) (previous year 31 March 2022: ₹ 4,343.66 Lakhs (inclusive of taxes wherever applicable)).
- b) Owned Investment Property – estimated amount of contracts remaining to be executed on capital account (net of advances) and not provided for amount to Nil (previous year 31 March 2022 ; Nil).
- c) The Company's estimated share in work programmes committed under production sharing contract and Field development plan in respect of oil & gas exploration blocks as on 31 March 2023 is ₹ 3,878.77 Lakhs (previous year 31 March 2022: ₹ 3,963.49 Lakhs).
- d) The amount towards subscription of right issue of 1,25,73,627 equity shares in Numaligarh Refinery Limited of ₹ 10 per share at a price of ₹ 110 per equity share amounting of ₹ 13,830.99 lakhs as approved by the Board of Directors in the meeting held on 20.03.2023 (Previous Year 31 March 2022 : Nil).



**Note - 41**

- a) Guarantees issued by the banks and outstanding as on 31 March, 2023: ₹ 58,567.38 Lakhs (previous year 31 March 2022: ₹ 60,770.48 Lakhs), against which a provision of ₹ 51,172.43 Lakhs (Previous year 31 March 2022: ₹ 46,658.52 Lakhs) has been made in the books towards liability for performance guarantees/warranties.
- b) Corporate Guarantees issued by the Company on its behalf for contractual performance and outstanding as on 31 March, 2023: ₹ 617.19 Lakhs (previous year 31 March 2022: ₹ 6,263.25 Lakhs).

**Note - 42****Land and buildings**

- i) Land and Buildings includes ₹ 0.07 Lakhs (previous years: 31 March 2022: ₹ 0.07 Lakhs) being amount invested as share money in Cooperative Housing Societies as detailed below:

Twin towers Premises Cooperative Society Limited, Mumbai	10 ordinary shares of ₹ 50 each fully paid.
Garden view Premises Cooperative Society Limited, Mumbai	10 ordinary shares of ₹ 50 each fully paid.
Heera Panna Towers Cooperative Housing Society Limited, Vadodara	10 ordinary shares of ₹ 50 each fully paid.
Suflam Cooperative Housing Society Limited, Ahmedabad	8 ordinary shares of ₹ 250 each fully paid
Darshan Co-operative Society Limited, Vadodara	80 ordinary shares of ₹ 50 each fully paid

- ii) Additional Regulatory Information with respect to Title Deeds of Immovable properties

For the following Land and Buildings, title deed/property card/mutations etc is yet to be executed in the favour of the company:

Relevant line item in the Balance sheet	Description of item of property	Gross carrying value (Cost) (₹ in Lakhs)	WDV (₹ in Lakhs)	Title deeds held in the name of	Whether title deed holder is promoter, director or relative of promoter/director or employee of promoter/director	Property held since which date	Status with respect to the documents available in the name of the company
PPE	Two Flats at Viman Nagar, Pune	8.45	2.03	Engineers India Limited	-	02-08-1991	The following building documents are available: a) Sale Deed b) Agreement Matter has been taken up continuously with Konark Nagar society for issue of property card.
PPE	Six Flats in Andheri East, Mumbai	9.93	0.16	Engineers India Limited	-	29-12-1977	In this regard, following documents are available with company: 1) Registered sale agreement 2) Share certificate issued by Andheri Garden View Co-Op Housing Society Ltd. The matter is being followed with the society for issuing property card.

The fees for property card/mutation etc. for above properties, being not ascertainable has not been provided for.

Further, one of the properties consisting of plot measuring 6,826.95 square meters with three Buildings, comprising of 84 flats at Gokuldham, Goregaon (East), Mumbai 4,297.34 square meter of area only is in the Company's possession. The Company has initiated action by filing an application for eviction under the Public Premises (Eviction of Unauthorised Occupants) Act 1971 and related proceedings under MLRC are in progress. The said property is partially presented as property, plant and equipment and partially as investment property.

**Note - 43****Useful life of assets**

i) The useful life and depreciation rates for fixed assets in terms of the Accounting Policy defined are as below :

Sl. No.	Particulars	Rates (%age)	Useful Life (Years)	Sl. No.	Particulars	Rates (%age)	Useful Life (Years)
1.	<b>Land Freehold</b>	Nil	Perpetual	4.	<b>Plant and Machinery</b>		
2.	<b>Land Leasehold</b>	Over a lease period except for perpetual lease Nil percentage	Over a lease period except for perpetual lease Nil percentage		Plant and Machinery	8.0	12
					Laboratory Equipment	9.6	10
					Storage Tank	6.0	16
3.	<b>Building</b>			5.	<b>Furniture and Fixtures, Office and Construction Equipment</b>		
	Office Building	2.4	40		Furniture and Fixtures	9.6	10
	R&D Centre, Gurgaon	4.0	24		Chairs	16.0	6
	Window/Split AC	15.84	6		Office Equipment	19.2	5
	AC Central Plant	6.5	15		Construction Equipment	12.0	8
	Lifts	6.5	15	6.	<b>Computer Software/ Hardware</b>		
	Electric Power Sub Station	9.6	10		PC/Laptop/Printer	32.43	3
	Invertors	19.2	5		Server, LAN and Networking Components	19.45	5
	Solar photovoltaic modules	9.6	10		Projector, Video Conference Equipments	19.20	5
	Solar power conditioning system	9.6	10		Software*	33.33	3
	Tube well and Pumps	19	5	7.	<b>Vehicles</b>	13.75	7
	Fire Alarm System	6.52	15	8.	<b>Library Books</b>	100	1
	Fire Fighting System	9.5	10				
	Chilling Plant	9.6	10				
	Rain Harvesting System	19.20	5				
	Building Management System	6.5	15				
	Hydraulic Access Control System	6.5	15				
	Roads	9.6	10				
	External Lighting	9.6	10				

\* Software individually costing up to ₹ 5.00 Lakhs is fully amortized during the year of its acquisition.

ii) The Capital work in progress comprises cost of Property Plant and Equipment and Investment Property that are not yet ready for their intended use at the balance sheet date, the details of which are as under :

(₹ in Lakhs)

Particulars	31 March 2023	31 March 2022
Capital expenditure incurred/Capital Assets acquired, but not yet ready for use at balance sheet date	2,591.70	622.95
<b>Total</b>	<b>2,591.70</b>	<b>622.95</b>



Capital work-in-progress ageing schedule for the year ended March 31, 2023 is as follows:

(₹ in Lakhs)

Particulars	Amount in CWIP for a period of				Total
	Less than 1 year	1-2 years	2-3 years	More Than 3 years	
Projects in progress	2,284.53	307.17	-	-	2,591.70
<b>Total</b>	<b>2,284.53</b>	<b>307.17</b>	-	-	<b>2,591.70</b>

Capital work-in-progress ageing schedule for the year ended March 31, 2022 is as follows:

(₹ in Lakhs)

Particulars	Amount in CWIP for a period of				Total
	Less than 1 year	1-2 years	2-3 years	More Than 3 years	
Projects in progress	536.54	86.41	-	-	622.95
<b>Total</b>	<b>536.54</b>	<b>86.41</b>	-	-	<b>622.95</b>

**Note - 44**

Intangible assets under development ageing schedule for the year ended March 31, 2023 is as follows:

(₹ in Lakhs)

Particulars	Amount in CWIP for a period of				Total
	Less than 1 year	1-2 years	2-3 years	More Than 3 years	
Intangible assets under development (Exploration and evaluation assets)	18.37	57.89	48.82	2,362.92	2,488.00
Less: Provision for Impairment					(2,488.00)
<b>Total</b>					<b>-</b>

Intangible assets under development ageing schedule for the year ended March 31, 2022 is as follows:

(₹ in Lakhs)

Particulars	Amount in CWIP for a period of				Total
	Less than 1 year	1-2 years	2-3 years	More Than 3 years	
Intangible assets under development (Exploration and evaluation assets)	61.54	50.18	1,101.62	1,833.94	3,047.28
Less: Provision for Impairment					(3,016.26)
<b>Total</b>					<b>31.02</b>

**Note - 45**

The details of revenue are as below:

(₹ in Lakhs)

Particulars	Year Ended 31 March 2023	Year Ended 31 March 2022
Revenue from Operations	3,28,375.96	2,87,039.90
Other Income	16,911.69	13,673.19
<b>Total Revenue</b>	<b>3,45,287.65</b>	<b>3,00,713.09</b>

## Note - 46

### Disaggregate revenue

The table below presents disaggregated revenues from contracts with customers disaggregated by nature of services and primary geographical region. The Company believe that this disaggregation best depicts how the nature, amount, timing and uncertainty of revenues and cash flows are affected by economic factors.

(₹ in Lakhs)

Particulars	Year Ended 31 March 2023	Year Ended 31 March 2022
<b>Revenue by nature of services</b>		
Consultancy and engineering projects	1,41,791.48	1,45,750.27
Turnkey projects	1,86,584.48	1,41,289.63
<b>Total</b>	<b>3,28,375.96</b>	<b>2,87,039.90</b>
<b>Revenues by geographical region</b>		
<b>India: (A)</b>	<b>3,04,701.63</b>	<b>2,58,500.90</b>
<b>Overseas: (B)</b>		
Nigeria	14,374.09	22,497.78
Mongolia	4,827.63	3,703.24
United Arab Emirates (UAE)	3,527.45	2,242.68
Guyana	465.46	-
Bahrain	190.66	37.03
Others	289.04	58.27
<b>Total (B)</b>	<b>23,674.33</b>	<b>28,539.00</b>
<b>Total (A+B)</b>	<b>3,28,375.96</b>	<b>2,87,039.90</b>

### Trade receivables and Contract Balances

The following table provides information about Trade receivable, Contract assets and Contract Liabilities from Contract with Customers:

(₹ in Lakhs)

Particulars	31 March 2023	31 March 2022
Trade Receivables (Note No. 14) – Net of Allowance for expected credit losses	35,294.02	37,102.61
Contract Assets ( Unbilled Revenue) (Note No. 9 B) – Net of Allowance for expected credit losses	45,721.17	36,067.80
Contract Liabilities ( Income Received in Advance) (Note No. 21 B)	65,604.58	70,057.61
Advance received from clients (Note No. 21 A and 21 B)	9,614.70	10,879.00

The company classifies the right to consideration in exchange for deliverables as either a receivable or as unbilled revenue.

A receivable is a right to consideration that is unconditional upon passage of time. Trade receivable and unbilled revenue are presented net of impairment in the Balance Sheet.

Revenues in excess of Invoicing is recorded as unbilled revenue (contract assets) and is classified as a financial asset. Revenue recognition for Lump sum services and Turnkey contracts is based on percentage of completion method based on cost progress. Invoicing to the clients is based on milestones as defined in the contract. Revenue from Cost plus and rate plus jobs are recognized when the related services are performed and revenue from the end of the last invoicing to the reporting date is recognized as unbilled revenue.



Invoicing in excess of earnings are classified as Income received in advance (contract liabilities) and is classified as other current liabilities.

During the year ended 31 March 2023 and 31 March 2022, ₹ 21,607.98 Lakhs and ₹ 19,348.88 Lakhs of Contract assets (unbilled revenue) as of 1 April 2022 and 1 April 2021 respectively has been reclassified to Trade receivables upon billing to customers.

During the year ended 31 March 2023 and 31 March 2022, the company recognized revenue of ₹ 48,054.68 Lakhs and ₹ 60,393.94 Lakhs arising from opening Contract liabilities (Income Received in Advance) as of 1 April 2022 and 1 April 2021 respectively.

During the year ended March 31, 2023, the company recognized revenue of Nil (Previous year: Nil) from obligations satisfied in previous periods.

#### Remaining performance obligations

The remaining performance obligation disclosure provides the aggregate amount of the transaction price yet to be recognized at the end of the reporting period and an explanation as to when the Company expects to recognize these amounts in revenue. Performance obligation estimates are subject to change and are affected by several factors, including termination, changes in the scope of work, adjustment for revenue that has not materialized, and adjustments for currency.

The aggregate value of performance obligations that are completely or partially unsatisfied as of 31 March 2023 is ₹ 7,69,455.91 Lakhs. Out of this, the Company expects to recognize revenue of around 46% within the next one year and the remaining thereafter. The aggregate value of performance obligations that are completely or partially unsatisfied as of 31 March 2022 was ₹ 7,65,496.53 Lakhs.

#### The revenue recognised with the contracted price is as follows:

(₹ in Lakhs)

Particulars	31 March 2023	31 March 2022
Contracted price	3,36,776.16	2,94,162.81
Reduction towards variable consideration components*	8,400.20	7,122.91
Revenue recognised	3,28,375.96	2,87,039.90

\* The reduction towards variable consideration comprises of price reduction.

#### Types of warranties and related obligations

The company is executing consultancy and engineering services and turnkey contracts. The company is providing provision for estimated liabilities on account of guarantees and warranties etc. in respect of consultancy and engineering services and turnkey contracts executed by the Company. The said obligation covers performance as well as defect liability period defined in the respective contracts.

For turnkey contracts, the estimated liability on account of contractual obligations is provided at 1% of revenue recognized based on risk assessment made by the management. For consultancy and engineering services contracts the estimated liability on account of contractual obligations is provided as per assessment of probable liability made by the management based on liability clauses in respective contracts.

## Note - 47

#### Brief description of the Company's joint ventures/ Associates

##### a) TEIL Projects Limited ('TEIL')

A joint venture with Tata Projects Limited was formed in the financial year 2008-09 for pursuing projects on engineering procurement and construction basis (EPC Projects) in selected sectors such as oil and gas, fertilizers, steel, railways, power and infrastructure.

TEIL has been formed in this regard having its Registered Office at New Delhi has an Authorized capital of ₹ 1,500 Lakhs (Previous year 31 March 2022: ₹ 1,500 lakhs) and Issued, Subscribed and Paid-up capital of ₹ 1,100 lakhs (Previous year 31 March 2022: ₹ 1,100 lakhs).

Of the issued, subscribed and paid-up capital, 5,500,000 shares of ₹ 10 each fully paid-up amounting ₹ 550.00 lakhs (previous year: 31 March 2022 ₹ 550.00 lakhs) are held by the Company, being 50% of paid-up capital of TEIL.

In the financial year 2015-16, it was decided to wind up TEIL and in this regard liquidator has already been appointed on 29 July 2016 and liquidation proceedings are in progress as per provisions of Companies Act.

Till 31 March 2021, the Company's share of negative 'other equity' of ₹ 541.61 Lakhs has been accounted for as impairment in value of investment.

During the current financial year 2022-23, TEIL had a net loss of Nil.

During the year 2020-21, ₹ 8.39 lakhs towards final distribution of remaining funds of TEIL on account of return of Share capital of company has been received by the company.

**b) Ramagundam Fertilizers and Chemicals Limited ('RFCL')**

The Company has, along with National Fertilizers Limited (NFL) and Fertilizer Corporation of India Limited (FCIL) incorporated a joint venture for setting up and operation of a gas based urea and ammonia complex in February 2015 namely Ramagundam Fertilizers and Chemicals Limited ('RFCL') having registered office in Delhi.

The Company has Authorized share capital of ₹ 200,000 Lakhs (previous year: 31 March 2022: ₹ 200,000 Lakhs) consisting 20,000 Lakhs (Previous year: 31 March 2022: 20,000 Lakhs) equity shares of face value of ₹ 10 each.

The Shareholding of the RFCL, on the finalisation of project cost and requirement of equity for funding the project cost shall be in the following proportion:

Engineers India Limited (EIL): 26%

National Fertilizers Limited (NFL): 26%

The Fertilizer Corporation of India Limited (FCIL): 11%

State Government of Telangana: 11%

GAIL (India) Limited: 14.30%

HT Ramagundam A/s: 3.90%

Danish Agribusiness Fund IK/S: 3.90%

Investment Fund for Developing Countries: 3.90%

RFCL has entered into concession agreement with FCIL on 23 March 2016 towards award of rights and concession to the RFCL in regard to facility area (Lease hold land admeasuring approximately 1284 acre) for financing, designing, engineering, procurement, construction, development, operation and maintenance of the project.

In terms of Shareholders agreement (SHA), FCIL is to be issued equity shares equal to 11% of equity portion of the capital expenditure of the project. During the Financial year 2020-21 project cost estimate was revised to ₹ 6,33,816.00 Lakhs to be funded through equity of ₹ 1,89,025.00 Lakhs and accordingly total equity issuance to FCIL based on revised project cost is ₹ 20,793 Lakhs.

The paid up capital by Joint Venture Partners as on 31 March 2023 is as under:

(in Lakhs)

Shareholder	31 March 2023		31 March 2022	
	No. of Shares held of face value of ₹ 10 each	Paid up Share Capital	No. of Shares held of face value of ₹ 10 each	Paid up Share Capital
EIL	4,914.62	₹ 49,146.24	4,914.62	₹ 49,146.24
NFL	4,914.62	₹ 49,146.24	4,914.62	₹ 49,146.24
FCIL	2,079.36	₹ 20,793.64	2,079.36	₹ 20,793.64
State Government of Telangana	2,079.26	₹ 20,792.64	1,540.47	₹ 15,404.74
GAIL (India) Limited	2,703.04	₹ 27,030.43	2,703.04	₹ 27,030.43
Others	2,211.60	₹ 22,115.81	2,211.60	₹ 22,115.81
<b>Total</b>	<b>18,902.50</b>	<b>₹ 1,89,025.00</b>	<b>18,363.71</b>	<b>₹ 1,83,637.10</b>



## Summarised financial information for Joint Venture is set out below:

(₹ in Lakhs)

Particulars	31 March 2023	31 March 2022
Cash and cash equivalents	23,792.87	337.15
Other Current assets	1,19,453.80	94,071.84
<b>Total Current assets (A)</b>	<b>1,43,246.67</b>	<b>94,408.99</b>
<b>Non-current assets (B)</b>	<b>5,65,451.17</b>	<b>5,88,759.03</b>
Current financial liabilities(excluding trade payables and provisions)	54,249.75	1,03,884.25
Trade payables and provisions	1,71,411.14	68,111.87
Other Current liabilities	1,067.62	448.24
<b>Total Current liabilities (C)</b>	<b>2,26,728.51</b>	<b>1,72,444.36</b>
Non current financial liabilities(excluding trade payables and provisions)	3,76,733.73	4,11,749.50
Other Non current liabilities	2,796.52	2,800.23
<b>Total Non-current liabilities (D)</b>	<b>3,79,530.25</b>	<b>4,14,549.73</b>
<b>Net assets (A+B-C-D)</b>	<b>1,02,439.08</b>	<b>96,173.73</b>
Capital Expenditure during the year	4,483.80	20,353.12
Right of use Assets addition during the year	178.27	356.88
Capital Work in Progress	695.38	211.79

## Summarised Statement of profit and loss

(₹ in Lakhs)

Particulars	31 March 2023	31 March 2022
Revenue from operations	4,56,989.06	1,52,763.03
Interest income	822.32	91.15
Other income	822.93	2,530.42
<b>Total revenue (A)</b>	<b>4,58,634.31</b>	<b>1,55,384.60</b>
Depreciation and Amortization	29,018.19	28,767.12
Interest Expenses	45,320.59	36,351.75
Other expense	3,82,852.24	1,94,058.28
<b>Total expenses (B)</b>	<b>4,57,191.02</b>	<b>2,59,177.15</b>
Profit before tax (C = A-B)	1,443.29	(1,03,792.55)
Tax expense (D)	583.45	(27,815.74)
<b>Profit/(Loss) for the year (E = C-D)</b>	<b>859.84</b>	<b>(75,976.81)</b>
Other comprehensive income (F)	19.44	40.30
<b>Total comprehensive income (E+F)</b>	<b>879.28</b>	<b>(75,936.50)</b>

**c) LLC Bharat Energy Office ('BEO') –Associate Company**

During the financial year 2021-22, the Company along with ONGC Videsh Singapore Pte. Ltd., GAIL (India) Limited, IOCL Singapore Pte. Ltd. and Oil India International Pte. Ltd. having participating interest of 20% each has incorporated a Limited Liability Company namely LLC Bharat Energy Office in Russia to facilitate liaising with the Russian petroleum industry and to monitor the existing investments.

During the financial year 2021-22, company has contributed its 20% contribution amounting to ₹ 75.97 Lakhs.

Till financial year ended 31 March 2023, the Company had incurred losses to the tune of RU 1,15,82,000 (Previous year 31 March 2022 : RU 28,17,000) of which the, the Company's share is RU 23,16,400 (equivalent Indian ₹ 25.94 Lakhs) ((Previous Year 31 March 2022: RU 5,63,400 (equivalent Indian ₹ 5.58 Lakhs)).

**Note - 48****Employee benefits****Defined Contribution Plan**

The amount recognized as an expense in defined contribution plan is as under:

(₹ in Lakhs)

Particulars	31 March 2023	31 March 2022
Contributory Provident Fund and Employees' Pension Scheme, 1995*	9,326.31	8,090.88
Employees Defined Contributory Superannuation Scheme	5,721.84	6,352.56

\* The employee benefit of PF is administered through a separate EIL Employees Provident Fund Trust. Out of the investments made by PF Trust in the past, some issuers of securities have defaulted in interest payments and / or principal repayments. Company, as principal employer under the Provident fund regulations has to make good the loss in value of these investments. The above includes ₹ 3,144.20 Lakhs (previous year ended 31 March 2022 : ₹ 2,248.62 Lakhs) towards provident fund expenditure for impairment on account of Provident Fund Trust investment.

In respect of Provident Fund, the Company has a separate irrevocable PF Trust, managing the Provident Fund accumulation of employees. In this regard, Actuarial valuation as on 31 March, 2023 was carried out by the Actuary to find out value of Projected Benefit Obligation arising due to interest rate guarantee by the Company towards Provident Fund. In terms of said valuation the Company has no liability towards interest rate guarantee as on 31 March 2023 and 31 March 2022.

The details of fund obligations are given below:

(₹ in Lakhs)

Particulars	31 March 2023	31 March 2022
Present value of obligation	1,84,650.88	1,74,484.41

**Defined Benefit Plan**

Company is having the following Defined Benefit Plans:

- Gratuity (Funded)
- Leave encashment (Funded)
- Post-Retirement Medical Benefits (Funded)
- Long Service Awards (Unfunded)
- Other benefits on Retirement (Unfunded)



**Risks associated with plan provisions**

Risks associated with the plan provisions are actuarial risks. These risks are: (i) Investment risk, (ii) interest risk (discount rate risk), (iii) mortality risk and (iv) salary risk.

Investment risk	If Plan is funded then assets liabilities mismatch & actual investment return on assets lower than the discount rate assumed at the last valuation date can impact the liability.
Interest risk (discount rate risk)	Reduction in discount rate in subsequent valuations can increase the plan's liability.
Mortality risk	Actual deaths & disability cases proving lower or higher than assumed in the valuation can impact the liabilities.
Salary risk	Actual salary increases will increase the Plan's liability. Increase in salary increase rate assumption in future valuations will also increase the liability.
Medical expense inflation risk	Increase in actual medical cost per retiree will increase the Plan's liability. Increase in medical Cost per Retiree rate assumption will also increase the liability.
Cash allowance variation risk	Actual award cost increases will increase the Plan's liability. Increase in award cost increase rate assumption in future valuations will also increase the liability.

**Disclosures related to funded obligations****a) The amounts recognized in the balance sheet**

(₹ in Lakhs)

Particulars	Gratuity (funded)		Leave encashment (funded)		Post-retirement medical benefits (funded)	
	31 March 2023	31 March 2022	31 March 2023	31 March 2022	31 March 2023	31 March 2022
Present value of obligations as at the end of year	21,764.45	22,018.03	30,107.25	27,831.85	29,775.35	27,265.05
Fair value of plan assets as at the end of the year	22,157.04	21,873.66	27,117.16	25,579.83	26,160.69	24,567.33
Funded status	392.59	(144.37)	(2,990.09)	(2,252.02)	(3,614.66)	(2,697.72)
<b>Net (asset)/liability recognized in balance sheet</b>	<b>(392.59)</b>	<b>144.37</b>	<b>2,990.09</b>	<b>2,252.02</b>	<b>3,614.66</b>	<b>2,697.72</b>

**b) Expenses recognized in statement of profit and loss**

(₹ in Lakhs)

Particulars	Gratuity (funded)		Leave encashment (funded)		Post-retirement medical benefits (funded)	
	31 March 2023	31 March 2022	31 March 2023	31 March 2022	31 March 2023	31 March 2022
Current service cost	1,154.01	1,223.56	3,081.62	3,142.63	517.17	444.33
Past service cost	-	-	-	-	-	-
Interest cost on defined benefit obligation	1,589.70	1,481.65	2,009.45	1,749.68	1,968.53	1,700.89
Interest income on plan assets	(1,579.28)	(1,437.09)	(1,846.86)	(1,476.94)	(1,773.76)	(1,607.44)
Re-measurements	-	-	(254.28)	(1,163.49)	-	-
<b>Expenses recognized in statement of profit and loss</b>	<b>1,164.44</b>	<b>1,268.12</b>	<b>2,989.93</b>	<b>2,251.88</b>	<b>711.94</b>	<b>537.78</b>

**c) Expenses recognized in Other comprehensive income**

(₹ in Lakhs)

Particulars	Gratuity (funded)		Leave encashment (funded)		Post-retirement medical benefits (funded)	
	31 March 2023	31 March 2022	31 March 2023	31 March 2022	31 March 2023	31 March 2022
Return on plan assets	(53.63)	(118.85)	-	-	(110.81)	(228.54)
Actuarial (gains)/loss	(1,498.80)	(1,003.82)	-	-	3,013.53	2,388.47
<b>Expenses recognized in other comprehensive income</b>	<b>(1,552.43)</b>	<b>(1,122.67)</b>	<b>-</b>	<b>-</b>	<b>2,902.72</b>	<b>2,159.93</b>

## d) Reconciliation of opening and closing balances of defined benefit obligation (₹ in Lakhs)

Particulars	Gratuity (funded)		Leave encashment (funded)		Post-retirement medical benefits (funded)	
	31 March 2023	31 March 2022	31 March 2023	31 March 2022	31 March 2023	31 March 2022
Present value of obligations as at beginning of year	22,018.03	21,788.93	27,831.85	25,730.58	27,265.05	25,013.13
Interest cost	1,589.70	1,481.65	2,009.45	1,749.68	1,968.53	1,700.89
Current service cost	1,154.01	1,223.56	3,081.62	3,142.63	517.17	444.33
Actuarial (gains)/losses arising from						
Changes in demographic assumptions	-	-	-	-	-	-
Changes in financial assumptions	(285.20)	(793.48)	(274.58)	(1,022.45)	(497.23)	(1,311.31)
Experience adjustments	(1,213.59)	(210.34)	122.41	126.05	3,510.76	3,699.79
Past service cost	-	-	-	-	-	-
Benefits paid	(1,498.50)	(1,472.29)	(2,663.50)	(1,894.64)	(2,988.93)	(2,281.78)
Benefits paid directly by employer	-	-	-	-	-	-
<b>Present value of obligations as at end of year</b>	<b>21,764.45</b>	<b>22,018.03</b>	<b>30,107.25</b>	<b>27,831.85</b>	<b>29,775.35</b>	<b>27,265.05</b>

## e) Reconciliation of opening and closing balances of fair value of plan assets (₹ in Lakhs)

Particulars	Gratuity (funded)		Leave encashment (funded)		Post-retirement medical benefits (funded)	
	31 March 2023	31 March 2022	31 March 2023	31 March 2022	31 March 2023	31 March 2022
Fair value of plan assets as on beginning of year	21,873.66	21,133.69	25,579.83	21,719.78	24,567.33	23,638.82
Interest income	1,579.28	1,437.09	1,846.86	1,476.94	1,773.76	1,607.44
Re-measurement gain/(loss) – return on plan assets excluding amounts included in net interest expense	53.63	118.85	102.10	267.09	110.81	228.54
Contributions from the employer	148.97	656.32	2,251.87	4,010.66	2,697.72	1,374.31
Received from Fund for Benefits paid directly by employer through provision	-	-	-	-	-	-
Benefits paid	(1,498.50)	(1,472.29)	(2,663.50)	(1,894.64)	(2,988.93)	(2,281.78)
<b>Fair value of plan assets at the end of year</b>	<b>22,157.04</b>	<b>21,873.66</b>	<b>27,117.16</b>	<b>25,579.83</b>	<b>26,160.69</b>	<b>24,567.33</b>

## f) Actuarial Assumptions

Particulars	Gratuity (funded)		Leave encashment (funded)		Post-retirement medical benefits (funded)	
	31 March 2023	31 March 2022	31 March 2023	31 March 2022	31 March 2023	31 March 2022
Discount rate	7.38%	7.22%	7.38%	7.22%	7.38%	7.22%
Expected rate of future salary increase	9.00%	9.00%	9.00%	9.00%	-	-
Increase in compensation levels	-	-	-	-	8.50%	8.50%
Retirement age	60 years	60 years	60 years	60 years	-	-

Mortality rates inclusive of provision for disability -100% of IALM (2012 - 14).

**g) Maturity profile of defined benefit obligation**

(₹ in Lakhs)

Particulars	Gratuity (funded)		Leave encashment (funded)		Post-retirement medical benefits (funded)	
	31 March 2023	31 March 2022	31 March 2023	31 March 2022	31 March 2023	31 March 2022
Weighted average of the defined benefit obligation	12.94 years	13.20 years	12.56 years	13.20 years	12.94 years	13.20 years
Duration of defined benefit obligation						
Duration (years)						
1	2,288.79	2,165.62	2,662.21	2,345.43	3,195.84	2,614.66
2	1,653.51	1,769.02	2,066.27	1,988.91	3,510.04	2,843.28
3	1,403.03	1,523.12	1,826.86	1,742.46	3,736.44	2,996.71
4	1,254.88	1,295.06	1,714.28	1,576.95	3,932.84	3,123.00
5	1,259.28	1,161.69	1,716.50	1,479.95	4,134.51	3,250.64
Above 5	13,904.96	14,103.52	20,121.13	18,698.15	11,265.68	12,436.76
<b>Total</b>	<b>21,764.45</b>	<b>22,018.03</b>	<b>30,107.25</b>	<b>27,831.85</b>	<b>29,775.35</b>	<b>27,265.05</b>
Duration of defined benefit payments						
Duration (years)						
1	2,394.76	2,261.42	2,758.70	2,449.19	3,296.76	2,692.22
2	1,839.89	2,013.54	2,299.17	2,263.82	3,720.64	3,103.29
3	1,676.39	1,889.68	2,182.80	2,161.80	4,198.27	3,466.99
4	1,610.03	1,751.34	2,199.45	2,132.54	4,684.08	3,829.89
5	1,734.92	1,712.36	2,364.82	2,181.49	5,219.73	4,225.60
Above 5	3,9044.42	41,423.39	42,496.00	38,905.48	94,795.58	75,981.38
<b>Total</b>	<b>48,300.41</b>	<b>51,051.73</b>	<b>54,300.94</b>	<b>50,094.32</b>	<b>1,15,915.06</b>	<b>93,299.37</b>

**h) Major Categories of Plan Assets (as percentage of total plan assets)**

Particulars	Gratuity (funded)		Leave encashment (funded)		Post-retirement medical benefits (funded)	
	31 March 2023	31 March 2022	31 March 2023	31 March 2022	31 March 2023	31 March 2022
Fund managed by insurer	100%	100%	100%	100%	100%	100%

**i) Sensitivity analysis**

(₹ in Lakhs)

Sensitivity analysis in respect of gratuity						
Particulars	Change in Assumption		Increase in defined benefit obligation		Decrease in defined benefit obligation	
	31 March 2023	31 March 2022	31 March 2023	31 March 2022	31 March 2023	31 March 2022
Increase/(Decrease) in discount rate	+/-1%	+/-1%	1,902.76	1,901.57	1639.55	1,762.07
Expected rate of future salary increase	+/-1%	+/-1%	184.78	260.23	222.77	282.38

(₹ in Lakhs)

Sensitivity analysis in respect of leave encashment						
Particulars	Change in Assumption		Increase in defined benefit obligation		Decrease in defined benefit obligation	
	31 March 2023	31 March 2022	31 March 2023	31 March 2022	31 March 2023	31 March 2022
Increase/(Decrease) in discount rate	+/-1%	+/-1%	2,093.00	1,928.24	1,965.42	1,778.74
Expected rate of future salary increase	+/-1%	+/-1%	2,074.70	1,918.09	1,946.77	1,764.32

(₹ in Lakhs)

Sensitivity analysis in respect of post-retirement medical benefits						
Particulars	Change in Assumption		Increase in defined benefit obligation		Decrease in defined benefit obligation	
	31 March 2023	31 March 2022	31 March 2023	31 March 2022	31 March 2023	31 March 2022
Increase/(Decrease) in discount rate	+/-1%	+/-1%	4,414.90	3,887.20	3,496.93	3,078.95
Expected rate of future cost increase	+/-1%	+/-1%	3,778.78	3,327.12	3,016.24	2,655.72

*\*Changes in Defined benefit obligation due to 1% Increase/Decrease in Mortality Rate, if all other assumptions remain constant is negligible.*

The sensitivity analysis presented above may not be representative of the actual change in the defined benefit obligation as it is unlikely that the change in assumptions would occur in isolation of one another as some of the assumptions may be correlated.

Furthermore, in presenting the above sensitivity analysis, the present value of the defined obligation has been calculated using the projected unit credit method at the end of the report period, which is the same as that applied in calculating the defined benefit obligation liability recognised in the statement of financial position.

There is no change in the method of the valuation for the prior period. For change in assumption please refer to table (f) above, where assumptions for prior period are given.

#### Disclosures related to unfunded obligations

##### a) The amounts recognized in the balance sheet

(₹ in Lakhs)

Particulars	Long service award (unfunded)		Other benefits on retirement (unfunded)	
	31 March 2023	31 March 2022	31 March 2023	31 March 2022
Present value of obligations as at the end of year	121.51	126.78	245.22	246.29
Net (asset)/liability recognized in balance sheet	121.51	126.78	245.22	246.29

##### b) Expenses recognized in statement of profit and loss

(₹ in Lakhs)

Particulars	Long service award (unfunded)		Other benefits on retirement (unfunded)	
	31 March 2023	31 March 2022	31 March 2023	31 March 2022
Current service cost	8.58	9.28	12.78	13.08
Past Service Cost	-	-	-	-
Interest cost	9.15	8.21	17.78	17.12
Re-measurements	(2.63)	(0.89)	-	-
<b>Expenses recognized in statement of profit and loss</b>	<b>15.10</b>	<b>16.60</b>	<b>30.56</b>	<b>30.20</b>



## c) Expenses recognized in other comprehensive income

(₹ in Lakhs)

Particulars	Long service award (unfunded)		Other benefits on retirement (unfunded)	
	31 March 2023	31 March 2022	31 March 2023	31 March 2022
Return on plan assets	-	-	-	-
Actuarial (gains)/losses	-	-	(9.21)	(10.59)
Expenses recognized in other comprehensive income	-	-	(9.21)	(10.59)

## d) Reconciliation of opening and closing balances of defined benefit obligation

(₹ in Lakhs)

Particulars	Long service award (unfunded)		Other benefits on retirement (unfunded)	
	31 March 2023	31 March 2022	31 March 2023	31 March 2022
Present value of obligations as at beginning of year	126.78	120.71	246.29	251.77
Interest cost	9.15	8.21	17.78	17.12
Current service cost	8.58	9.28	12.78	13.08
Actuarial (gains)/losses arising from				
Changes in demographic assumptions	-	-	-	-
Changes in financial assumptions	(1.05)	(2.90)	(3.43)	(8.59)
Experience adjustments	(1.57)	2.01	(5.78)	(2.00)
Past service cost, including losses/(gains) on				
Curtailments	-	-	-	-
Benefits paid	(20.38)	(10.53)	(22.42)	(25.09)
<b>Present value of obligations as at end of year</b>	<b>121.51</b>	<b>126.78</b>	<b>245.22</b>	<b>246.29</b>

## e) Actuarial Assumptions

Particulars	Long service award (unfunded)		Other benefits on retirement (unfunded)	
	31 March 2023	31 March 2022	31 March 2023	31 March 2022
Discount rate	7.38%	7.22%	7.38%	7.22%
Increase in compensation levels	-	-	5.00%	5.00%

Mortality rates inclusive of provision for disability -100% of IALM (2012 - 14).

## f) Maturity profile of defined benefit obligation

(₹ in Lakhs)

Particulars	Long service award (unfunded)		Other benefits on retirement (unfunded)	
	31 March 2023	31 March 2022	31 March 2023	31 March 2022
Weighted average of the defined benefit obligation	12.94 years	13.18 years	12.94 years	13.18 years
Duration of defined benefit obligation				
Duration (years)				
1	26.49	24.68	24.61	22.16
2	24.64	23.42	22.64	19.06
3	17.12	16.61	19.47	15.32
4	10.42	10.31	16.99	12.49
5	9.33	9.42	14.84	10.20
Above 5	33.51	42.34	146.67	167.06
<b>Total</b>	<b>121.51</b>	<b>126.78</b>	<b>245.22</b>	<b>246.29</b>

(₹ in Lakhs)

Particulars	Long service award (unfunded)		Other benefits on retirement (unfunded)	
	31 March 2023	31 March 2022	31 March 2023	31 March 2022
Duration of defined benefit payments				
Duration (years)				
1	27.32	25.42	25.38	22.82
2	26.12	25.57	22.88	20.81
3	19.24	19.22	19.88	17.72
4	12.41	12.64	17.53	15.32
5	11.78	12.25	15.92	13.64
Above 5	102.95	109.27	650.56	546.49
<b>Total</b>	<b>199.82</b>	<b>204.37</b>	<b>752.15</b>	<b>636.80</b>

## g) Sensitivity analysis

(₹ in Lakhs)

Sensitivity analysis in respect of long service award						
Particulars	Change in Assumption		Increase in defined benefit obligation		Decrease in defined benefit obligation	
	31 March 2023	31 March 2022	31 March 2023	31 March 2022	31 March 2023	31 March 2022
Increase/(Decrease) in discount rate	+/-1%	+/-1%	6.91	7.11	6.31	6.48

(₹ in Lakhs)

Sensitivity analysis in respect of other benefits of retirement						
Particulars	Change in Assumption		Increase in defined benefit obligation		Decrease in defined benefit obligation	
	31 March 2023	31 March 2022	31 March 2023	31 March 2022	31 March 2023	31 March 2022
Increase/(Decrease) in discount rate	+/-1%	+/-1%	22.05	20.65	21.44	18.45
Expected rate of future salary increase	+/-1%	+/-1%	22.02	20.53	21.13	18.34

**\*Changes in Defined benefit obligation due to 1 % Increase/Decrease in Mortality Rate, if all other assumptions remain constant is negligible.**

The sensitivity analysis presented above may not be representative of the actual change in the defined benefit obligation as it is unlikely that the change in assumptions would occur in isolation of one another as some of the assumptions may be correlated.

Furthermore, in presenting the above sensitivity analysis, the present value of the defined obligation has been calculated using the projected unit credit method at the end of the report period, which is the same as that applied in calculating the defined benefit obligation liability recognised in the statement of financial position.

There is no change in the method of the valuation for the prior period. For change in assumption please refer to table (e) above, where assumptions for prior period, if applicable, are given.

## Note - 49

The Company has entered into Production Sharing Contracts with Government of India along with other partners for Exploration and Production of Oil and Gas. The Company is a non-operator and is having following participating interest in the ventures. The Company would share Expense/Income/Assets/Liabilities of the ventures on the basis of its percentage in the production sharing contracts. The detail of the Company's interest in blocks is as under:

Block No.	Participating Interest*
CB-ONN-2010/11	23.53%
CB-ONN-2010/08	22.22%

Based on unaudited financial statements of Block No. CB-ONN-2010/08 and CB-ONN-2010/11 the revenue expenditure and capital expenditure has been accounted for in financial statements is as follows:-

Particular	₹ in Lakhs)	
	31 March 2023	31 March 2022
Revenue expenditure (net)#	35.66	86.25
Provision for impairment of Oil Blocks	34.24	57.89
Capital expenditure (E&P Assets-Producing Property & Exploration)	190.48	61.54

\*The original participating interest in production sharing contract of company in both blocks is 20% each. In Block No. CB-ONN-2010/08 and CB-ONN-2010/11 one of the consortium members has defaulted in its obligation towards cash calls. The Company along with other partners has acquired the share of defaulted partner in proportion to their original participating interest and the share of company is 22.22% and 23.53% in the blocks CB-ONN-2010/08 and CB-ONN-2010/11 respectively.

# Includes Income from E&P Assets amounting of ₹ 6.23 lakhs (previous year : Nil)

### Quantitative Disclosure:

#### a. Crude Oil- Block CB-ONN-2010/11 (EIL Share @23.53%)

Particulars	Opening Stock		Production		Sales		Closing Stock	
	Qty. (MT)	Value (₹ in Lakhs)	Qty. (MT)	Value* (₹ in Lakhs)	Qty. (MT)	Value (₹ in Lakhs)	Qty. (MT)	Value (₹ in Lakhs)
Year ended 31st March, 2023	-	-	3.94	-	-	-	3.94	6.23
Year ended 31st March, 2022	-	-	-	-	-	-	-	-

\*Production value not provided by Operator

#### b. Net Quantity of Company's Interest in Proved Reserves and Proved Developed Reserves

##### Block CB-ONN-2010/11, Gujarat, India (EIL Share @23.53%)

Particulars	Proved Reserves		Proved Developed Reserves	
	2022-23	2021-22	2022-23	2021-22
Crude Oil (in MT)				
Beginning of the year	-	-	-	-
Additions (₹ in Lakhs)	1982.40	-	1982.40	-
Deletion (₹ in Lakhs)	-	-	-	-
Production (₹ in Lakhs)	3.94	-	3.94	-
Closing Balance (₹ in Lakhs)	1978.46	-	1978.46	-

### Notes :

- The company is Non-operating partner in E&P blocks for which reserves are disclosed.
- The initial oil and gas reserves assessment was made through respective operator of E&P Blocks. The year end oil reserves are estimated based on information obtained from operator.
- E&P blocks are assessed individually for impairment.

**Note - 50****Segment reporting**

In line with Indian Accounting Standard (Ind AS 108) "Operating Segments", the Company has (segmented) identified its business activity into two business segment i.e. Consultancy and Engineering Projects and Turnkey Projects, taking into account the organizational structure and internal reporting system as well as different risk and rewards of these segments. Segment results are given below:

(₹ in Lakhs)

Particulars	31 March 2023	31 March 2022
<b>Segment revenue</b>		
Consultancy and engineering projects	1,41,791.48	1,45,750.27
Turnkey projects	1,86,584.48	1,41,289.63
<b>Total</b>	<b>3,28,375.96</b>	<b>2,87,039.90</b>
<b>Segment profit</b>		
Consultancy and engineering projects	38,308.60	40,848.65
Turnkey projects	5,211.04	3,565.61
<b>Total (a)</b>	<b>43,519.64</b>	<b>44,414.26</b>
Interest	144.35	84.98
Other un-allocable expenditure*	16,283.11	13,218.15
<b>Total (b)</b>	<b>16,427.46</b>	<b>13,303.13</b>
<b>Other income (c)</b>	<b>16,911.69</b>	<b>13,673.19</b>
<b>Profit before tax (a-b+c)</b>	<b>44,003.87</b>	<b>44,784.32</b>
<b>Income tax expense</b>	<b>9,788.69</b>	<b>10,343.66</b>
<b>Profit for the year</b>	<b>34,215.18</b>	<b>34,440.66</b>
<b>Capital employed**</b>	<b>2,10,566.05</b>	<b>1,92,504.66</b>

\* Includes ₹ 3,144.20 Lakhs (previous year: ₹ 2,248.62 Lakhs) towards provident fund liability/provision for impairment on account of Provident Fund Trust investment.

\*\*Property Plant and Equipment and other assets used in the Company's business or segment liabilities contracted have not been identified to any of the reportable segments, as these assets and support services are used interchangeably between segments. Accordingly, no disclosure relating to total segment assets and liabilities has been made and capital employed has been presented.

**Geographical information with respect to segment revenue**

(₹ in Lakhs)

Country Name	Consultancy and engineering projects		Turnkey projects	
	31 March 2023	31 March 2022	31 March 2023	31 March 2022
India	1,18,117.15	1,17,211.27	1,86,584.48	1,41,289.63
Nigeria	14,374.09	22,497.78	-	-
Mongolia	4,827.63	3,703.24	-	-
United Arab Emirates (UAE)	3,527.45	2,242.68	-	-
Guyana	465.46	-	-	-
Baharin	190.66	37.03	-	-
Others	289.04	58.27	-	-
<b>Total</b>	<b>1,41,791.48</b>	<b>1,45,750.27</b>	<b>1,86,584.48</b>	<b>1,41,289.63</b>





### Segment revenue with major customers

During the year 31 March 2023, ₹ 38,940.54 Lakhs (Previous year 31 March 2022: ₹ 73,741.02 Lakhs) of the Company's revenues, each individually exceeding 10% in the consultancy and engineering projects segment was generated from two (previous year 31 March 2022: four) customers.

During the year 31 March 2023, ₹1,76,269.16 Lakhs (Previous year 31 March 2022: ₹ 1,24,854.73 Lakhs) of the Company's revenues, each individually exceeding 10% in the turnkey projects segment was generated from two (Previous year 31 March 2022: two) customers.

### Note - 51

The company in the month of April 2016 terminated a contract, consequent to receipt of findings of investigating agency that certificate submitted by the contractor for qualifying the contract was bogus. The facts in this regard including lodging of claim, subsequent to termination of contract had been disclosed in the annual account from financial year 2015-16.

Subsequent to the termination of contract, the company is completing the project at the risk and cost of contractor in terms of provisions of the contract. Contractor has gone into arbitration and had submitted arbitration notice and as such Arbitral Tribunal had been constituted. Contractor had filed its statement of claim amounting to ₹ 40,960.75 Lakhs. EIL had also filed its reply along with its counter claim for ₹ 12,907.15 Lakhs and application to implead the parent company of contractor, decision on which was pending with the Arbitral Tribunal. Meanwhile, a third party creditor of the contractor has filed an application with NCLT under Insolvency and Bankruptcy Code (IBC) and Insolvency Resolution Professional (IRP) has been appointed and arbitration proceedings have been stayed sine die. EIL has filed its claim against the contractor with the IRP. Hon'ble Supreme Court, on the application of contractor, has stayed the Resolution proceedings. The company has approached Arbitral Tribunal and NCLT for revival of its counter claims wherein company has been directed to approach the appropriate forum and accordingly company has filed an impleadment application before the Hon'ble Supreme Court. The management does not consider any possible obligation on this account requiring future probable outflow of resources of the company.

### Note - 52

During the year 2001, one of Clients had invited bids for carrying out certain works at its Bombay High Off-shore Exploration Site. The entire work consisted of a number of activities, including survey, design, engineering, procurement, fabrication, transportation and commissioning of two well head platforms with associated equipment.

For submission of the said bid, the company had entered into Business Cooperation Agreement (BCA) with sub-contractor & Vendor (which are "Group Companies") and accordingly these Group Companies, in accordance with their respective scope of works, valued and classified the platforms and submitted the same to company for inclusion in its price bid to Client. The process of classification and valuation of platforms and calculation of corresponding customs duty were done by Group Companies as per their scope of work. Customs Duty element as submitted by the Group Companies, had simply been incorporated by the company in its price bid to Client.

During FY 2002-03, the Contract was awarded to the Company by the Client. Out of the entire scope of work under the above Project, the Company issued a Purchase Order for supply of the Platforms along with jackets, piles and other material, and sub-contracted transportation and installation works, on back to back basis, to vendor and sub-contractor respectively (above mentioned Group Companies) which constituted approximately 95% of the entire scope of work. The custom duty amount was included in the Sub-contract as also in the main contract with client as worked out by Group Companies themselves.

Group Companies represented to the company and persuaded that it was not possible for them to become the consignee for the subject materials and to avoid any delay in the execution of the project it would be prudent and expedient to mention the name of the company as the consignee for the subject material (Though as per the express contractual stipulation it was Group Companies who had to assume the role & responsibility of the consignee of the goods). Further they represented that they do not have IEC Code and hence, they could not have imported the goods and there would not be sufficient time for them to get such a code to enable imports. Believing the aforesaid advice to be bonafide and true and that company being the importer would aid speedy and prompt clearance of the Goods, Company agreed to become the Consignee.

A Show Cause Notice was issued by Custom authorities to the Group Companies and the Company on account of misclassification and undervaluation of equipment's at the time of import for the above said Project of Oil Well Platform. On account of non-cooperation by the Group Companies, (who had actually carried out the classification and valuation), in replying to the Show Cause Notice, the Company was constrained to approach the Custom and Central Excise Settlement Commission in the FY 2006-07. During the Settlement Commission proceedings, which was also participated in by the Group Companies, on account of noncooperation of the latter, Company was constrained to admit the liabilities to the tune of ₹2,309.80 Lakhs. During the FY 2007-08, Custom and Central Excise Settlement Commission passed Final Order determining the total Differential Custom Duty liability at ₹4,277.21 Lakhs with Interest@ 10% per annum thereon and Penalty of ₹10 Lakhs. The total amount of ₹6,224.20 Lakhs (₹ 4,277.21 Lakhs towards differential custom duty and ₹1,946.99 Lakhs towards Interest & Penalty) was deposited during the FY 2007-08 and accounted for during the FY 2006-07 & FY 2007-08.

In terms of agreements entered into by the Company with the Group Companies, Custom Duty was to be borne by the Group Companies and they were required to indemnify the Company for any liabilities in this respect and accordingly the Company invoked the indemnity clause and paid the Differential Custom Duty from the retention monies of the Group Companies along with some additional amount from its own account. The Group Companies raised disputes on their obligations on this account and invoked arbitration clause under the sub-contract and Purchase Order. The Company has also lodged its Counter-Claim on the Group Companies for recovery of differential Custom Duty Liability as detailed above.

During the FY 2011-12, the Arbitral Tribunal awarded an amount of \$1,26,47,033 plus applicable interest in favour of the Group Companies. The Company, aggrieved by the arbitral award and considering the legal opinion obtained in this respect, filed a challenge petition before the Hon'ble High Court of Delhi against the said arbitral award in its entirety.

In the financial year 2021-22, in the appeal filed by the Company, Hon'ble High Court of Delhi gave interim order directing the Company as follows:-

1. The Court gave interim direction to the Company to deposit the Awarded Amount with the Registrar General of the Court. Subject to the said deposit being made by the Company, the enforcement of the award shall be stayed.
2. The Court further directed that if the award amount is deposited, the same shall be released to Group Companies against an unconditional Bank Guarantee equivalent to 105% of the amount, to the satisfaction of the Registrar General of the Court.
3. In the event the Company prevails in its challenge against the Arbitral Award which is currently sub-judice and being heard by the Court, any amount collected by the Group Companies from Registrar General of the Court shall be refunded to the Company along with interest at the rate of 10% per annum.

The interim order was challenged before Supreme Court by the Company, however the Supreme Court has not intervened. Therefore In compliance to the directive of Hon'ble High Court of Delhi, an amount of ₹ 16,476.20 Lakhs (awarded amount of \$1,26,47,033 plus applicable interest) was deposited by the Company with the Registrar General of Hon'ble High Court of Delhi on 18th May 2022. However the main challenge petition filed by the Company against the arbitral award is subjudice and being heard by Hon'ble Court.

Pending final disposal of the challenge petition by the Hon'ble Court, considering the provisions of Ind AS 37 'Provisions, Contingent Liabilities and Contingent Assets' and Significant Accounting Policies of the Company, Arbitral Award Amount in excess of amount recognized in the book of accounts has been disclosed as contingent liability (Note No. 40) amounting to ₹ 6,848.03 lakhs (₹ 6,653.59 lakhs FY 2021-22).

## Note - 53

In terms of Indian Accounting Standard (Ind AS 37) "Provisions, contingent liabilities and contingent assets", the requisite disclosures are as under:

The movement in provisions are as under:

(₹ in Lakhs)

S. No.	Class of Provision		Opening Balance	Additional provision during the year	Provision used during the year	Provision reversed during the year	Closing balance
1.	Contractual Obligation	31- Mar-23	60,440.14	10,706.68	-	14,632.76	56,514.06
		31-Mar-22	54,288.90	11,664.51	-	5,513.27	60,440.14
2.	Expected Losses	31- Mar-23	37.44	0.63	13.69	-	24.38
		31-Mar-22	224.22	1.24	188.02	-	37.44
3.	Impairment in PF Trust Investment	31- Mar-23	12,446.27	448.05	3,053.23	-	9,841.09
		31-Mar-22	15,496.48	-	3,050.21	-	12,446.27
4.	Provision for Abandonment	31- Mar-23	-	26.28	-	-	26.28
		31-Mar-22	-	-	-	-	-

Nature of provision:

### A) Contractual Obligations :

Contractual obligations represent provision for estimated liabilities on account of guarantees and warranties etc. in respect of consultancy and engineering services and turnkey contracts executed by the Company. The said obligation covers performance as well as defect liability period defined in the respective contracts.



For turnkey contracts, the estimated liability on account of contractual obligations is provided at 1% of revenue recognized based on risk assessment made by the management. For consultancy and engineering services contracts the estimated liability on account of contractual obligations is provided as per assessment of probable liability made by the management based on liability clauses in respective contracts.

Pursuant to settlement with Client in Consultancy & Engineering Project Segment, the contractual obligation in respect thereof amounting of ₹ 7,877.75 lakhs has been written back.

**B) Expected Losses:**

For each contracts, at reporting date, total contract cost and total contract revenue are estimated. In respect of contracts, where it is probable that total estimated contract cost will exceed the estimated total contract revenue, the expected loss is recognised as an expense in the statement of Profit and Loss.

**C) Impairment in PF Trust Investment:**

The employee benefit of PF is administered through a separate EIL Employees Provident Fund Trust. Out of the investments made by PF Trust in the past, some issuers of securities have defaulted in interest payments and / or principal repayments. The amortised value of probable future principal defaults is ₹ 11,741.31 lakhs as at 31 March 2023 (previous years: 31 March 2022: ₹ 15,557.83 lakhs). Considering the Employers obligation to make good the loss in value of these investments under the Provident Fund regulations, the Company has kept in its books of account the provision of probable future principal defaults of the amortised value amounting to ₹ 9,841.09 lakhs (previous years: 31 March 2022: ₹ 12,446.27 lakhs).

**D) Provision for Abandonment:**

Provision for decommissioning cost/abandonment cost in respect of assets under Joint Operations is considered as per participating interest of the Company on the basis of estimates approved by the respective operating committee. Wherever the same are not approved by the respective operating committee, decommissioning cost/abandonment cost estimates provided by the operator of the Block are considered.

E) The disclosure in respect of contingent liabilities is given as per note no. 40.

## Note - 54

Details of loans given, investment made and guarantee given covered U/S 186 (4) of the Companies Act, 2013

- Loans given- Nil
- Investments done are given in Note. No. 7.

## Note - 55

The dues to Micro and Small Enterprises as required under the Micro, Small and Medium Enterprises Development Act 2006 to the extent information available with the company is given below:

(₹ in Lakhs)

S. No.	Particulars	31 March 2023	31 March 2022
I	Amount due and payable at the year end		
	- Principal	8,584.13	8,228.71
	- Interest on above Principal	-	-
II	The amount of interest paid along with the amounts of the payment after the due date	-	-
III	The amount interest due and payable for principals already paid	-	-
IV	The amount of interest accrued and remaining unpaid at the year end	-	-
V	The amount of interest which is due and payable which is carried forward from last year	-	-

**Note - 56**

In terms of DPE Guidelines, on increase of Dearness allowance to the tune of 50%, the gratuity ceiling shall enhance by 25%. Superannuation benefits which includes Gratuity, Post-Superannuation Medical Scheme, Provident Fund and Defined Contribution Superannuation Scheme are to be met from 30% of Basis pay plus Dearness allowance. The company has recognised the proportionate increase in gratuity ceiling corresponding to Dearness allowance as on 31 March 2023 based on actuarial valuation. To the extent of the impact of such an increase of ₹ 639.48 Lakhs (previous year 31 March 2022: ₹ 856.24 Lakhs), the corresponding Defined Contribution Superannuation Scheme to the employees has been reduced to meet the Superannuation benefits within 30% of Basis Pay plus Dearness allowance as per DPE Guidelines.

**Note - 57**

Remuneration to Chairman and Managing Director and full time Directors are as per their appointment letters from the Ministry of Petroleum and Natural Gas, Government of India, New Delhi. They are also allowed to use the staff car for private journeys up to a ceiling of 1000 kms per month.

**Note - 58**

The statement of profit and loss account includes research and development revenue expenditure of ₹ 2,266.14 Lakhs (previous year 31 March 2022: ₹ 2,093.56 Lakhs). The capital expenditure of research and development assets is ₹ 743.47 Lakhs (previous year 31 March 2022: ₹ 511.65 Lakhs).

**Note - 59****Capital Grant in respect of Research projects:**

The Company has received capital grant from agency in respect of procurement/setting up of Capital assets for research project undertaken. The unamortized capital grant amount as on 31 March 2023 is of ₹ 34.71 Lakhs (previous year 31 March 2022: ₹ 34.11 Lakhs). During the year, the Company has recognised ₹ 8.10 Lakhs (previous year: ₹ 11.68 Lakhs) in the statement of profit and loss as amortisation of capital grants.

**Note - 60**

There is no impairment of cash generating assets during the year in terms of Indian Accounting Standard (Ind AS-36) "Impairment of Assets".

**Note - 61**

- a) The company has not traded or invested in Crypto Currency or Virtual Currency during the financial year 2022-23.
- b) The company has not been declared wilful defaulter by any bank or financial institution.
- c) The working capital and non-fund based facilities from banks are secured by hypothecation of stocks, book debts and other current assets of the Company, both present and future. The company is availing non fund based facilities from the banks and furnishing statement of security as and when required by the bankers, more particularly at the time of renewal exercise i.e. on yearly basis. Statement of security filed by the company with banks is in agreement with the books of account.
- d) There are no pending charges which is yet to be registered with Registrar of Companies (ROC) as on 31 March 2023 with respect to the Non fund based facilities availed by company.

**Note - 62**

For lump-sum services and turnkey contracts, balance efforts, cost and time to complete the contract including probability of levy for liquidated damages and price reduction schedules for delay as on reporting date are assessed by the management and relied upon by the auditors.

**Note - 63**

The balances of trade receivables, loans and advances, customer's advances, retention money, security deposits receivable/payable and trade payables are subject to confirmation and reconciliation.

**Note - 64**

The Company proposed to sale its old residential flats ('Assets') which is under the process of disposal and is expected to be completed in the financial year 2023-24 based on the fair value as determine as approved by the competent authority in this regard. These has been classified as Assets held for sale. The Company expects that the fair value less costs to sell is higher than the carrying amount.

**Note - 65****Corporate social responsibility expenses**

The requisite disclosure relating to CSR expenditure in terms on amended Schedule III of the Companies Act and Guidance Note on Corporate Social Responsibility (CSR) issued by the Institute of Chartered Accountants of India:

**(a) Disclosure with regard to CSR activities:****(₹ in Lakhs)**

Particulars	31 March 2023	31 March 2022
Amount required to be spent by the Company during financial year	944.27	1,047.56
Amount spent during the year	642.29	3,351.68
Amount of Expenditure incurred	1,117.82 (including set-off of excess amount spent of previous year of ₹ 475.53 lakhs)	1,925.10
Excess at the end of the year	-	1,426.58
Amount available for Set Off	951.05	1,426.58
Total of Excess amount spent at the end of year including previous year	951.05	1,426.58
Surplus arising out of CSR Project	-	-
Reason for Shortfall	Not Applicable	Not Applicable
Details of related party transactions	Not Applicable	Not Applicable
Provision made with respect to a liability incurred*	72.23	-

\*Movement of Provision

**(₹ in Lakhs)**

Particulars	31 March 2023	31 March 2022
Opening balance	-	84.70
Additional provision during the year	72.23	-
Provision used during the year	-	84.70
Closing balance	72.23	-

**(b) Amount spent during the financial year ended 31 March 2023 and 31 March 2022 on:****(₹ in Lakhs)**

Particulars		In cash	Yet to be paid in cash	Total
(i) Construction/acquisition of any asset	<b>31 March 2023</b>	341.14	5.63	346.77
	<b>31 March 2022</b>	1,436.44	-	1,436.44
(ii) On purposes other than (i) above	<b>31 March 2023</b>	228.92	66.60	295.52
	<b>31 March 2022</b>	1915.24	-	1,915.24

## (c) Nature of CSR activities:

(₹ in Lakhs)

Nature of CSR activities (Thrust Area-wise)	31 March 2023	31 March 2022
Promoting Education	110.89	176.65
Health care & nutrition	397.19	2,569.27
Skill Development /Vocational Training	104.74	409.56
Disaster Management	-	36.75
Benefit of armed forces veterans, war widows etc.	22.00	-
Others	7.47	159.45
<b>Total</b>	<b>642.29</b>	<b>3,351.68</b>

**Note - 66**

## Relation with Struck off Companies:

Name of the struck off company	Nature of transactions with struck off company	Balance outstanding as at 31 March 2023 (₹ in lakhs)	Balance outstanding as at 31 March 2022 (₹ in lakhs)	Relationship with the struck off company
Two Light Window Facility Management Service Pvt. Ltd.	Payables	8.02	8.02	Vendor
Hindustan Relocator Private Limited		2.15	2.15	
Mark-O-Line Traffic Controls Pvt. Ltd.		-	0.03	
Name of the struck off company	Nature of transactions with struck off company	Balance outstanding as at 31 March 2023 (Number of Shares)	Balance outstanding as at 31 March 2022 (Number of Shares)	Relationship with the struck off company
Brejeshwari Trading & Investment Ltd.	Shares held by struck off company	-	1000	Shareholder
Vaishak Shares Limited		2	2	
Fayda Portfolio Private Limited		100	100	
Neptune Tours And Travels Private Limited		-	1000	
Deeplok Securities Ltd.		-	17500	
Arihant Capital Markets Ltd.		-	926	
Shivam Rich Returns Pvt.Ltd.		-	1000	
Prism Knit Fab Pvt. Ltd.		-	8000	
Century Finvest Pvt. Ltd.		50	50	
Kothari Intergruop Ltd.		2	2	
Sincere Securities Private Limited		7270	7270	

**Note - 67**

The following are ratios for the year ended March 31, 2023 and March 31, 2022

Particulars	Numerator	Denominator	31st March 2023	31st March 2022	Variance
Current Ratio (in times)	Current assets	Current liabilities	1.01	0.98	3.06%
Debt-Equity Ratio (in times)	Total Debt (represents lease liabilities)	Shareholder's Equity	0.009	0.002	350.00%*
Debt Service Coverage Ratio (in times)	Earnings available for debt service(1)	Interest Cost and Lease payments for the current year	45.46	112.93	(59.74%)*
Return on Equity Ratio (in %)	Profit for the year (After Taxes)	Average Shareholder's Equity	17.00%	19.00%	(2.00%)
Trade Receivables turnover ratio (in times)	Revenue	Average Trade Receivable	6.64	4.99	33.07%#
Trade payables turnover ratio (in times)	Purchases of services and other expenses	Average Trade Payable	6.19	4.45	39.10%**
Net capital turnover ratio (in times)	Revenue	Working Capital	166.00	(68.90)	340.93%##
Net profit ratio (in %)	Net Profit	Revenue	10.00%	12.00%	(2.00%)
Return on Capital employed (in %)	Profit before tax and finance Cost	Capital Employed (2)	20.00%	23.00%	(3.00%)
Return on investment:					
Deposits with Banks (in %)	Income generated from invested funds	Average invested funds in Deposits	5.27%	4.36%	0.91%
Quoted Investments (in %)	Income generated from invested funds	Average invested funds in Investments	5.56%	3.45%	2.11%

(1) Net Profit after taxes + Non-cash operating expenses (Depreciation) + Interest + other adjustments like loss on sale of Fixed assets etc.

(2) Tangible Net worth + Lease liabilities + deferred tax liabilities.

\* Increase Assets taken on Lease has resulted in increase in ratio.

# Increase in Annual Turnover & Decline in Average Trade Receivables has resulted in increase in ratio.

\*\* Increase in purchase of services and other expenses and decrease in average trade payable has resulted in increase in ratio.

## Increase in Revenue and Working capital leads to positive Net Capital Turnover Ratio.

**Note - 68**

Previous year's figures have been regrouped/reclassified wherever necessary to make them comparable to the figures of the current year.

**For N. K. Bhargava & Co.**

Chartered Accountants

FRN No. 000429N

Sd/-

Nikhil Bhargava

**Partner**

Membership No.512853

Sd/-

Suvendu Kumar Padhi

**Company Secretary**

PAN: AHYPP2198P

Sd/-

R P Batra

**E.D. [F&A]**

PAN: AHPPB4262M

Sd/-

Sanjay Jindal

**Director [Finance] & CFO**

DIN: 09223617

Sd/-

Vartika Shukla

**Chairman & Managing Director**

DIN: 08777885

**For and on behalf of Engineers India Limited**

**Place :** New Delhi

**Date :** 26 May 2023

## COMMENTS OF THE COMPTROLLER AND AUDITOR GENERAL OF INDIA UNDER SECTION 143(6)(b) OF THE COMPANIES ACT, 2013 ON THE FINANCIAL STATEMENTS OF ENGINEERS INDIA LIMITED FOR THE YEAR ENDED 31 MARCH 2023

The preparation of financial statements of Engineers India Limited for the year ended 31 March 2023 in accordance with the financial reporting framework prescribed under the Companies Act, 2013 (Act) is the responsibility of the management of the company. The statutory auditor appointed by the Comptroller and Auditor General of India under section 139 (5) of the Act is responsible for expressing opinion on the financial statements under section 143 of the Act based on independent audit in accordance with the standards on auditing prescribed under section 143 (10) of the Act. This is stated to have been done by them vide their Audit Report dated 26 May 2023.

I, on behalf of the Comptroller and Auditor General of India, have conducted a supplementary audit of the financial statements of Engineers India Limited for the year ended 31 March 2023 under Section 143 (6) (a) of the Act. This supplementary audit has been carried out independently without access to the working papers of the statutory auditor and is limited primarily to inquiries of the statutory auditor and company personnel and a selective examination of some of the accounting records.

On the basis of my supplementary audit nothing significant has come to my knowledge which would give rise to any comment upon or supplement to statutory auditor's report under section 143 (6) (b) of the Act.

For and on behalf of the  
Comptroller & Auditor General of India



**(Sanjay K. Jha)**

Director General of Audit (Energy)

Place : New Delhi

Dated: 28 July 2023





# Independent Auditor's Report

TO

THE MEMBERS OF  
ENGINEERS INDIA LIMITED

Report on the Audit of the Consolidated Financial Statements

## Opinion

We have audited the accompanying Consolidated Financial Statements of **ENGINEERS INDIA LIMITED** ("the Holding Company") and its subsidiary company (the Holding Company and its subsidiary together referred to as "the Group") and its jointly controlled entities, which comprise the consolidated Balance Sheet as at 31 March 2023, the Consolidated Statement of Profit and Loss (including other comprehensive income), the Consolidated Statement of Changes in Equity and the consolidated Cash Flows Statement for the year then ended and notes to the Consolidated Financial Statements, including a summary of the significant accounting policies and other explanatory information (hereinafter referred to as "the Consolidated Financial Statements").

In our opinion and to the best of our information and according to the explanations given to us, the aforesaid Consolidated Financial Statements give the information required by the Companies Act, 2013 ("the Act") in the manner so required and give a true and fair view in conformity with the accounting principles generally accepted in India, of the consolidated state of affairs of the Group and its jointly controlled entities as at 31 March 2023, consolidated profit (including other comprehensive income), consolidated changes in equity and consolidated cash flows for the year ended on that date.

## Basis for Opinion

We conducted our audit of Consolidated Financial Statements in accordance with the Standards on Auditing ("SAs") specified under section 143(10) of the Act. Our responsibilities under those Standards are further described in the Auditor's Responsibilities for the Audit of the Consolidated Financial Statements section of our report. We are independent of the Group and its jointly controlled entities in accordance with the Code of Ethics issued by the Institute of Chartered Accountants of India ("ICAI") together with the ethical requirements that are relevant to our audit of the Consolidated Financial Statements under the provisions of the Act and the Rules made there under, and we have fulfilled our other ethical responsibilities in accordance with these requirements and the ICAI's Code of Ethics. We believe that the audit evidence we have obtained is sufficient and appropriate to provide a basis for our opinion.

## Emphasis of Matter Paragraph

We draw reference to Note 40 and Note 52 to the consolidated financial statements concerning ongoing litigation as a going concern in respect of matters indicated therein involving a sum of ₹ 26,255.60 Lakhs (Commercial claims including employee's claims). Any adverse impact of litigation is currently not ascertainable and therefore has been disclosed as contingent liability.

Our opinion is not modified in respect of the said matter.

## Key Audit Matters

Key audit matters are those matters that, in our professional judgment, were of most significance in our audit of the Consolidated Financial Statements of the current period. These matters were addressed in the context of our audit of the Consolidated Financial Statements as a whole, and in forming our opinion thereon, and we do not provide a separate opinion on these matters. We have determined the matters described below to be the key audit matters to be communicated in our report:

### 1. Estimation in relation to Percentage Completion Method

The Holding Company recognizes revenue using the percentage of completion method. This method involves management estimates w.r.t cost and outcomes of long-term construction and service contracts. Revenue recognition in this regard is complex because it is based on the management estimates, assessments and judgments of:

- estimated contract revenue and estimated costs;
- the assessment of stage of completion of respective jobs;
- total efforts incurred till date and balance efforts required to complete the remaining contract performance obligations;
- changes in work scope;
- the probability of customer approval of variations and claims ;and
- Probability of levy for liquidated damages, warranty/guarantee and price reduction for delay or waiver/reduction of such levies.

Audit procedures were carried out for verifying the revenue recognized from such contracts , and for that purpose, we:

- selected a sample of contracts and evaluated the design of internal controls relating to recording of efforts incurred and estimation of efforts required to complete the performance obligations;
- assessed management’s estimates of total contract revenue and contract costs and recalculated the stage of completion based on actual costs incurred till date for a sample of contracts;
- selected a sample of contracts and performed a review of efforts incurred with estimated efforts to identify significant variations, if any and verify whether those variations have been considered while estimating the remaining efforts required to complete the respective contract;
- reviewed a sample of contracts with unbilled revenues to identify possible delays in achieving milestones and change if any, required in estimated efforts to complete the remaining performance obligations;
- performed analytical procedures and test of details for reasonableness of incurred and estimated efforts.

This has been considered as a key audit matter because of the involvement of management’s judgment and estimates in recognizing revenue from such contracts and potential variations that may have consequential impact on the profitability.

## 2. Arbitration Proceedings in case of M/s Fernas Construction India Private Limited

In April, 2016, the Holding company terminated an existing contract with M/s Fernas Construction India Private Limited (“contractor”) consequent to the findings of an investigating agency that certificates submitted for qualifying the contract was bogus. Subsequently, the Holding company is completing the contract at the risk and cost of contractor in terms of provision of the contract.

The matter has been referred to the Arbitral Tribunal wherein the contractor has filed its claim amounting to ₹ 40,960.75 Lakhs against the Holding company. The Holding company has filed its reply along with its counter claim and application to implead the parent company of the contractor, decisions on which is pending with the Arbitral Tribunal.

During the financial year 2018-19, a third-party creditor of the contractor has filed an application against the contractor with National Company Law Appellate Tribunal (NCLAT) under Insolvency and Bankruptcy Code, 2016 (IBC). Interim Resolution Professional (IRP) has been appointed and hence arbitration proceedings have been stayed sine die.

The Holding company has filed its claim against the contractor with the IRP. Hon’ble Supreme Court, on the application of the contractor has stayed the Resolution proceedings. The parent company has approached Arbitral Tribunal and NCLT for revival of counter claims wherein parent company has been directed to approach the appropriate forum and accordingly parent company has filed an impleadment application before the Hon’ble Supreme Court. Refer Note 51 to the consolidated financial statements.

This has been considered as a key audit matter given the uncertain outcome of legal proceedings/arbitral proceedings and the involvement of management’s judgment and estimates in relation to the same and any variation may have consequential impact on the profitability.

The status of such job has been reviewed on regular basis. Also outcome of the legal proceedings was reviewed time to time. Based on the management’s assessment, the management of Holding Company has not considered any possible obligation on this account requiring future probable outflow of resources of the holding company and accordingly no provision has been made nor disclosed as Contingent Liability in the Consolidated Financial Statements.

## **Information Other than the Consolidated Financial Statements and Auditor’s Report Thereon**

The Holding Company’s Board of Directors is responsible for the other information. The other information comprises the information included in the Management Discussion and Analysis, Director’s Report including annexures to Director’s Report, Business Responsibility Report, Corporate Governance, Ten years’ Performance at a Glance and Chairman’s Statement included in the Annual Report of the Holding Company, but does not include the Consolidated Financial Statements and our auditor’s report thereon. The annual report is expected to be made available to us after the date of this auditor’s report.

Our opinion on the Consolidated Financial Statements does not cover the other information and we do not express any form of assurance conclusion thereon.

In connection with our audit of the Consolidated Financial Statements, our responsibility is to read the other information identified above when it becomes available and, in doing so, consider whether the other information is materially inconsistent with the Consolidated Financial Statements or our knowledge obtained in the audit, or otherwise appears to be materially misstated.

On reading the Annual report, if we conclude that there is a material misstatement therein, we are required to communicate the matter to those charged with governance and take necessary actions as per applicable laws and regulations.



### **Responsibilities of Management and Those Charged with Governance for the Consolidated Financial Statements**

The Holding Company's Board of Directors is responsible for the preparation and presentation of these Consolidated Financial Statements in term of the requirements of the Act that give a true and fair view of the consolidated financial position, consolidated financial performance (including other comprehensive income), consolidated statement of changes in equity and consolidated cash flows of the Group including its jointly controlled entities in accordance with the accounting principles generally accepted in India, including the Indian Accounting Standards (Ind AS) specified in the Companies (Indian Accounting Standards) Rules, 2015 (as amended) under section 133 of the Act. The respective Board of Directors of the companies included in the Group and its jointly controlled entities are responsible for maintenance of adequate accounting records in accordance with the provisions of the Act for safeguarding the assets of the Group and for preventing and detecting frauds and other irregularities; selection and application of appropriate accounting policies; making judgments and estimates that are reasonable and prudent; and the design, implementation and maintenance of adequate internal financial controls, that were operating effectively for ensuring accuracy and completeness of the accounting records, relevant to the preparation and presentation of the Consolidated Financial Statements that give a true and fair view and are free from material misstatement, whether due to fraud or error, which have been used for the purpose of preparation of the Consolidated Financial Statements by the Directors of the Holding Company, as aforesaid.

In preparing the Consolidated Financial Statements, the respective Board of Directors of the companies included in the Group and its jointly controlled entities are responsible for assessing the ability of the Group and its jointly controlled entities to continue as a going concern, disclosing, as applicable, matters related to going concern and using the going concern basis of accounting unless management either intends to liquidate the Group or to cease operations, or has no realistic alternative but to do so.

The respective Board of Directors of the companies included in the Group and its jointly controlled entities are responsible for overseeing the financial reporting process of the Group and its jointly controlled entities.

### **Auditor's Responsibilities for the Audit of the Consolidated Financial Statements**

Our objectives are to obtain reasonable assurance about whether the Consolidated Financial Statements as a whole are free from material misstatement, whether due to fraud or error, and to issue an auditor's report that includes our opinion. Reasonable assurance is a high level of assurance, but is not a guarantee that an audit conducted in accordance with SAs will always detect a material misstatement when it exists. Misstatements can arise from fraud or error and are considered material if, individually or in the aggregate, they could reasonably be expected to influence the economic decisions of users taken on the basis of these Consolidated Financial Statements.

**As part of an audit in accordance with SAs, we exercise professional judgment and maintain professional skepticism throughout the audit. We also:**

- Identify and assess the risks of material misstatement of the Consolidated Financial Statements, whether due to fraud or error, design and perform audit procedures responsive to those risks, and obtain audit evidence that is sufficient and appropriate to provide a basis for our opinion. The risk of not detecting a material misstatement resulting from fraud is higher than for one resulting from error, as fraud may involve collusion, forgery, intentional omissions, misrepresentations, or the override of internal control.
- Obtain an understanding of internal controls relevant to the audit in order to design audit procedures that are appropriate in the circumstances. Under section 143(3)(i) of the Act, we are also responsible for expressing our opinion on whether the Group and its jointly controlled entities has adequate internal financial controls system in place and the operating effectiveness of such controls.
- Evaluate the appropriateness of accounting policies used and the reasonableness of accounting estimates and related disclosures made by management.
- Conclude on the appropriateness of management's use of the going concern basis of accounting and, based on the audit evidence obtained, whether a material uncertainty exists related to events or conditions that may cast significant doubt on the ability of the Group and its jointly controlled entities to continue as a going concern. If we conclude that a material uncertainty exists, we are required to draw attention in our auditor's report to the related disclosures in the Consolidated Financial Statements or, if such disclosures are inadequate, to modify our opinion. Our conclusions are based on the audit evidence obtained upto the date of our auditor's report. However, future events or conditions may cause the Group and its jointly controlled entities to cease to continue as a going concern.
- Evaluate the overall presentation, structure and content of the Consolidated Financial Statements, including the disclosures, and whether the Consolidated Financial Statements represent the underlying transactions and events in a manner that achieves fair presentation.
- Obtain sufficient appropriate audit evidence regarding the financial information of the entities or business activities within the Group and its jointly controlled entities to express an opinion on the Consolidated Financial Statements. We are responsible for the direction, supervision and performance of the audit of the financial statements of such entities included in the Consolidated Financial Statements of which we are the independent auditors. For the other entities included in the Consolidated Financial Statements, which have been audited by other auditors, such other auditors remain responsible for the direction, supervision and performance of the audits carried out by them. We remain solely responsible for our audit opinion.

Materiality is the magnitude of misstatements in the Consolidated Financial Statements that, individually or in aggregate, makes it probable that the economic decisions of reasonably knowledgeable user of the financial statements may be influenced. We consider quantitative materiality and qualitative factors in (i) planning the scope of our audit work and in evaluating the results of our work; and (ii) to evaluate the effect of any identified misstatements in the Consolidated Financial Statements.

We communicate with those charged with governance of the Holding Company, among other matters, the planned scope and timing of the audit and significant audit findings, including any significant deficiencies in internal control that we identify during our audit.

We also provide those charged with governance with a statement that we have complied with relevant ethical requirements regarding independence, and to communicate with them all relationships and other matters that may reasonably be thought to bear on our independence, and where applicable, related safeguards.

From the matters communicated with those charged with governance, we determine those matters that were of most significance in the audit of the Consolidated Financial Statements of the current period and are therefore the key audit matters. We describe these matters in our auditor's report unless law or regulation precludes public disclosure about the matter or when, in extremely rare circumstances, we determine that a matter should not be communicated in our report because the adverse consequences of doing so would reasonably be expected to outweigh the public interest benefits of such communication.

#### Other Matters

We did not audit the financial statements/financial information of subsidiary company, whose financial statements reflect total assets of ₹10380.22 lakhs as of 31 March 2023, total revenues of ₹5168.31 lakhs and net cash inflow of ₹7.73 lakhs for the year ended on that date, as considered in the Consolidated Financial Statements. The auditor of subsidiary company has issued the qualified audit report which in our opinion and according to the information and explanations given to us by the Management, these qualifications are not material to the Group.

Also we did not audit the financial statements of 1 jointly controlled entity in which Group's share of net profit is ₹223.56 lakhs for year ended 31 March 2023, as considered in the Consolidated Financial Statements. These financial statements have been audited by other auditors whose reports have been furnished to us by the management and our opinion on the Consolidated Financial Statements, in so far as it relates to the amounts and disclosures included in respect of subsidiary company and jointly controlled entity and our report in terms of sub-section (3) and (11) of section 143 of the Act, in so far as it relates to the aforesaid subsidiary company and jointly controlled entity, is based solely on the reports of the other auditors.

Also we did not audit the financial statements of 1 foreign jointly controlled entity in which Group's share of net loss is ₹20.36 Lakhs for year ended 31 March 2023 on the basis of unaudited financial statements are considered in the Consolidated Financial Statements. In our opinion and according to the information and explanations given to us by the Management, these unaudited financial statements/financial information are not material to the Group.

Further 1 jointly controlled entity M/s TEIL Projects Limited is under liquidation. We did not audit the financial information of the said jointly controlled entity in which Group's share of net profit/(loss) is NIL for the year ended 31 March 2023, as considered in the Consolidated Financial Statements. The liquidator's statement as certified by the Liquidator has not been furnished to us by the Management. In our opinion and according to the information and explanations given to us by the Management, these financial statements/financial information are not material to the Group.

Our opinion on the Consolidated Financial Statements, and our report on Other Legal and Regulatory Requirements below, is not modified in respect of the above matters with respect to our reliance on the work done and the reports of the other auditors and the financial statements certified by the Management.

#### Report on Other Legal and Regulatory Requirements

1. As required by the Companies (Auditor's Report) Order, 2020 ("the Order") issued by the Central Government of India in terms of Section 143 (11) of the Act, we give in the "Annexure A" a statement on the matters specified in paragraphs 3 and 4 of the Order, to the extent applicable.
2. As required by Section 143(3) of the Act, we report that:
  - (a) We have sought and obtained all the information and explanations which to the best of our knowledge and belief were necessary for the purposes of our audit of the aforesaid Consolidated Financial Statements.
  - (b) In our opinion, proper books of account as required by law relating to preparation of the aforesaid Consolidated Financial Statements have been kept so far as it appears from our examination of those books and the reports of the other auditors.
  - (c) The Consolidated Balance Sheet, the Consolidated Statement of Profit and Loss (including other comprehensive income), consolidated statement of Changes in Equity and the Consolidated Cash Flow Statement dealt with by this Report are in agreement with the relevant books of account maintained for the purpose of preparation of the Consolidated Financial Statements.



- (d) In our opinion, the aforesaid Consolidated Financial Statements comply with the Indian Accounting Standards specified in the Companies (Indian Accounting Standards) Rules, 2015 (as amended) under Section 133 of the Act.
- (e) As per notification number G.S.R. 463(E) dated 05 June 2015 issued by Ministry of Corporate Affairs, section 164(2) of the Act regarding the disqualifications of Directors is not applicable on Government Companies.
- (f) With respect to the adequacy of internal financial controls with reference to financial statements of the Group and the operating effectiveness of such controls, refer to our separate report in “**Annexure B**”.
- (g) With respect to the other matters to be included in the Auditor’s Report, as per notification number G.S.R. 463(E) dated 5 June 2015 issued by Ministry of Corporate Affairs, section 197(16) of the Act regarding the Managerial remuneration is not applicable on Government Companies.
- (h) With respect to the other matters to be included in the Auditor’s Report in accordance with Rule 11 of the Companies (Audit and Auditor’s) Rules, 2014, in our opinion and to the best of our information and according to the explanations given to us:
  - i. the Consolidated Financial Statements disclose the impact of pending litigations on the consolidated financial position of the Group and its jointly controlled entities – Refer Note 40 to the Consolidated Financial Statements.
  - ii. provision has been made in the Consolidated Financial Statements, as required under the applicable law or accounting standards, for material foreseeable losses, if any, on long term contracts including derivative contracts. Refer Note 53 to the Consolidated Financial Statements.
  - iii. There has been no delay in transferring amounts, required to be transferred, to the Investor Education and Protection Fund by the Holding Company, its subsidiary company and jointly controlled entities incorporated in India.

**For N K Bhargava & Co.**  
Chartered Accountants  
(Firm’s Registration No. 000429N)

Sd/-  
**Nikhil Bhargava**  
(Partner)

M. No. 512853  
UDIN:23512853BGXOEI3851

Place: New Delhi  
Date: 26 May 2023

## **Annexure A to Independent Auditors' Report Consolidated financial statement of Engineers India Limited for the year ended 31<sup>st</sup> March, 2023**

Referred to Paragraph 1 under the heading of "Report on Other Legal and Regulatory Requirements" of our report of even date

xxi. According to the information and explanations given to us and based on our examination of the records, there have not been any qualifications or adverse remarks by the respective auditors in the Companies (Auditor's Report) Order (CARO) reports of the companies included in the consolidated financial statements.

Place: New Delhi  
Date: 26 May 2023

**For N K Bhargava & Co.**  
Chartered Accountants  
(Firm's Registration No. 000429N)

Sd/-  
**Nikhil Bhargava**  
(Partner)  
M. No. 512853  
UDIN: 23512853BGXOEI3851



## Annexure - B to the Independent Auditors' Report

Referred to Paragraph (f) under the heading of "Report on Other Legal and Regulatory Requirements" of our report of even date

### **Report on the Internal Financial Controls over Financial Reporting under Clause (i) of Sub-section 3 of Section 143 of the Companies Act, 2013 ("the Act")**

In conjunction with our audit of the Consolidated Financial Statements as of and for the year ended 31 March 2023, we have audited the internal financial controls over financial reporting of **ENGINEERS INDIA LIMITED** ("the Holding Company") and its subsidiary (the Holding Company and its subsidiary together referred to as "the Group") and its jointly controlled entities, which are companies incorporated in India, as of that date.

#### **Management's Responsibility for Internal Financial Controls**

The respective Board of Directors/Management of the Holding Company, its subsidiary company and jointly controlled entities, which are companies incorporated in India, are responsible for establishing and maintaining internal financial controls based on the internal control over financial reporting criteria established by the respective Companies considering the essential components of internal control stated in the Guidance Note on Audit of Internal Financial Controls over Financial Reporting issued by the Institute of Chartered Accountants of India ("ICAI"). These responsibilities include the design, implementation and maintenance of adequate internal financial controls that were operating effectively for ensuring the orderly and efficient conduct of its business, including adherence to respective company's policies, the safeguarding of its assets, the prevention and detection of frauds and errors, the accuracy and completeness of the accounting records, and the timely preparation of reliable financial information, as required under the Act.

#### **Auditors' Responsibility**

Our responsibility is to express an opinion on the internal financial controls over financial reporting of the Group and its jointly controlled entities, based on our audit. We conducted our audit in accordance with the Guidance Note on Audit of Internal Financial Controls over Financial Reporting (the "Guidance Note") issued by ICAI and the Standards on Auditing, issued by ICAI and deemed to be prescribed under section 143(10) of the Companies Act, 2013, to the extent applicable to an audit of internal financial controls. Those Standards and the Guidance Note require that we comply with ethical requirements and plan and perform the audit to obtain reasonable assurance about whether adequate internal financial controls over financial reporting was established and maintained and if such controls operated effectively in all material respects.

Our audit involves performing procedures to obtain audit evidence about the adequacy of the internal financial controls system over financial reporting and their operating effectiveness. Our audit of internal financial controls over financial reporting included obtaining an understanding of internal financial controls over financial reporting, assessing the risk that a material weakness exists, and testing and evaluating the design and operating effectiveness of internal control based on the assessed risk. The procedures selected depend on the auditor's judgment, including the assessment of the risks of material misstatement of the financial statements, whether due to fraud or error.

We did not audit the financial statements/financial information of subsidiary company. The auditor of subsidiary company has issued the qualified opinion on Internal Financial Control which in our opinion and according to the information and explanations given to us by the Management, these qualifications are not material to the Group.

We believe that the audit evidence we have obtained is sufficient and appropriate to provide a basis for our audit opinion on internal financial controls system over financial reporting of the Group and its jointly controlled entities.

#### **Meaning of Internal Financial Controls over Financial Reporting**

A company's internal financial control over financial reporting is a process designed to provide reasonable assurance regarding the reliability of financial reporting and the preparation of financial statements for external purposes in accordance with generally accepted accounting principles. A company's internal financial control over financial reporting includes those policies and procedures that (1) pertain to the maintenance of records that, in reasonable detail, accurately and fairly reflect the transactions and dispositions of the assets of the company; (2) provide reasonable assurance that transactions are recorded as necessary to permit preparation of financial statements in accordance with generally accepted accounting principles, and that receipts and expenditures of the company are being made only in accordance with authorizations of management and directors of the company; and (3) provide reasonable assurance regarding prevention or timely detection of unauthorized acquisition, use, or disposition of the company's assets that could have a material effect on the financial statements.

### **Inherent Limitations of Internal Financial Controls Over Financial Reporting**

Because of the inherent limitations of internal financial controls over financial reporting, including the possibility of collusion or improper management override of controls, material misstatements due to error or fraud may occur and not be detected. Also, projections of any evaluation of the internal financial controls over financial reporting to future periods are subject to the risk that the internal financial control over financial reporting may become inadequate because of changes in conditions, or that the degree of compliance with the policies or procedures may deteriorate.

### **Opinion**

In our opinion and to the best of our information and according to the explanations given to us, the Group and its jointly controlled entities, which are companies incorporated in India, have, in all material respects, an adequate internal financial controls system over financial reporting and such internal financial controls over financial reporting were operating effectively as at 31st March 2023, based on the internal control over financial reporting criteria established by the respective companies considering the essential components of internal control stated in the Guidance Note on Audit of Internal Financial Controls Over Financial Reporting issued by the Institute of Chartered Accountants of India.

Place: New Delhi  
Date: 26 May 2023

**For N K Bhargava & Co.**  
Chartered Accountants  
(Firm's Registration No. 000429N)

Sd/-  
**Nikhil Bhargava**  
(Partner)  
M. No. 512853  
UDIN: 23512853BGXOEI3851



**Consolidated Balance Sheet**

AS AT 31 MARCH 2023

(₹ in Lakhs)

Particulars	Note No.	As at 31 March 2023	As at 31 March 2022
<b>I Assets</b>			
<b>Non-Current Assets</b>			
(a) Property, Plant and Equipment	4	21,676.00	21,463.30
(b) Right-of-Use Assets	39	2,941.87	1,488.76
(c) Capital work-in-progress	4	2,591.70	622.95
(d) Investment Property	5	3,040.77	3,123.39
(e) Other Intangibles Assets	6 A	230.18	193.44
(f) Intangible Assets under development	6 B	-	31.02
(g) Investments accounted using equity method	7 A (i)	26,683.93	25,811.48
(h) Financial assets			
(i) Investments	7 A (ii)	76,631.92	74,440.00
(ii) Loans	8 A	7,249.23	6,176.35
(iii) Other Financial Assets	9 A	3,271.19	146.46
(i) Deferred Tax Assets (net)	10	33,694.89	34,010.79
(j) Non-Current Tax Assets (net)	11 A	8,517.37	4,772.91
(k) Other Non-Current Assets	12 A	2,184.28	2,357.53
<b>Total Non-Current Assets</b>		<b>188,713.33</b>	<b>174,638.38</b>
<b>Current Assets</b>			
(a) Inventories	13	115.05	232.33
(b) Financial Assets			
(i) Investments	7 B	14,542.39	8,516.40
(ii) Trade receivables	14	36,764.50	38,597.75
(iii) Cash and cash equivalents	15	6,348.03	2,981.13
(iv) Other Bank balances	16	103,287.37	135,299.48
(v) Loans	8 B	1,408.19	1,202.55
(vi) Other Financial Assets	9 B	47,754.26	38,032.06
(c) Current Tax Assets (net)	11 B	44.78	-
(d) Other Current Assets	12 B	39,820.05	18,242.24
(e) Assets Held for Sale	64	1.61	1.61
<b>Total Current Assets</b>		<b>250,086.23</b>	<b>243,105.55</b>
<b>Total Assets</b>		<b>438,799.56</b>	<b>417,743.93</b>
<b>II Equity and Liabilities</b>			
<b>Equity</b>			
(a) Equity Share capital	17	28,102.13	28,102.13
(b) Other Equity	18	168,049.76	148,901.95
<b>Equity attributable to the owners of the parent company</b>		<b>196,151.89</b>	<b>177,004.08</b>
Non-controlling interests		-	-
<b>Total Equity</b>		<b>196,151.89</b>	<b>177,004.08</b>
<b>Liabilities</b>			
<b>Non-Current Liabilities</b>			
(a) Financial Liabilities			
(i) Lease Liabilities	39	1,288.07	130.11
(ii) Other Financial Liabilities	19 A	230.51	135.53
(b) Provisions	20 A	1,149.74	1,087.29
(c) Other Non-Current Liabilities	21 A	140.61	36.33
<b>Total Non-Current Liabilities</b>		<b>2,808.93</b>	<b>1,389.26</b>
<b>Current Liabilities</b>			
(a) Financial Liabilities			
(i) Lease Liabilities	39	600.01	242.04
(ii) Trade payables	22		
Total outstanding dues of Micro Enterprises and Small Enterprises		8,569.64	8,244.61
Total outstanding dues of creditors other than Micro Enterprises and Small Enterprises		26,092.98	23,804.36
(iii) Other Financial Liabilities	19 B	39,685.29	34,928.24
(b) Other Current Liabilities	21 B	91,244.98	92,928.87
(c) Provisions	20 B	73,490.61	79,031.79
(d) Current Tax Liabilities (net)	23	155.23	170.68
<b>Total Current Liabilities</b>		<b>239,838.74</b>	<b>239,350.59</b>
<b>Total Equity and Liabilities</b>		<b>438,799.56</b>	<b>417,743.93</b>

Summary of significant accounting policies and accompanying notes form an integral part of these financial statements.

1 to 69

This is the consolidated balance sheet referred to in our report of even date.

**For N K Bhargava & Co.**

Chartered Accountants  
FRN No. 000429N

Sd/-  
Nikhil Bhargava  
**Partner**  
Membership No. 512853

Sd/-  
Suvendu Kumar Padhi  
**Company Secretary**  
PAN : AHYPP2198P

Sd/-  
R P Batra  
**E.D. [F&A]**  
PAN: AHPPB4262M

Sd/-  
Sanjay Jindal  
**Director [Finance] & CFO**  
DIN : 09223617

Sd/-  
Vartika Shukla  
**Chairman & Managing Director**  
DIN : 08777885

**Place:** New Delhi  
**Date :** 26 May 2023

**For and on behalf of Engineers India Limited**

**Consolidated Statement of Profit and Loss**

FOR THE YEAR ENDED 31 MARCH 2023

(₹ in Lakhs)

Particulars	Note No.	Year Ended 31 March 2023	Year Ended 31 March 2022
<b>Revenue</b>			
I Revenue From Operations	24	333,014.03	291,277.96
II Other Income	25	16,435.52	12,993.95
<b>III Total Income (I+II)</b>		<b>349,449.55</b>	<b>304,271.91</b>
<b>Expenses</b>			
Technical assistance/sub-contracts	26	119,381.75	100,399.50
Construction materials and equipments	27	64,221.15	37,283.44
Employee benefits expenses	28	95,348.82	92,370.01
Finance costs	29	150.35	95.52
Depreciation and amortisation expense	30	2,569.88	2,362.79
Other expenses	31	23,226.18	26,814.17
<b>IV Total expenses</b>		<b>304,898.13</b>	<b>259,325.43</b>
<b>V Profit/(Loss) before exceptional items and tax (III-IV)</b>		<b>44,551.42</b>	<b>44,946.48</b>
VI Exceptional Items		-	-
<b>VII Profit before tax (V-VI)</b>		<b>44,551.42</b>	<b>44,946.48</b>
VIII Less: Tax expense	32		
(1) Current tax			
- For the year		9,618.91	11,990.37
- For earlier years tax adjustments (net)		11.57	(359.87)
(2) Deferred tax		497.48	(972.96)
<b>IX Profit for the year from continuing operations (VII-VIII)</b>		<b>34,423.46</b>	<b>34,288.94</b>
X Profit/(Loss) from discontinued operations (After Tax)		-	-
<b>XI Profit after tax (IX+X)</b>		<b>34,423.46</b>	<b>34,288.94</b>
XII Share of Profit/(loss) in joint venture entities/Associates		203.20	(20,336.97)
<b>XIII Profit for the year (XI+XII)</b>		<b>34,626.66</b>	<b>13,951.97</b>
<b>XIV Other Comprehensive Income</b>			
Items that will not be reclassified to profit and loss			
-Re-measurement gains (losses) on defined benefit plans		(1,328.42)	(996.37)
Income tax effect thereon that will not be reclassified to profit and loss		335.61	253.48
- Net gain / (loss) on Equity Shares Carried at Fair value through OCI		2,191.92	4,429.50
Income tax effect thereon that will not be reclassified to profit and loss		(551.66)	(1,114.82)
Items that will be reclassified to profit and loss			
-Exchange differences on translation of foreign operations		94.58	39.88
Income tax effect thereon that will be reclassified to profit and loss		(23.80)	(10.04)
<b>XV Total Comprehensive Income for the year (XIII+XIV)</b>		<b>35,344.89</b>	<b>16,553.60</b>
<b>XVI Profit for the year attributable to</b>			
Owners of the Parent Company		34,626.66	13,951.97
Non-controlling interests		-	-
		<b>34,626.66</b>	<b>13,951.97</b>
<b>XVII Other comprehensive income attributable to</b>			
Owners of the Parent Company		718.23	2,601.63
Non-controlling interests		-	-
		<b>718.23</b>	<b>2,601.63</b>
<b>XVIII Total comprehensive Income for the year attributable to</b>			
Owners of the Parent Company		35,344.89	16,553.60
Non-controlling interest		-	-
		<b>35,344.89</b>	<b>16,553.60</b>
<b>XIX Earnings per equity share (Face value ₹ 5 per share)</b>	33		
(for continuing and discontinued operations)			
Basic (₹)		6.16	2.48
Diluted (₹)		6.16	2.48

Summary of significant accounting policies and accompanying notes form an integral part of these financial statements.

1 to 69

This is the consolidated statement of profit and loss referred to in our report of even date.

**For N K Bhargava & Co.**

Chartered Accountants  
FRN No. 000429N

Sd/-  
Nikhil Bhargava  
Partner  
Membership No. 512853

Sd/-  
Suvendu Kumar Padhi  
Company Secretary  
PAN : AHYPP2198P

Sd/-  
R P Batra  
E.D. [F&A]  
PAN : AHPPB4262M

Sd/-  
Sanjay Jindal  
Director [Finance] & CFO  
DIN : 09223617

Sd/-  
Vartika Shukla  
Chairman & Managing Director  
DIN : 08777885

**For and on behalf of Engineers India Limited**

Place: New Delhi  
Date : 26 May 2023

**Consolidated Statement of changes in equity**

FOR THE YEAR ENDED 31 MARCH 2023

**A Equity Share Capital\***

(₹ in Lakhs)

Particulars	2022-23	2021-22
Balance at the beginning of the year	28,102.13	28,102.13
Changes in Equity share capital due to prior period errors	-	-
Restated Balance at the beginning of the reporting period	-	-
Changes in equity share capital during the year :		
Addition of equity share capital during the year	-	-
Redemption of equity share capital during the year (Buy Back of Shares)	-	-
Balance at the end of the year	<b>28,102.13</b>	<b>28,102.13</b>

**B Other equity\*\***

(₹ in Lakhs)

Description	Reserves and surplus						Other Comprehensive Income			Attributable to Non Controlling Interest	Total
	General reserve	Capital Re-demption reserve	Capital Reserve on Consolidation	Retained earnings	CSR activity reserve	Corpus for Medical Benefits for Employees retired prior to 01.01.2007	Exchange difference on translation of foreign operation	Remeasurement of defined benefit plans	Net gain / (loss) on Equity Shares carried at Fair Value through OCI		
<b>Balance as at 1 April 2021</b>	<b>127,860.99</b>	<b>5,591.54</b>	<b>880.00</b>	<b>14,698.11</b>	<b>2,054.52</b>	<b>1,283.77</b>	<b>64.62</b>	<b>(5,464.92)</b>	-	-	<b>146,968.63</b>
Profit for the year	-	-	-	13,951.97	-	-	-	-	-	-	13,951.97
Other comprehensive income	-	-	-	-	-	-	39.88	(996.37)	4,429.50	-	3,473.01
Income tax related to items of other comprehensive income	-	-	-	-	-	-	(10.04)	253.48	1,114.82)	-	(871.38)
Dividend (refer note 37)	-	-	-	(14,613.10)	-	-	-	-	-	-	(14,613.10)
Share Issue Expenses in Joint Venture	-	-	-	(0.26)	-	-	-	-	-	-	(0.26)
Change in Ownership interest in Joint Venture	-	-	-	(6.92)	-	-	-	-	-	-	(6.92)
Transfer from retained earnings	14,332.52	-	-	(16,079.98)	1,075.70	671.76	-	-	-	-	-
Transfer to retained earnings	-	-	-	3,543.22	(2,009.66)	(1,533.56)	-	-	-	-	-
<b>Balance as at 31 March 2022</b>	<b>142,193.51</b>	<b>5,591.54</b>	<b>880.00</b>	<b>1,493.04</b>	<b>1,120.56</b>	<b>421.97</b>	<b>94.46</b>	<b>(6,207.81)</b>	<b>3,314.68</b>	-	<b>148,901.95</b>

(₹ in Lakhs)

Description	Reserves and surplus						Other Comprehensive Income			Attributable to Non Controlling Interest	Total
	General reserve	Capital Redemption reserve	Capital Reserve on Consolidation	Retained earnings	CSR activity reserve	Corpus for Medical Benefits for Employees retired prior to 01.01.2007	Exchange difference on translation of foreign operation	Remeasurement of defined benefit plans	Net gain / (loss) on Equity Shares carried at Fair Value through OCI		
Profit for the year	-	-	-	34,626.66	-	-	-	-	-	-	34,626.66
Other comprehensive income	-	-	-	-	-	-	94.58	(1,328.42)	2,191.92	-	958.08
Income tax related to items of other comprehensive income	-	-	-	-	-	-	(23.80)	335.61	(551.66)	-	(239.85)
Dividend (refer note 37)	-	-	-	(16,861.27)	-	-	-	-	-	-	(16,861.27)
Share Issue Expenses in Joint Venture	-	-	-	(0.53)	-	-	-	-	-	-	(0.53)
Change in Ownership interest in Joint Venture	-	-	-	664.72	-	-	-	-	-	-	664.72
Transfer from retained earnings	19,412.43	-	-	(21,043.59)	971.10	660.06	-	-	-	-	-
Transfer to retained earnings	-	-	-	1,610.13	(1,132.16)	(477.97)	-	-	-	-	-
<b>Balance as at 31 March 2023</b>	<b>161,605.94</b>	<b>5,591.54</b>	<b>880.00</b>	<b>489.16</b>	<b>959.50</b>	<b>604.06</b>	<b>165.24</b>	<b>(7,200.62)</b>	<b>4,954.94</b>	<b>-</b>	<b>168,049.76</b>

\*Refer note 17 for details

\*\*Refer note 18 for details

This is the consolidated statement of changes in equity referred to in our report of even date.

For N K Bhargava &amp; Co.

Chartered Accountants

FRN No. 000429N

For and on behalf of Engineers India Limited

Sd/-

Nikhil Bhargava

Partner

Membership No. 512853

Sd/-

Suvendu Kumar Padhi

Company Secretary

PAN : AHYPP2198P

Sd/-

R P Batra

E.D. [F&amp;A]

PAN : AHPPB4262M

Sd/-

Sanjay Jindal

Director [Finance] &amp; CFO

DIN : 09223617

Sd/-

Vartika Shukla

Chairman &amp; Managing Director

DIN : 08777885

Place: New Delhi

Date : 26 May 2023

**Consolidated Cash Flow Statement**

FOR THE YEAR ENDED 31 MARCH 2023

(₹ in Lakhs)

	Year Ended 31 March 2023	Year Ended 31 March 2022
<b>A CASH FLOW FROM OPERATING ACTIVITIES</b>		
Profit before tax	44,551.42	44,946.48
<b>Adjustments for:</b>		
Depreciation and amortisation expense	2,569.88	2,362.79
Fixed assets written off	18.18	10.20
Deposits written off	20.64	7.71
Bad debts written off	162.65	167.27
Allowance for expected credit losses - trade receivables and advances (net)	2,545.50	(1,987.25)
Provision for Impairment of Exploration Expenditure	34.24	57.89
Provision Employees' post retirement/long-term benefits	(2,967.66)	(4,110.30)
Provision for corporate social responsibility	46.99	(59.38)
(Reversal of provision)/provision for contractual obligations (net)	(3,926.08)	6,151.24
(Reversal of provision)/provision for expected losses (net)	8.27	(186.78)
Interest expense	150.35	95.52
(Profit)/loss on sale of fixed assets	(6.20)	12.81
Interest income	(7,160.57)	(6,552.30)
Loss/(gain) on modification of employee advances	(141.44)	68.57
Loss/(gain) on modification of Leases	(3.83)	-
Amortization of deferred income	(31.35)	(69.18)
Capital gain from investments in mutual funds	(376.30)	(475.50)
Dividend income	(5,464.98)	(3,214.70)
<b>Operating profit before changes in Assets and Liabilities</b>	<b>30,029.71</b>	<b>37,225.09</b>
<b>Movement in Assets and Liabilities</b>		
(Increase)/decrease in Trade and Other Receivables	(32,822.92)	11,337.00
(Increase)/decrease in inventories	117.28	(39.89)
Increase/(decrease) in Trade and Other Payables	4,871.70	(29,868.83)
<b>Cash flow from operations</b>	<b>2,195.77</b>	<b>18,653.37</b>
Income tax paid (net)	(13,468.55)	(13,820.54)
<b>Net cash flow from operating activities (A)</b>	<b>(11,272.78)</b>	<b>4,832.83</b>

**Consolidated Cash Flow Statement (Cont.)**

FOR THE YEAR ENDED 31 MARCH 2023

(₹ in Lakhs)

	Year Ended 31 March 2023	Year Ended 31 March 2022
<b>B CASH FLOWS FROM INVESTING ACTIVITIES</b>		
Purchase of property, plant and equipment, investment property, intangibles assets and intangible assets under development (including capital work-in-progress)	(3,470.32)	(2,574.75)
Sale of fixed assets	23.07	26.43
Interest received	6,406.97	7,222.01
Dividend received	5,464.98	3,214.70
Receipt of Capital Grant	8.72	-
Investment in liquid plans of mutual funds (net)	(5,649.69)	12,666.80
Fixed deposit placed with banks having original maturity of more than three months	(165,870.05)	(132,983.30)
Fixed deposit with banks matured having original maturity of more than three months	195,294.21	123,013.86
Investment in joint ventures	-	(4,383.42)
Investment in Associates	-	(75.97)
<b>Net cash flows from investing activities (B)</b>	<b>32,207.89</b>	<b>6,126.36</b>
<b>C CASH FLOWS FROM FINANCING ACTIVITIES</b>		
Dividend paid	(16,861.27)	(14,613.10)
Payment of Lease Liabilities	(706.94)	(268.80)
<b>Net cash used in financing activities (C)</b>	<b>(17,568.21)</b>	<b>(14,881.90)</b>
Increase/(decrease) in cash and cash equivalents (A+B+C)	3,366.90	(3,922.71)
Cash and cash equivalents at the beginning of the year (refer note 15)	2,981.13	6,903.84
<b>Cash and cash equivalents at the end of the year (refer note 15)</b>	<b>6,348.03</b>	<b>2,981.13</b>

This is the consolidated cash flow statement referred to in our report of even date.

**For N K Bhargava & Co.**

Chartered Accountants  
FRN No. 000429N

Sd/-  
Nikhil Bhargava  
**Partner**  
Membership No. 512853

Sd/-  
Suvendu Kumar Padhi  
**Company Secretary**  
PAN : AHYPP2198P

Sd/-  
R P Batra  
**E.D. [F&A]**  
PAN: AHPPB4262M

Sd/-  
Sanjay Jindal  
**Director [Finance] & CFO**  
DIN : 09223617

Sd/-  
Vartika Shukla  
**Chairman & Managing Director**  
DIN : 08777885

**For and on behalf of Engineers India Limited**

**Place:** New Delhi

**Date :** 26 May 2023



## Summary of significant accounting policies to the Consolidated financial statements for the year ended 31 March 2023

### 1. NATURE OF PRINCIPAL ACTIVITIES

Engineers India Limited and (referred to as “EIL” or “the Company” or “Parent Company”) is a Government of India Enterprise under Ministry of Petroleum and Natural Gas. The Group operates into two major segments namely Consultancy and engineering projects and Turnkey projects.

### 2. GENERAL INFORMATION AND STATEMENT OF COMPLIANCE

The Company and its subsidiaries (referred to as “Group”) are headquartered in India have their registered office situated at 1 Bhikaji Cama Place, New Delhi 110066, India. The shares of the Company are listed on the National Stock Exchange and the Bombay Stock Exchange.

The consolidated financial statements of the Group have been prepared in accordance with the Companies (Indian Accounting Standards) Rules 2015 (‘Ind AS’) and relevant amended rules issued thereafter. The Group has uniformly applied the accounting policies during the period presented.

The consolidated financial statements for the year ended 31 March 2023 were authorized and approved for issue by the Board of Directors on 26 May, 2023.

### 3. SUMMARY OF SIGNIFICANT ACCOUNTING POLICIES

#### A. OVERALL CONSIDERATIONS

The consolidated financial statements have been prepared using the significant accounting policies and measurement bases that are in effect as at 31 March 2023 and are summarised as below.

#### B. BASIS OF CONSOLIDATION

The Group financial statements comprise those of the Parent Company, its subsidiary, associates and joint venture entities as at 31 March 2023. Subsidiaries are all entities over which the Group has the power to control the financial and operating policies –

- power over the investee;
- exposure, or rights to variable returns from its involvement with the investee; and
- the ability to use its power over the investee to affect the amount of the investors’ returns.

The particulars of subsidiaries considered in the consolidated financial statements are as under:

S.No.	Name of the Entity	Country of Incorporation	Relationship	31 March 2023	31 March 2022
1	Certification Engineers International Limited	India	Subsidiary	100%	100%

All of its group entities have a reporting date of 31 March.

All transactions and balances between Group companies are eliminated on consolidation, including unrealized gains and losses on transactions between Group companies. Where unrealized losses on intra-group asset sales are reversed on consolidation, the underlying asset is also tested for impairment from a group perspective.

The consolidated financial statements have been prepared using uniform accounting policies, for like transactions and other events in similar circumstances and are presented to the extent possible, in the same manner as the Parent Company’s standalone financial statements.

Profit or loss and each component of other comprehensive income (‘OCI’) are attributed to the equity holders of the parent of the Group and to the non-controlling interests, even if this results in the non-controlling interests having a deficit balance.

Profit or loss and other comprehensive income of subsidiaries acquired or disposed off are recognized from the effective date of acquisition, or up to the effective date of disposal, as applicable.

#### C. INVESTMENT IN JOINT VENTURES, ASSOCIATES AND JOINT OPERATIONS

A joint venture is an arrangement that the Group controls jointly with one or more other investors, and over which the Group has rights to a share of the arrangement’s net assets rather than direct rights to underlying assets and obligations for underlying liabilities.

An Associate is an entity over which the Group has significant influence. Significant influence is the power to participate in the financial and operating policy decisions of the investee, but is not control or joint control over those policies.

The particulars of joint venture considered in the consolidated financial statements are as under:

S No.	Name of the Entity	Country of Incorporation	Relationship	31 March 2023	31 March 2022
1	TEIL Projects Limited (Under Liquidation)	India	Joint Venture	50%	50%
2	Ramagundam Fertilizers & Chemicals Limited	India	Joint Venture	26.00%	26.76%
3	LLC Bharat Energy Office	Russia	Associate	20%	20%

A joint operation is one whereby the jointly controlling parties, known as the joint operators, have rights to the assets, and obligations for the liabilities, relating to the arrangement. A joint operation is generally not structured through a separate legal vehicle.

The particulars of joint operations considered in the consolidated financial statements are as under:

S.No.	Name of the Entity	Country of Incorporation	Relationship	31 March 2023	31 March 2022
1	Oil And Gas Exploration And Production Block No. CB-ONN-2010/11	India	Joint Operation	23.53%	23.53%
2	Oil And Gas Exploration And Production Block No. CB-ONN-2010/8	India	Joint Operation	22.22%	22.22%

Investments in joint ventures and associate are accounted for using the equity method whereas; joint operations are accounted using the proportionate consolidation method.

The carrying amount of the investment in joint ventures and associates is increased or decreased to recognize the Group's share of the profit or loss and other comprehensive income of the joint venture, adjusted where necessary to ensure consistency with the accounting policies of the Group. Goodwill relating to the joint venture is included in the carrying amount of the investment and is not tested for impairment individually.

#### D. REVENUE RECOGNITION

##### **REVENUE RECOGNITION**

Revenue is recognised upon transfer of control of promised services to customers in an amount that reflects the consideration which the Group expects to receive in exchange for those services. The services performed by the Group fall into the criteria of the transfer of control over a period of time and as such Group satisfy the performance obligation and revenue over a period of time.

Revenue is measured based on the transaction price, which is the consideration, adjusted for variable considerations, if any, as specified in the contract with the customer. Revenue also excludes taxes collected from customers.

Arrangements with customers are either on a cost plus, rate plus jobs, lump sum services, turnkey contracts and Inspection contracts.

Revenue from services is accounted as follows:

- i) In the case of cost plus and rate plus jobs on the basis of services rendered and amount billable under the contract
- ii) In the case of lump sum services and turnkey contracts as proportion of actual direct costs of the work performed to latest estimated total direct cost of the work performed i.e. percentage completion method.
- iii) In the case of inspection contracts providing for a percentage fee on project cost, on the basis of physical progress duly certified.

Contract modifications are accounted for when additions, deletions or changes are approved either to the contract scope or contract price (or both). The accounting for modifications of contracts involves assessing whether the services added to an existing contract are distinct and whether the pricing is at the standalone selling price. Services added that are not distinct are accounted for on a cumulative catch up basis, while those that are distinct are accounted for prospectively, either as a separate contract, if the additional services are priced at the standalone selling price, or as a termination of the existing contract and creation of a new contract if not priced at the standalone selling price.

Provisions for estimated losses, if any, on uncompleted contracts are recorded in the period in which such losses become probable based on the expected contract estimates at the reporting date.

Other claims including interest on outstanding are accounted for when there is probability of ultimate collection.

##### **TURNOVER/WORK-IN-PROGRESS**

- a) No income has been taken into account on jobs for which:
  - The terms of consideration receivable by the Group have not been settled and/or scope of work has not been clearly defined and therefore, it is not possible in the absence of settled terms to determine whether there is a profit or loss on such jobs. However, in cases where minimum undisputed terms have been agreed to by the clients, income has been accounted for on the basis of such undisputed terms though the final terms are still to be settled.
  - The terms have been agreed to at lumpsum services/turnkey contracts and outcome of job cannot be estimated reliably.
- b) The cost of such jobs as stated in 'a' above is carried forward as work-in- progress at actual direct cost.

##### **EXPORT BENEFIT**

Export benefits constituting Service Export from India Scheme are accounted for on accrual basis when there is reasonable assurance that the Group will comply with the conditions attached to them and the export benefits will be received.





#### **DIVIDEND INCOME**

Dividend on units/shares is accounted for when right to receive payment is established.

#### **E. INTANGIBLE ASSETS**

##### **Recognition**

Intangible assets (softwares) are stated at their cost of acquisition less accumulated amortization.

##### **Subsequent measurement (amortisation)**

The cost of capitalized software is amortized over a period of three years from the date of its acquisition. However, software individually costing upto ₹ 5 lakhs is fully amortized during the year of its acquisition.

#### **F. PROPERTY, PLANT AND EQUIPMENT**

##### **Recognition and de-recognition**

Properties plant and equipment are stated at cost, net of accumulated depreciation and accumulated impairment losses, if any. The cost comprises purchase price, borrowing cost if capitalization criteria are met and directly attributable cost of bringing the asset to its working condition for the intended use. Any trade discount and rebates are deducted in arriving at the purchase price. The cost of any software purchased initially along with the computer hardware is being capitalized along with the cost of the hardware. Any subsequent acquisition/up-gradation of software is being capitalized as an intangible asset.

Whenever any new office space is acquired and partitions/fixtures and fittings are provided to make it suitable for use, the expenditure on the same is capitalized and depreciation is charged. When significant parts of the property are required to be replaced at intervals, the Group depreciates them separately based on their specific useful lives. All other repair and maintenance costs are recognised in statement of profit and loss as incurred.

##### **Subsequent measurement (depreciation)**

Depreciation on property, plant and equipment is charged on straight line method either on the basis of rates arrived at with reference to the useful life of the assets evaluated by the Committee consisting of Technical experts and approved by the Management or rates arrived at based on useful life prescribed under Part C of Schedule II of the Companies Act, 2013, whichever is higher.

100% depreciation is provided on library books in the year of purchase.

Property, plant and equipment individually costing less than INR 5,000 are fully depreciated in the year of acquisition.

The residual values, useful lives and method of depreciation of property, plant and equipment are reviewed at each financial year end and adjusted prospectively, if appropriate.

##### **De-recognition**

An item of property, plant and equipment and any significant part initially recognised is derecognised upon disposal or when no future economic benefits are expected from its use or disposal. Any gain or loss arising on de-recognition of the asset (calculated as the difference between the net disposal proceeds and the carrying amount of the asset) is recognised in the statement of profit and loss when the asset is derecognised.

#### **G. LEASES**

##### **Group as a lessee**

The Group assesses whether a contract contains a lease, at inception of a contract. A contract is, or contains, a lease if the contract conveys the right to control the use of an identified asset for a period of time in exchange for consideration. To assess whether a contract conveys the right to control the use of an identified asset, the Group assesses whether: (i) the contract involves the use of an identified asset (ii) the Group has substantially all of the economic benefits from use of the asset through the period of the lease and (iii) the Group has the right to direct the use of the asset.

At the date of commencement of the lease, the Group recognizes a right-of-use asset ("ROU") and a corresponding lease liability for all lease arrangements in which it is a lessee, except for leases with a term of twelve months or less (short-term leases) and low value leases. For these short-term and low value leases, the Group recognizes the lease payments as an operating expense on a straight-line basis over the term of the lease.

Certain lease arrangements includes the options to extend or terminate the lease before the end of the lease term. ROU assets and lease liabilities includes these options when it is reasonable certain that they will be exercised.

The right-of-use assets are initially recognized at cost, which comprises the initial amount of the lease liability adjusted for any lease payments made at or prior to the commencement date of the lease plus any initial direct costs less any lease incentives. They are subsequently measured at cost less accumulated depreciation and impairment losses.

Right-of-use assets are depreciated from the commencement date on a straight-line basis over the shorter of the lease term or useful life of the underlying asset except for perpetual lease. Right of use assets are tested for impairment whenever there is any indication that their carrying amounts may not be recoverable. Impairment loss, if any, is recognised in the statement of profit and loss.

The lease liability is initially measured at amortized cost at the present value of the future lease payments. The lease payments are discounted using the interest rate implicit in the lease or, if not readily determinable, using the incremental borrowing rate.

Lease liability and ROU asset have been separately presented in the Balance Sheet and lease payments have been classified as financing cash flows.

#### **Group as a lessor**

##### ***Operating lease***

Leases in which the Group does not transfer substantially all the risks and rewards of ownership of an asset are classified as operating leases. Assets leased out under operating leases are capitalized.

When the Group is an intermediate lessor, it accounts for its interests in the head lease and the sub lease separately. The sublease is classified as a finance lease or operating lease by reference to the right of use asset arising from the head lease.

Rental income is recognized on straight line basis over the lease term except where scheduled increase in rent compensates the Group with expected inflationary costs.

## **H. INVESTMENT PROPERTIES**

### **Recognition**

Investment properties are properties held to earn rentals or for capital appreciation, or both. Owned Investment properties are measured initially at their cost of acquisition. The cost comprises purchase price, borrowing cost if capitalization criteria are met and directly attributable cost of bringing the asset to its working condition for the intended use. Any trade discount and rebates are deducted in arriving at the purchase price. An Investment property held as right-of-use asset are measured initially at its cost in accordance with Ind AS 116.

When significant parts of the property are required to be replaced at intervals, the Group depreciates them separately based on their specific useful lives. All other repair and maintenance costs are recognised in statement of profit and loss as incurred.

### **Subsequent measurement (depreciation)**

Depreciation on investment properties is charged on straight line method either on the basis of rates arrived at with reference to the useful life of the assets evaluated by the Committee consisting of Technical experts and approved by the Management or rates arrived at based on useful life prescribed under Part C of Schedule II of the Companies Act, 2013, whichever is higher.

Premium paid on land where lease agreements have been executed for specified period are written off over the period of lease proportionately.

### **De-recognition**

Investment properties are derecognised either when they have been disposed of or when they are permanently withdrawn from use and no future economic benefit is expected from their disposal. The difference between the net disposal proceeds and the carrying amount of the asset is recognised in statement of profit and loss in the year of de-recognition.

## **I. FOREIGN CURRENCY**

### ***Functional and presentation currency***

The financial statements are presented in INR, which is also the functional currency of the Group.

### ***Foreign currency transactions and balances***

#### ***Initial recognition***

Foreign currency transactions are accounted for at average monthly rates based on market rates for preceding month in respect of Pound Sterling, US Dollars, Euro, Australian Dollar, Canadian Dollar, Swiss Franc and Japanese Yen and in respect of other currencies at Government rates prevailing in the month. However, foreign currency transactions in respect of sub-contractors/vendors are recorded at bank rate prevailing on the date of transaction.

#### ***Conversion***

Foreign currency monetary items are retranslated using the exchange rate prevailing at the reporting date. Non-monetary items which are measured in terms of historical cost denominated in a foreign currency are reported using the exchange rate at the date of the transaction.

For the foreign operations, all assets and liabilities are translated into INR using the exchange rate in effect at the balance sheet date and for revenue and expense items using the average exchange rate for respective period.



### ***Exchange differences***

Exchange differences arising on the settlement of monetary items, or on reporting such monetary items at rates different from those at which they were initially recorded during the year, or reported in previous financial statements, are recognized as income or as expenses in the year in which they arise.

For the foreign operation of the Group, gain/(loss) arising on conversion of subsidiary/joint venture financial statements is recognised as exchange translation gain/(loss) under other comprehensive income and accumulated as foreign exchange translation reserve under the head other equity.

## **J. IMPAIRMENT OF NON-FINANCIAL ASSETS**

Impairment of cash generating assets are reviewed for impairment whenever an event or changes in circumstances indicate that carrying amount of such assets may not be recoverable. If such assets are considered to be impaired, the impairment to be recognized is measured by the amount by which the carrying amount of the assets exceeds the fair value of assets. If it is found that some of the impairment losses already recognized needs to be reversed the same are recognized in the statement of profit and loss in the year of reversal and is restricted to the carrying amount of the asset does not exceed its recoverable amount, nor exceed the carrying amount that would have been determined, net of depreciation, had no impairment loss been recognised for the asset in prior years.

## **K. FINANCIAL INSTRUMENTS**

### **Financial assets**

#### ***Initial recognition and measurement***

All financial assets are recognized initially at fair value, plus in case of financial Assets not recorded at Fair value through Profit or loss (FVTPL), transaction cost that are attributable to the acquisition of the financial asset, except for trade receivables which are initially measured at transaction price.

#### ***Subsequent measurement***

- i. **Debt instruments at amortised cost** – A 'debt instrument' is measured at the amortised cost if both the following conditions are met:
  - The asset is held within a business model whose objective is to hold assets for collecting contractual cash flows, and
  - Contractual terms of the asset give rise on specified dates to cash flows that are solely payments of principal and interest (SPPI) on the principal amount outstanding.

After initial measurement, such financial assets are subsequently measured at amortised cost using the effective interest rate (EIR) method.

- ii. **Equity investments** – All equity investments in scope of Ind-AS 109 are measured at fair value. Equity instruments which are held for trading are classified as at fair value through profit and loss (FVTPL). For all other equity instruments, the Group decides to classify the same either as at fair value through other comprehensive income (FVOCI) or fair value through profit and loss (FVTPL).
- iii. **Mutual funds** – All mutual funds in scope of Ind-AS 109 are measured at fair value through profit and loss (FVTPL).

#### ***De-recognition of financial assets***

A financial asset is primarily de-recognised when the rights to receive cash flows from the asset have expired or the Group has transferred its rights to receive cash flows from the asset.

### **Financial liabilities**

#### ***Initial recognition and measurement***

All financial liabilities are recognised initially at fair value and transaction cost that is attributable to the acquisition of the financial liabilities is also adjusted. These liabilities are classified as amortised cost.

#### ***Subsequent measurement***

Subsequent to initial recognition, these liabilities are measured at amortised cost using the effective interest method. This category generally applies to long-term payables and deposits.

#### ***De-recognition of financial liabilities***

A financial liability is de-recognised when the obligation under the liability is discharged or cancelled or expires. When an existing financial liability is replaced by another from the same lender on substantially different terms, or the terms of an existing liability are substantially modified, such an exchange or modification is treated as the de-recognition of the original liability and the recognition of a new liability. The difference in the respective carrying amounts is recognised in the statement of profit and loss.

**Offsetting of financial instruments**

Financial assets and financial liabilities are offset and the net amount is reported in the balance sheet if there is a currently enforceable legal right to offset the recognised amounts and there is an intention to settle on a net basis, to realise the assets and settle the liabilities simultaneously.

**Forward contracts**

A forward contract is recognised as an asset or a liability on the commitment date. Outstanding forward contracts as at reporting date are restated using the mark to market information and resultant gain/(loss) is accounted in statement of profit and loss.

**L. IMPAIRMENT OF FINANCIAL ASSETS**

In accordance with Ind-AS 109, the Company applies Expected Credit Loss (ECL) model for measurement and recognition of impairment loss for financial assets.

ECL is the difference between all contractual cash flows that are due to the Company in accordance with the contract and all the cash flows that the Company expects to receive. When estimating the cash flows, the Company is required to consider –

- All contractual terms of the financial assets (including prepayment and extension) over the expected life of the assets.
- Cash flows from the sale of collateral held or other credit enhancements that are integral to the contractual terms.

**Trade receivables**

As a practical expedient the Company has adopted 'simplified approach' using the provision matrix method for recognition of expected loss on trade receivables. The provision matrix is based on historical default rates observed over the expected life of the trade receivables and is adjusted for forward-looking estimates. At every reporting date, the historical default rates are updated and changes in the forward-looking estimates are analysed. Further receivables are segmented for this analysis where the credit risk characteristics of the receivable are similar.

**Other financial assets**

For recognition of impairment loss on other financial assets and risk exposure, the Company determines whether there has been a significant increase in the credit risk since initial recognition and if credit risk has increased significantly, impairment loss is provided.

**M. PROVISIONS, CONTINGENT LIABILITIES AND CONTINGENT ASSETS**

A provision is recognized when the Group has a present obligation as a result of past event, it is probable that an outflow of resources embodying economic benefits will be required to settle the obligation and a reliable estimate can be made of the amount of the obligation. Provisions determined based on the best estimate required to settle the obligation at the reporting date. These estimates are reviewed at each reporting date and adjusted to reflect the current best estimates.

The provision for estimated liabilities on account of guarantees and warranties etc. in respect of lumpsum services and turnkey contracts awarded to the Group are being made on the basis of management's assessment of risk and consequential probable liabilities on each such jobs.

Provisions are discounted to their present values, where the time value of money is material.

Contingent liabilities are disclosed by way of note unless the possibility of outflow is remote. Contingent assets are disclosed in the Financial Statements by way of notes to accounts when an inflow of economic benefits is probable. However, when realization of income is virtually certain, related asset is recognized.

**N. GOVERNMENT GRANTS**

Government grants are recognized where there is reasonable assurance that the grant will be received and all attached conditions will be complied with.

- When the grant relates to a revenue item, it is recognized in statement of profit and loss on a systematic basis over the periods in which the related costs are expensed. The grant can either be presented separately or can deduct from related reported expense.
- When the grant relates to an asset, it is recognised as income on a systematic basis over the expected useful life of the related asset.

When the Group receives grant as a non-monetary asset, the asset and the grant are recorded at fair value. The amount is then recognised in statement of profit and loss over the expected useful life in a pattern of consumption of the benefit of the underlying asset.

**O. OIL AND GAS EXPLORATION ACTIVITIES**

The Group follows 'Successful Efforts Method' in accounting for Oil and Gas exploration and production activities as detailed below:

- Survey costs are charged as expense in the year of its incurrence.
- Acquisition costs, cost of incomplete/undecided exploratory wells and development costs are carried as intangible assets under development till these are either transferred to producing properties on completion or expensed in the year when determined to be dry, as the case may be.



The Group share of proved oil and gas reserves are disclosed when notified by the operator of the relevant block.

The Group proportionate share in the assets, liabilities, income and expenditure of jointly controlled assets are accounted for as per the participating interest.

**Capitalization of Producing Properties**

Producing Properties are capitalised as “completed wells/producing wells” when the wells in the area/field are ready to commence commercial production on establishment of proved developed Oil and Gas reserves.

Cost of Producing Properties includes cost of successful exploratory wells, developed wells, initial depreciation of support equipment & facilities and estimated future abandonment cost.

**Depletion of producing Properties**

Producing Properties are depleted using the “Unit of Production Method (UOP)”. The depletion or unit of production charged for all the capitalized cost is calculated in the ratio of production during the year to the proved developed reserves at the year end.

**Production Cost of producing Properties**

Group share of production costs as indicated by Operator consists of pre well head and post well head expenses including depreciation and applicable operating cost of support equipment and facilities.

**P. RESEARCH AND DEVELOPMENT EXPENDITURE**

Revenue expenditure on Research and Development is charged to statement of profit and loss in the year the expenditure is incurred. Capital Expenditure on Research and Development is capitalized under property, plant and equipment.

**Q. FINANCIAL GUARANTEES**

**Financial guarantee contracts**

Financial guarantee contracts are those contracts that require a payment to be made to reimburse the holder for a loss it incurs because the specified debtor fails to make a payment when due in accordance with the terms of a debt instrument.

**Initial recognition**

Financial guarantee contracts are recognised initially as a liability at fair value, adjusted for transaction costs that are directly attributable to the issuance of the guarantee.

**Subsequent recognition**

Subsequently, the liability is measured at the higher of the amount of expected loss allowance determined as per impairment requirements of Ind-AS 109 and the amount recognised less cumulative amortisation.

**R. INVENTORIES**

Inventories in respect of stores, spares and chemicals etc. are valued at lower of cost and net realizable value

Cost includes the cost of purchase (discounted to their present values, if the time value of money is material) and other cost incurred in bringing the inventories to their present location and condition. Cost is determined on “First In, First Out” basis.

Net realizable value is the estimated selling price in the ordinary course of business, less estimated costs of completion and estimated costs necessary to make the sale.

**S. INCOME TAXES**

Tax expense recognized in statement of profit and loss comprises the sum of deferred tax and current tax except the ones recognized in other comprehensive income or directly in equity.

Calculation of current tax is based on tax rates and tax laws that have been enacted for the reporting period. Current income tax relating to items recognised outside profit and loss is recognised outside profit and loss (either in other comprehensive income or in equity). Current tax items are recognised in correlation to the underlying transaction either in other comprehensive income or directly in equity.

Deferred tax is provided using the liability method on temporary differences between the tax bases of assets and liabilities and their carrying amounts for financial reporting purposes at the reporting date. Deferred tax assets are recognized to the extent that it is probable that the underlying tax loss or deductible temporary difference will be utilized against future taxable income. This is assessed based on forecast of future operating results, adjusted for significant non-taxable income and expenses and specific limits on the use of any unused tax loss or credit. The carrying amount of deferred tax assets is reviewed at each reporting date and reduced to the extent that it is no longer probable that sufficient taxable profit will be available to allow all or part of the deferred tax asset to be utilised. Unrecognised deferred tax assets are re-assessed at each reporting date and are recognised to the extent that it has become probable that future taxable profits will allow the deferred tax asset to be recovered. Deferred tax assets and liabilities are measured at the tax rates that are

expected to apply in the year when the asset is realised or the liability is settled, based on tax rates (and tax laws) that have been enacted or substantively enacted at the reporting date. Deferred tax relating to items recognised outside profit and loss is recognised outside profit and loss (either in other comprehensive income or in equity).

#### **T. CASH AND CASH EQUIVALENTS**

Cash comprises cash on hand and demand deposits i.e. balances held with banks in current accounts for unrestrictive use. Cash equivalents are short term, highly liquid investments that are readily convertible into known amount of cash and which are subject to an insignificant risk of changes in value. The Group considers unrestrictive time deposits with banks having an original maturity of three months or less as cash equivalent.

#### **U. POST-EMPLOYMENT BENEFITS AND SHORT-TERM EMPLOYEE BENEFITS**

##### ***Defined benefit plans***

Under the defined benefit plans, the amount that an employee will receive on retirement is defined by reference to the employee's length of service and final salary. The legal obligation for any benefits remains with the Group, even if plan assets for funding the defined benefit plan have been set aside. Plan assets may include assets specifically designated to a long-term benefit fund as well as qualifying insurance policies. Defined benefit plans include gratuity, post-retirement medical benefit and other retirement benefit plans.

The liability recognised in the statement of financial position for defined benefit plans is the present value of the Defined Benefit Obligation (DBO) at the reporting date less the fair value of plan assets.

Management estimates the DBO annually with the assistance of independent actuaries. Actuarial gains/losses resulting from re-measurements of the liability/asset are included in other comprehensive income.

##### ***Other long-term benefits***

The liabilities for leave (earned and half pay leave) and are not expected to be settled wholly within 12 months after the end of the period in which the employees render the related service. The Group has secured these liabilities against the plan assets. The liability is recognised in the statement of financial position basis the present value of expected future payments to be made in respect of services provided by employees upto the end of reporting period (using the projected unit credit method) less the fair value of plan assets.

Liability in respect of long-service awards is recognised in the statement of financial position basis the present value of expected future payments to be made in respect of services provided by employees up to the end of reporting period (using the projected unit credit method).

##### ***Short-term employee benefits***

Short term benefits comprise of employee costs such as salaries, bonus etc. are accrued in the year in which the associated service are rendered by employees.

##### ***Defined contribution plans***

Contributions with respect to provident fund and superannuation fund, defined contribution plans, are made to the trust set-up by the Group for the purpose.

##### ***Other benefits***

Voluntary retirement expenses are charged to statement of profit and loss in the year of its incurrence.

#### **V. EARNINGS PER SHARE**

Basic earnings per share is calculated by dividing the net profit or loss for the period attributable to equity shareholders (after deducting attributable taxes) by the weighted average number of equity shares outstanding during the period. The weighted average number of equity shares outstanding during the period is adjusted for events including a bonus issue.

For the purpose of calculating diluted earnings per share, the net profit or loss for the period attributable to equity shareholders and the weighted average number of shares outstanding during the period are adjusted for the effects of all dilutive potential equity shares.

#### **W. RECENT ACCOUNTING PRONOUNCEMENT**

Ministry of Corporate Affairs ("MCA") notifies new standards or amendments to the existing standards under Companies (Indian Accounting Standards) Rules as issued from time to time. On March 31, 2023, MCA amended the Companies (Indian Accounting Standards) Amendment Rules, 2023, as below:

**Ind AS 1 - Presentation of Financial Statements** - This amendment requires the entities to disclose their material accounting policies rather than their significant accounting policies. The effective date for adoption of this amendment is annual periods beginning on or after April 1, 2023. The Group does not expect any significant impact of the amendment on its financial statements.



**Ind AS 8 - Accounting Policies, Changes in Accounting Estimates and Errors** - This amendment will help entities to distinguish between accounting policies and accounting estimates. The definition of a change in accounting estimates has been replaced with a definition of accounting estimates. Under the new definition, accounting estimates are “monetary amounts in financial statements that are subject to measurement uncertainty”. Entities develop accounting estimates if accounting policies require items in financial statements to be measured in a way that involves measurement uncertainty. The effective date for adoption of this amendment is annual period beginning on or after April 1, 2023. The Group does not expect any significant impact of the amendment on its financial statements.

**Ind AS 12 - Income Taxes** – This amendment has narrowed the scope of the initial recognition exemption so that it does not apply to transaction that give rise to equal and offsetting temporary difference. The effective date of adoption of this amendment is annual period beginning on or after April 1, 2023. The Group is evaluating the impact, if any, in its financial statements.

**X. SIGNIFICANT MANAGEMENT JUDGEMENT IN APPLYING ACCOUNTING POLICIES AND ESTIMATION UNCERTAINTY**

***Significant management judgements***

When preparing the financial statements, management undertakes a number of judgements, estimates and assumptions about the recognition and measurement of assets, liabilities, income and expenses.

The following are significant management judgements in applying the accounting policies of the Group that have the most significant effect on the financial statements.

**Revenue** – For Lumpsum services and Turnkey Contracts the Group recognises revenue using the percentage completion method. Use of the percentage completion method requires the Group to estimate the cost incurred relative to total expected cost to the satisfaction of performance obligation. This requires estimates to be made of the outcomes of long-term construction and service contracts, which require assessments and judgements to be made on changes in work scopes, balance efforts, cost and time to complete the contract including probability of levy for liquidated damages and price reduction for delay to the extent they are probable and they are capable of being reliably measured. Cost and time incurred have been used to measure progress towards completion as there is a direct relationship between input and satisfaction of performance obligation.

**Recognition of deferred tax assets** – The extent to which deferred tax assets can be recognized is based on an assessment of the probability of future taxable income against which the deferred tax assets can be utilized.

***Estimation uncertainty***

Information about estimates and assumptions that have the most significant effect on recognition and measurement of assets, liabilities, income and expenses is provided below. Actual results may be substantially different.

**Recoverability of advances/receivables**– At each balance sheet date, based on historical default rates observed over expected life, the management assesses the expected credit loss on outstanding receivables and advances.

**Defined benefit obligation (DBO)** – Management’s estimate of the DBO is based on a number of critical underlying assumptions such as standard rates of inflation, medical cost trends, mortality, discount rate and anticipation of future salary increases. Variation in these assumptions may significantly impact the DBO amount and the annual defined benefit expenses.

**Provisions** – At each balance sheet date, based on the management judgment, changes in facts and legal aspects, the Group assesses the requirement of provisions against the outstanding warranties and guarantees. However the actual future outcome may be different from this judgement.

**Leases** - Ind AS 116 requires lessees to determine the lease term as the non-cancellable period of a lease adjusted with any option to extend or terminate the lease, if the use of such option is reasonably certain. The Group makes an assessment on the expected lease term on a lease-by-lease basis and thereby assesses whether it is reasonably certain that any options to extend or terminate the contract will be exercised. In evaluating the lease term, the Group considers factors such as any significant leasehold improvements undertaken over the lease term, costs relating to the termination of the lease and the importance of the underlying asset to company operations taking into account the location of the underlying asset and the availability of suitable alternatives. The lease term in future periods is reassessed to ensure that the lease term reflects the current economic circumstances. After considering current and future economic conditions, the Group has concluded that no changes are required to lease period relating to the existing lease contracts.

## Notes to the consolidated financial statements for the year ended 31 March 2023

**Note - 4****Property, Plant and Equipment**

(₹ in Lakhs)

Particulars	Freehold land	Building	Plant and machinery	Computer hardware	Furniture, fixtures and office / construction equipments	Vehicles	Library books	E&P Assets Producing Property	Total	Capital work-in-progress
<b>Gross carrying amount</b>										
At 1 April 2021	298.08	24,550.50	415.97	4,152.26	2,339.51	3.65	71.38	-	<b>31,831.35</b>	-
Additions	-	272.90	506.03	187.88	728.41	8.11	7.72	-	<b>1,711.05</b>	-
Reclassification from/to investment property due to change in use	-	(15.70)	-	-	(1.29)	-	-	-	<b>(16.99)</b>	-
Exchange difference on translation of foreign operation	-	0.35	-	3.99	11.09	-	-	-	<b>15.43</b>	-
Disposals/assets written off/ Adjustment	-	(21.13)	-	(59.52)	(45.53)	-	(0.36)	-	<b>(126.54)</b>	-
<b>Balance as at 31 March 2022</b>	<b>298.08</b>	<b>24,786.92</b>	<b>922.00</b>	<b>4,284.61</b>	<b>3,032.19</b>	<b>11.76</b>	<b>78.74</b>	<b>-</b>	<b>33,414.30</b>	<b>-</b>
Additions	-	297.05	213.76	877.49	323.06	-	-	-	<b>1,711.36</b>	-
Reclassification from/to investment property due to change in use	-	(14.72)	-	-	-	-	-	-	<b>(14.72)</b>	-
Exchange difference on translation of foreign operation	-	0.99	-	(8.85)	31.28	-	-	-	<b>23.42</b>	-
Transfer from Intangible Assets under Development -Exploration and Evaluation assets	-	-	-	-	-	-	-	749.76	<b>749.76</b>	-
Disposals/assets written off/ Adjustment	-	(5.10)	(2.79)	(38.61)	(44.03)	-	(0.02)	-	<b>(90.55)</b>	-
<b>Balance as at 31 March 2023</b>	<b>298.08</b>	<b>25,065.14</b>	<b>1,132.97</b>	<b>5,114.64</b>	<b>3,342.50</b>	<b>11.76</b>	<b>78.72</b>	<b>749.76</b>	<b>35,793.57</b>	<b>-</b>
<b>Accumulated depreciation</b>										
At 1 April 2021	-	5,417.09	85.34	3,522.97	1,429.15	3.21	71.38	-	<b>10,529.14</b>	-
Charge for the year	-	991.36	40.45	231.01	221.30	0.22	7.72	-	<b>1,492.06</b>	-
Reclassification from/to investment property due to change in use	-	(9.05)	-	-	(0.95)	-	-	-	<b>(10.00)</b>	-
Exchange difference on translation of foreign operation	-	0.24	-	3.42	11.97	-	-	-	<b>15.63</b>	-
Adjustments for disposals	-	(14.02)	-	(30.13)	(31.32)	-	(0.36)	-	<b>(75.83)</b>	-





(₹ in Lakhs)

Particulars	Freehold land	Building	Plant and machinery	Computer hardware	Furniture, fixtures and office / construction equipments	Vehicles	Library books	E&P Assets Producing Property	Total	Capital work-in-progress
<b>Balance as at 31 March 2022</b>	-	<b>6,385.62</b>	<b>125.79</b>	<b>3,727.27</b>	<b>1,630.15</b>	<b>3.43</b>	<b>78.74</b>	-	<b>11,951.00</b>	-
Charge for the year	-	983.82	80.67	239.89	328.71	1.13	-	1.49	<b>1,635.71</b>	-
Reclassification from/to investment property due to change in use	-	(7.44)	-	-	-	-	-	-	<b>(7.44)</b>	-
Exchange difference on translation of foreign operation	-	0.71	-	0.05	30.46	-	-	-	<b>31.22</b>	-
Adjustments for disposals	-	(3.31)	-	(31.65)	(20.44)	-	(0.02)	-	<b>(55.42)</b>	-
<b>Balance as at 31 March 2023</b>	-	<b>7,359.40</b>	<b>206.46</b>	<b>3,935.56</b>	<b>1,968.88</b>	<b>4.56</b>	<b>78.72</b>	<b>1.49</b>	<b>13,555.07</b>	-
<b>Accumulated Impairment</b>										
Opening Balance	-	-	-	-	-	-	-	-	-	-
Transfer from Intangible Assets under Development-Exploration and evaluation assets	-	-	-	-	-	-	-	546.63	<b>546.63</b>	-
Provision for Impairment provided during the year	-	-	-	-	-	-	-	15.87	<b>15.87</b>	-
<b>Balance as at 31 March 2023</b>	-	-	-	-	-	-	-	<b>562.50</b>	<b>562.50</b>	-
<b>Net book value as at 31 March 2022</b>	<b>298.08</b>	<b>18,401.30</b>	<b>796.21</b>	<b>557.34</b>	<b>1,402.04</b>	<b>8.33</b>	-	-	<b>21,463.30</b>	<b>622.95</b>
<b>Net book value as at 31 March 2023</b>	<b>298.08</b>	<b>17,705.74</b>	<b>926.51</b>	<b>1,179.08</b>	<b>1,373.62</b>	<b>7.20</b>	-	<b>185.77</b>	<b>21,676.00</b>	<b>2,591.70</b>

**(i) Contractual obligations**

Refer to note 40B(a) for disclosure of contractual commitments for the acquisition of property, plant and equipment.

**(ii) Restriction on title of property, plant and equipment, refer note 42 (ii).****Note - 5****Investment Property**

(₹ in Lakhs)

Particulars	Freehold land	Leasehold land*	Building and related fixtures/assets	Total
<b>Gross carrying amount</b>				
At 1 April 2021	-	471.53	3,354.71	<b>3,826.24</b>
Additions	-	-	32.41	<b>32.41</b>
Reclassification from/to property, plant and equipment due to change in use	-	-	16.99	<b>16.99</b>
Disposals/assets written off/Adjustment	-	-	(2.15)	<b>(2.15)</b>
<b>Balance as at 31 March 2022</b>	-	<b>471.53</b>	<b>3,401.96</b>	<b>3,873.49</b>

Particulars	Freehold land	Leasehold land*	Building and related fixtures/ assets	(₹ in Lakhs)
				Total
Additions	-	-	56.91	56.91
Reclassification from/to property, plant and equipment due to change in use	-	-	14.72	14.72
Disposals/assets written off/Adjustment	-	-	-	-
<b>Balance as at 31 March 2023</b>	-	<b>471.53</b>	<b>3,473.59</b>	<b>3,945.12</b>
<b>Accumulated depreciation</b>				
At 1 April 2021	-	9.30	588.11	597.41
Charge for the year	-	7.55	136.64	144.19
Reclassification from/to property, plant and equipment due to change in use	-	-	10.00	10.00
Adjustments for disposals	-	-	(1.50)	(1.50)
<b>Balance as at 31 March 2022</b>	-	<b>16.85</b>	<b>733.25</b>	<b>750.10</b>
Charge for the year	-	4.75	142.06	146.81
Reclassification from/to property, plant and equipment due to change in use	-	-	7.44	7.44
Adjustments for disposals	-	-	-	-
<b>Balance as at 31 March 2023</b>	-	<b>21.60</b>	<b>882.75</b>	<b>904.35</b>
<b>Net book value as at 31 March 2022</b>	-	<b>454.68</b>	<b>2,668.71</b>	<b>3,123.39</b>
<b>Net book value as at 31 March 2023</b>	-	<b>449.93</b>	<b>2,590.84</b>	<b>3,040.77</b>

\*Refer note 39 for details

(i) **Contractual obligations**

Refer to note 40B(b) for disclosure of contractual commitments for the acquisition of investment property.

(ii) **Amounts recognised in statement of profit and loss for investment properties**

(₹ in Lakhs)

	31 March 2023	31 March 2022
Rental income	1,758.82	1,863.82
<b>Less:</b>		
Direct operating expenses generating rental income	301.42	370.31
Direct operating expenses that did not generate rental income	269.30	250.26
<b>Profit/(Loss) from leasing of investment properties</b>	<b>1,188.10</b>	<b>1,243.25</b>

(iii) **Leasing arrangements**

Certain investment properties are leased to tenants under long-term operating leases with rentals payable monthly. Refer note 39 for details.

(iv) **Fair value of investment property**

Description	Fair Value (₹ in Lakhs)	
	31 March 2023	31 March 2022
Residential flats	9,338.22	7,410.58
Land and building	31,224.15	31,318.74
Office premises	2,326.52	2,138.70

**Fair value hierarchy and valuation technique**

The fair value of investment property has been determined by external, independent property registered valuers, as defined under Rule 2 of Companies (Registered Valuers and Valuation) Rules 2017, having appropriate recognised professional qualification and recent experience in the location and category of the property being valued. The Company obtains independent valuations for its investment properties annually and fair value measurement has been categorised as Level 3. The fair valuation has been carried out using current prices in an active market for similar properties (market approach) and under replacement cost method (cost approach).

**Note - 6A****Other Intangible Assets**

(₹ in Lakhs)

Particulars	Computer software	Total
<b>Gross carrying amount</b>		
At 1 April 2021	2,509.56	2,509.56
Additions	427.08	427.08
Exchange difference on translation of foreign operation	5.41	5.41
Disposals/assets written off	0.04	0.04
<b>Balance as at 31 March 2022</b>	<b>2,942.09</b>	<b>2,942.09</b>
Additions	180.78	180.78
Exchange difference on translation of foreign operation	10.03	10.03
Disposals/assets written off	-	-
<b>Balance as at 31 March 2023</b>	<b>3,132.90</b>	<b>3,132.90</b>
<b>Accumulated amortisation</b>		
At 1 April 2021	2,276.25	2,276.25
Amortisation charge for the year	467.23	467.23
Exchange difference on translation of foreign operation	5.17	5.17
Adjustments for disposals	-	-
<b>Balance as at 31 March 2022</b>	<b>2,748.65</b>	<b>2,748.65</b>
Amortisation charge for the year	139.37	139.37
Exchange difference on translation of foreign operation	14.70	14.70
Adjustments for disposals	-	-
<b>Balance as at 31 March 2023</b>	<b>2,902.72</b>	<b>2,902.72</b>
<b>Net book value as at 31 March 2022</b>	<b>193.44</b>	<b>193.44</b>
<b>Net book value as at 31 March 2023</b>	<b>230.18</b>	<b>230.18</b>

**Note - 6B****Intangible assets under development\***

(₹ in Lakhs)

Particulars	Exploration and evaluation assets	Total
<b>Gross carrying amount</b>		
At 1 April 2021	2,985.74	2,985.74
Additions	61.54	61.54
Transfer/adjustment	-	-
Disposals/assets written off	-	-
<b>Balance as at 31 March 2022</b>	<b>3,047.28</b>	<b>3,047.28</b>
Additions	190.48	190.48
Transfer/adjustment	(749.76)	(749.76)
Disposals/assets written off	-	-
<b>Balance as at 31 March 2023</b>	<b>2,488.00</b>	<b>2,488.00</b>
<b>Provision for Impairment</b>		
At 1 April 2021	2,958.37	2,958.37
For the year	57.89	57.89
Transfer/adjustment	-	-
<b>Balance as at 31 March 2022</b>	<b>3,016.26</b>	<b>3,016.26</b>

(₹ in Lakhs)		
Particulars	Exploration and evaluation assets	Total
For the year	18.37	18.37
Transfer/adjustment	(546.63)	(546.63)
<b>Balance as at 31 March 2023</b>	<b>2,488.00</b>	<b>2,488.00</b>
<b>Net book value as at 31 March 2022</b>	<b>31.02</b>	<b>31.02</b>
<b>Net book value as at 31 March 2023</b>	<b>-</b>	<b>-</b>

\*Refer note 44

## Note - 7

(₹ in Lakhs)		
Particulars	31 March 2023	31 March 2022
<b>A Investments - Non Current</b>		
<b>Equity instruments</b>		
<b>(i) Investments accounted using equity method</b>		
<b>Investment in joint venture companies (unquoted) :</b>		
TEIL Projects Limited (under liquidation)	-	-
<i>5,500,000 (previous year 31 March 2022: 5,500,000) equity shares of ₹ 10 each fully paid up</i>		
Ramagundam Fertilizers and Chemicals Limited	26,633.90	25,741.09
<i>491,462,400 (previous year 31 March 2022: 491,462,400 ) equity shares of ₹10 each fully paid up</i>		
<b>Investment in Associate companies (unquoted) :</b>		
LLC Bharat Energy Office	50.03	70.39
<i>Participating interest of 20% (previous year 31 March 2022: 20%)</i>		
<b>Sub-total (A)</b>	<b>26,683.93</b>	<b>25,811.48</b>
<b>(ii) Other Investment (unquoted)</b>		
Unquoted equity shares (Fair Value) through OCI		
Numaligarh Refinery Limited #	76,631.92	74,440.00
<i>6,42,93,914 (previous year 31 March 2022: 3,21,46,957) equity shares of ₹10 each fully paid up, out of which 3,21,46,957 equity shares were received by way of Bonus shares.</i>		
<b>Sub-total (B)</b>	<b>76,631.92</b>	<b>74,440.00</b>
<b>Grand total (A+B)</b>	<b>103,315.85</b>	<b>100,251.48</b>
Aggregate book value of unquoted investments	103,315.85	100,251.48
<p># During the FY 2020-21 Parent Company Has acquired 4.37% Equity Share Capital in Numaligarh Refinery Limited</p>		



(₹ in Lakhs)

Particulars	31 March 2023	31 March 2022
<b>B Investments - Current</b>		
<b>Liquid plan of mutual funds (quoted)</b>		
<b>SBI Liquid Fund 2,70,767.402 units (Previous year 31 March 2022: Nil units)</b>	9539.95	-
<i>-Direct Growth Plan 31 March 2023 NAV -₹3523.3030 (Previous Year 31 March 22 NAV- Nil)</i>		
<b>Union Liquid Fund 2,30,585.676 units (Previous year 31 March 2022: Nil units)</b>	5002.44	-
<i>-Direct Plan 31 March 2023 NAV - ₹2169.4479 (Previous Year 31 March 22 NAV- Nil)</i>		
<b>Baroda Liquid Fund Nil units (Previous year 31 March 2022: 3,47,192.215 units)</b>	-	8,516.40
<i>-Direct Growth Plan 31 March 2023 NAV - Nil (Previous Year 31 March 22 NAV- ₹2,452.9344)</i>		
	<b>14,542.39</b>	<b>8,516.40</b>
Aggregate book value of quoted investments	14,542.39	8,516.40
Aggregate market value of quoted investments	14,542.39	8,516.40
<b>Note - 8</b>		
<b>A Loans - Non-Current</b>		
<b>(Considered good unless otherwise stated)</b>		
<b>Secured</b>		
Loans to related parties*:		
Loans to Directors	0.07	-
Loans to employees	4,032.93	3,321.03
<b>Unsecured</b>		
Loans to related parties*:		
Loans to Directors	7.51	3.88
Loans to employees	3,208.72	2,851.44
	<b>7,249.23</b>	<b>6,176.35</b>
<b>B Loans - Current</b>		
<b>(Considered good unless otherwise stated)</b>		
<b>Secured</b>		
Loans to related parties* :		
Loans to directors	0.89	-
Loans to employees	561.60	446.57
<b>Unsecured</b>		
Loans to related parties*:		
Loans to directors	1.95	1.20
Loans to employees :		
Considered good	843.75	754.78
Considered doubtful	3.16	3.16
	1,411.35	1,205.71
<b>Less: Allowance for expected credit losses</b>	(3.16)	(3.16)
	<b>1,408.19</b>	<b>1,202.55</b>

\* Refer note 38 D

**Note - 9**

(₹ in Lakhs)

Particulars	31 March 2023	31 March 2022
<b>A Other Financial Asset - Non-Current</b>		
Security deposits	158.59	136.45
Bank deposits with maturity more than 12 months	3,112.60	10.01
	<b>3,271.19</b>	<b>146.46</b>
(i) The above bank deposits includes ₹ 10.86 lakhs (previous year as at 31 March 2022: ₹ 10.01 lakhs) held as margin money/security against bank guarantees.		
(ii) The above also includes interest accrued on bank deposits of ₹ 1.75 lakhs (previous year 31 March 2022: Nil)		
<b>B Other Financial Assets -Current</b>		
<b>(Unsecured, considered good unless otherwise stated)</b>		
Security deposits :		
Considered good	761.40	524.84
Considered doubtful	4.23	4.23
Retention against contracts	18.64	14.63
Work-in-progress* :		
Considered good	71.75	-
Considered doubtful	403.76	286.41
Unbilled revenue :		
Considered good	46,457.39	36,576.19
Considered doubtful	232.25	178.69
Others	445.08	916.40
	<b>48,394.50</b>	<b>38,501.39</b>
<b>Less: Allowance for expected credit losses</b>	(640.24)	(469.33)
	<b>47,754.26</b>	<b>38,032.06</b>

\*As taken, valued and certified by the management

**Note - 10****Deferred Tax Assets (net)****Deferred tax assets arising on:**

## Employee benefits:

Provision for leave encashment	7,788.28	7,214.65
Provision for post retirement medical benefits	7,493.86	6,862.07
Provision for other benefits on retirement	61.72	59.32
Provision for long service awards	37.21	38.25
Provision for employee related expenses allowed on payment basis	777.89	607.74
Provision for Provident Fund Liability	2,476.81	3,132.48
Provision for contractual obligations	14,186.51	15,174.63
Provision for estimated losses	11.51	9.42
Provision for doubtful debts and advances	3,888.90	3,249.33
Provision for Impairment of Oil Blocks	767.75	762.90
Others:		
Provision for loss in joint venture	126.17	126.17
Amortised cost financial instruments	168.55	165.96
Leases	17.20	5.63
Capital Grant	8.74	2.07
Foreign currency translation reserve	2.25	(2.75)

**Deferred tax liabilities arising on:**

Depreciation	(2,451.98)	(2,282.26)
Net gain/(loss) on Equity Shares Carried at Fair value through OCI	(1,666.48)	(1,114.82)
Others :		
Amortised cost financial instruments	-	-
Foreign currency translation reserve	-	-
	<b>33,694.89</b>	<b>34,010.79</b>



## Movement in above mentioned deferred tax assets and liabilities

(₹ in Lakhs)

Particulars	1 April 2021	Recognised in other comprehensive income	Recognised in statement of profit and loss	31 March 2022	Recognised in other comprehensive income	Recognised in statement of profit and loss	31 March 2023
<b>Deferred tax assets arising on:</b>							
Employee benefits	17,323.38	536.05	55.08	17,914.51	728.24	(6.98)	18,635.77
Provision for contractual obligations	13,626.48	-	1,548.15	15,174.63	-	(988.12)	14,186.51
Provision for estimated losses	56.43	-	(47.01)	9.42	-	2.09	11.51
Provision for Impairment of Oil Blocks	744.56	-	18.34	762.90	-	4.85	767.75
Provision for doubtful debts and advances	3,753.24	-	(503.91)	3,249.33	-	639.57	3,888.90
Others	247.51	-	52.32	297.08	5.00	20.83	322.91
<b>Deferred tax liabilities arising on:</b>							
Depreciation	(2,132.25)	-	(150.01)	(2,282.26)	-	(169.72)	(2,451.98)
Net gain/(loss) on Equity Shares Carried at Fair value through OCI	-	(1,114.82)	-	(1,114.82)	(551.66)	-	(1,666.48)
Others	(2.12)	(0.63)	-	-	-	-	-
<b>Total</b>	<b>33,617.23</b>	<b>(579.40)</b>	<b>972.96</b>	<b>34,010.79</b>	<b>181.58</b>	<b>(497.48)</b>	<b>33,694.89</b>

## Note - 11

(₹ in Lakhs)

Particulars	31 March 2023	31 March 2022
<b>A Non-Current Tax Assets (net)</b>		
Advance income tax (net of provision for taxation amounting to ₹ 23,742.44 lakhs (previous year 31 March 2022: ₹ 50,990.16 lakhs))	8,517.37	4,772.91
Advance fringe benefit tax	11.83	11.83
<b>Less:</b> Allowance for expected credit losses	(11.83)	(11.83)
	<u>8,517.37</u>	<u>4,772.91</u>
<b>B Current Tax Assets (net)</b>		
Advance income tax (net of provision for taxation amounting to Nil (previous year 31 March 2022: Nil))	44.78	-
	<u>44.78</u>	<u>-</u>

## Note - 12

<b>A Other Non-Current Assets</b> (Unsecured, considered good unless otherwise stated)		
Capital advances	0.23	23.34
Prepaid expense and rent advance	2,184.05	2,334.19
	<u>2,184.28</u>	<u>2,357.53</u>
<b>B Other Current Assets</b> (Unsecured, considered good unless otherwise stated)		
Advances to vendors/contractors :		
Considered good *	28,350.61	9,922.26
Considered doubtful	8.59	10.39
Prepaid expenses	1,296.02	1,187.65
Deposit with statutory authorities		
Considered good	8,828.50	6,775.95
Considered doubtful	7.45	-
Claims receivable:		
Considered good	0.37	0.56
Considered doubtful	2.02	1.83
Advances to employees :		
Considered good	1,309.96	352.73
Considered doubtful	0.09	0.09
Other advances	34.59	3.09
	<u>39,838.20</u>	<u>18,254.55</u>
<b>Less:</b> Impairment of non-financial assets	(18.15)	(12.31)
	<u>39,820.05</u>	<u>18,242.24</u>

\* Includes ₹ 17,800.15 Lakhs (previous year as at 31 March 2022: ₹ 1,323.95 Lakhs) being amount deposited with courts/legal authorities, realisation of same is subject to final outcome of legal proceedings.

**Note - 13**

(₹ in Lakhs)

Particulars	31 March 2023	31 March 2022
<b>Inventories</b>		
<b>(lower of cost or net realizable value)</b>		
Stores, spares and chemicals in hand*	115.05	232.33
	<b>115.05</b>	<b>232.33</b>

\* Includes projects inventory to the tune of ₹ 6.23 lakhs (previous year 31 March 2022: ₹ 138.30 lakhs)

**Note - 14****Trade receivables**

Trade receivable (Unsecured)

Considered good	36,764.50	38,597.75
Considered Doubtful (Credit Impaired)	14,808.28	12,439.53
	<b>51,572.78</b>	<b>51,037.28</b>
<b>Less: Allowance for expected credit loss</b>	<b>(14,808.28)</b>	<b>(12,439.53)</b>
	<b>36,764.50</b>	<b>38,597.75</b>

Trade receivable ageing schedule for the year ended as on March 31, 2023 and March 31, 2022:

**31 March 2023**

(₹ in Lakhs)

Particulars	Outstanding for following periods from due date of payment					Total
	Less than 6 months	6 months- 1 year	1-2 years	2-3 years	More than 3 years	
(i) Undisputed Trade receivables- considered good	21,852.19	4,111.69	3,965.06	2,268.18	4,567.38	36,764.50
(ii) Undisputed Trade Receivables- Credit impaired	395.34	646.09	1,692.10	1,492.76	9,071.94	13,298.23
(iii) Disputed Trade receivables- considered good	-	-	-	-	-	-
(iv) Disputed Trade receivables- Credit impaired	-	-	-	-	1,510.05	1,510.05
<b>Total</b>	<b>22,247.53</b>	<b>4,757.78</b>	<b>5,657.16</b>	<b>3,760.94</b>	<b>15,149.37</b>	<b>51,572.78</b>
<b>Less: Allowance for expected credit losses</b>						<b>(14,808.28)</b>
						<b>Trade receivables 36,764.50</b>

**31 March 2022**

(₹ in Lakhs)

Particulars	Outstanding for following periods from due date of payment					Total
	Less than 6 months	6 months- 1 year	1-2 years	2-3 years	More than 3 years	
(i) Undisputed Trade receivables- considered good	20,844.27	5,052.00	3,746.59	4,663.10	4,291.79	38,597.75
(ii) Undisputed Trade Receivables- Credit impaired	458.78	680.38	1,545.08	1,700.33	6,498.97	10,883.54
(iii) Disputed Trade receivables- considered good	-	-	-	-	-	-
(iv) Disputed Trade receivables- Credit impaired	-	-	-	0.27	1,555.72	1,555.99
<b>Total</b>	<b>21,303.05</b>	<b>5,732.38</b>	<b>5,291.67</b>	<b>6,363.70</b>	<b>12,346.48</b>	<b>51,037.28</b>
<b>Less: Allowance for expected credit losses</b>						<b>(12,439.53)</b>
						<b>Trade receivables 38,597.75</b>



**Note - 15**

(₹ in Lakhs)

Particulars	31 March 2023	31 March 2022
<b>Cash and cash equivalents</b>		
Balances with banks in current account*	6,112.08	2,533.49
Banks deposits having maturity of less than three months**	225.00	440.03
Cash and stamps on hand*	10.95	7.61
	<b>6,348.03</b>	<b>2,981.13</b>

\* Includes ₹ 141.33 lakhs (previous year 31 March 2022: ₹ 146.64 lakhs) in currencies which are not repatriable.

\*\* Includes interest accrued on bank deposits Nil (previous year 31 March 2022: ₹ 0.03 lakhs)

**Note - 16****Other Bank balances**

Unpaid dividend account #	195.93	209.81
Unspent CSR on Ongoing Project	734.39	1,314.94
Amount held on behalf of clients	1,845.36	827.14
Banks deposits having maturity of more than three months but are due for maturity within twelve months from balance sheet date (refer notes below)	100,511.69	132,947.59
	<b>103,287.37</b>	<b>135,299.48</b>

**Notes:**

(i) Includes bank deposits having more than twelve months original maturity of ₹ 31,826.00 lakhs (previous year 31 March 2022: ₹13,460.00 lakhs)

(ii) Includes bank deposits Nil (previous year 31 March 2022: ₹ Nil lakhs) held as margin money/security/lien against bank guarantees.

(iii) Includes interest accrued on bank deposits ₹2007.48 lakhs (previous year 31 March 2022: ₹1,918.37 lakhs)

**Note - 17****Equity share capital****Authorised share capital**

800,000,000 (previous year 31 March 2022: 800,000,000) equity shares of par value of ₹ 5 each	40,000.00	40,000.00
	<b>40,000.00</b>	<b>40,000.00</b>

**Issued share capital**

562,123,373 (previous year 31 March 2022: 562,123,373) equity shares of par value of ₹ 5 each	28,106.17	28,106.17
	<b>28,106.17</b>	<b>28,106.17</b>

**Subscribed and paid up**

562,042,373 (previous year 31 March 2022: 562,042,373) equity shares of par value of ₹ 5 each	28,102.12	28,102.12
---	-----------	-----------

**Add: Forfeited shares**

	0.01	0.01
--	------	------

Amount originally paid up on 2,600 equity shares of par value of ₹ 5 each (previous year 31 March 2022: 2,600 equity shares of par value of ₹ 5 each)

	<b>28,102.13</b>	<b>28,102.13</b>
--	------------------	------------------

(₹ in Lakhs)

Particulars	31 March 2023	31 March 2022
<b>a) Reconciliation of shares outstanding at the beginning and at the end of the year</b>		
<b>Equity shares</b>	<b>Number</b>	<b>Number</b>
Shares outstanding at the beginning of the year	562,042,373	562,042,373
Less : Buy back of shares during the year	-	-
<b>Shares outstanding at the end of the year</b>	<b>562,042,373</b>	<b>562,042,373</b>
<b>b) Details of share holding of promoters</b>		
<b>Promoter name</b>	<b>Number</b>	<b>Number</b>
President of India	288,458,584	288,458,584
% of total shares	51.32%	51.32%
% Change During the Year	0.00%	0.00%
<b>c) Details of shareholders holding more than 5% equity shares in the Parent Company</b>		
<b>Name of shareholders</b>	<b>Number</b>	<b>Number</b>
President of India	288,458,584	288,458,584
	51.32%	51.32%
<b>d) Other disclosures</b>		
Aggregate number of equity shares having par value of ₹ 5 each has been bought back by way of buy back during the period of five years immediately preceding the Balance sheet date	69,869,047	111,830,827
<b>e) Terms and rights attached to equity shares</b>		
<p>The Parent Company is having only one class of equity shares having par value of ₹ 5 each. Each Shareholder is eligible for one vote per share held. The Dividend proposed by Board of Directors is subject to the approval of Shareholders in the ensuing Annual General Meeting except in case of Interim Dividend. In the event of Liquidation, Equity Shareholders are eligible to receive the remaining assets of the Company after distribution of all preferential amount in proportion to their shareholding.</p>		
<b>Note - 18</b>		
<b>Other equity</b>		
<b>A. General reserve</b>		
Balance at the beginning of the year	142,193.51	127,860.99
Add: Transferred from retained earnings	19,412.43	14,332.52
<b>Sub-total (A)</b>	<b>161,605.94</b>	<b>142,193.51</b>
<b>B. Capital Redemption reserve</b>		
Balance at the beginning of the year	5,591.54	5,591.54
Add: Transfer from General reserve	-	-
<b>Sub-total (B)</b>	<b>5,591.54</b>	<b>5,591.54</b>



(₹ in Lakhs)

Particulars	31 March 2023	31 March 2022
<b>C. Capital reserve on Consolidation</b>		
Balance at the beginning of the year	880.00	880.00
Add: Transfer from General reserve	-	-
<b>Sub-total (C)</b>	<b>880.00</b>	<b>880.00</b>
<b>D. Retained earnings</b>		
Balance at the beginning of the year	1,493.04	14,698.11
Add: Transferred from Statement of Profit and Loss	34,626.66	13,951.97
Add: Transferred from CSR Activity Reserve	1,132.16	2,009.66
Add: Transferred from Corpus for Medical Benefits for Employees retired prior to 01.01.2007	477.97	1,533.56
Less: Transfer to General reserve	19,412.43	14,332.52
Less: Interim and Final Dividend	16,861.27	14,613.10
Less: Transferred to CSR Activity Reserve	971.10	1,075.70
Less: Transferred to Corpus for Medical Benefits for Employees retired prior to 01.01.2007	660.06	671.76
Less: Share Issue Expenses in Joint Venture	0.53	0.26
Less: Change in Ownership interest in Joint Venture	(664.72)	6.92
<b>Sub-total (D)</b>	<b>489.16</b>	<b>1,493.04</b>
<b>E. CSR activity reserve</b>		
Balance at the beginning of the year	1,120.56	2,054.52
Add: Transferred from retained earnings	971.10	1,075.70
Less: Transferred to Retained earnings	1,132.16	2,009.66
<b>Sub-total (E)</b>	<b>959.50</b>	<b>1,120.56</b>
<b>F. Corpus for Medical Benefits for Employees retired prior to 01.01.2007</b>		
Balance at the beginning of the year	421.97	1,283.77
Add: Transferred from retained earnings	660.06	671.76
Less: Transferred to Retained earnings	477.97	1,533.56
<b>Sub-total (F)</b>	<b>604.06</b>	<b>421.97</b>
<b>G. Exchange difference on translation of foreign operation</b>		
Balance at the beginning of the year	94.46	64.62
Add: Transferred from Statement of Profit and Loss (OCI)	70.78	29.84
<b>Sub-total (G)</b>	<b>165.24</b>	<b>94.46</b>
<b>H. Remeasurement of defined benefit plans</b>		
Balance at the beginning of the year	(6,207.81)	(5,464.92)
Add: Transferred from Statement of Profit and Loss (OCI)	(992.81)	(742.89)
<b>Sub-total (H)</b>	<b>(7,200.62)</b>	<b>(6,207.81)</b>
<b>I. Net gain/(loss) on Equity Shares carried at Fair Value through OCI</b>		
Balance at the beginning of the year	3,314.68	-
Add: Transferred from Statement of Profit and Loss (OCI)	1,640.26	3,314.68
<b>Sub-total (I)</b>	<b>4,954.94</b>	<b>3,314.68</b>
<b>Grand total (A+B+C+D+E+F+G+H+I)</b>	<b>168,049.76</b>	<b>148,901.95</b>

**Nature and purpose of other reserves****General Reserve**

General reserve is created out of the accumulated profits as per the provisions of Companies Act.

**Capital Reserve on Consolidation**

On acquisition of investments in subsidiaries by the Parent Company at different point in time, it has resulted in capital reserve on consolidation.

**Capital Redemption Reserve**

The Group has created Capital Redemption Reserve out of free reserves, a sum equal to the nominal value of the shares purchased, transferred to the capital redemption reserve account

**Retained Earnings**

All the profits made by the Group are transferred to retained earnings from the statement of profit and loss.

**CSR Activity Reserve**

The Group is required to create the CSR Activity Reserve for the allocation of expenses in respect of CSR activities. CSR Activity Reserve represents unspent amount, out of amounts set aside of profit earned in the past years for meeting social obligations as per Department of Public Enterprise guidelines for Corporate Social Responsibility and provisions of the Companies Act, 2013 and rules made thereunder.

**Corpus for Medical Benefits for Employees retired prior to 01.01.2007**

The Group has created separate corpus of medical benefits to retired employees who have retired prior to 01.01.2007 in terms of DPE guidelines.

**Other Comprehensive Income**

Other comprehensive income represents balance arising on account of translation of foreign operation, gain/(loss) booked on re-measurement of defined benefit plans and gains/(loss) from investments in equity instruments designated at fair value.

**Note - 19**

(₹ in Lakhs)

Particulars	31 March 2023	31 March 2022
<b>A Other Financial Liabilities - Non-Current</b>		
Security deposits and retentions	230.51	135.53
	<b>230.51</b>	<b>135.53</b>
<b>B Other Financial Liabilities - Current</b>		
Security deposits and retentions	33,840.69	30,152.98
Capital creditors	1,611.93	1,023.46
Accrued employees benefits	2,191.38	2,714.85
Unpaid dividend*	195.93	209.81
Amount held on behalf of clients	1,845.36	827.14
	<b>39,685.29</b>	<b>34,928.24</b>

\*Excluding amount due for payment to Investor Education And Protection Fund

**Note - 20**

<b>A Provisions - Non-Current</b>		
Employees' post retirement/long-term benefits	1,123.46	1,087.29
Provision for abandonment costs	26.28	-
	<b>1,149.74</b>	<b>1,087.29</b>
<b>B Provisions - Current</b>		
Employees' post retirement/long-term benefits	7,017.44	6,082.62
Provision for contractual obligations	56,514.06	60,440.14
Provision for expected losses	45.71	37.44
Provision for corporate social responsibility	72.31	25.32
Provision for Impairment in PF Trust Investment [refer note 53 (C)]	9,841.09	12,446.27
	<b>73,490.61</b>	<b>79,031.79</b>

**Note - 21**

(₹ in Lakhs)

Particulars	31 March 2023	31 March 2022
<b>A Other Non-Current Liabilities</b>		
Advances received from clients	91.75	-
Deferred income	48.86	36.33
	<b>140.61</b>	<b>36.33</b>
<b>B Other Current Liabilities</b>		
Advances received from clients*	9,668.17	10,977.00
Income received in advance	65,616.55	70,084.33
Service tax / GST payable	6,934.32	5,296.31
Withholding for employees including employers contribution	1,628.74	1,601.74
Withholding for income taxes/TDS	2,701.95	2,366.05
Deferred income	25.48	23.31
Accrued provident fund liability**	4,263.04	2,188.24
Other liabilities	406.73	391.89
	<b>91,244.98</b>	<b>92,928.87</b>

\* Includes ₹ 7,114.09 lakhs (previous year 31 March 2022 : ₹ 7,114.09 lakhs) received pursuant to the order of Hon'able court against which appeal has been filed by the client.

\*\* Represents ₹ 4,263.04 Lakhs (previous year 31 March 2022 : ₹ 2,188.24 Lakhs) of accrued provident fund liability for default on account of Provident Fund Trust investment.

**Note - 22****Trade payables**

Total outstanding dues of Micro Enterprises and Small Enterprises (refer Note 55)	8,569.64	8,244.61
Total outstanding dues of creditors other than Micro Enterprises and Small Enterprises	26,092.98	23,804.36
	<b>34,662.62</b>	<b>32,048.97</b>

Trade payables ageing schedule for the year ended as on March 31, 2023 and March 31, 2022:

**31 March 2023**

(₹ in Lakhs)

Particulars	Outstanding for following periods from due date of payment					Total
	Not Due	Less than 1 year	1-2 years	2-3 years	More than 3 years	
(i) MSME	4842.54	3727.09	-	-	-	8569.63
(ii) Others	9129.63	12629.60	3.59	0.52	3.96	21767.30
(iii) Disputed dues- MSME	-	-	-	-	-	-
(iv) Disputed dues- Others	956.50	-	-	-	3369.19	4325.69
<b>Grand Total</b>	<b>14928.67</b>	<b>16356.69</b>	<b>3.59</b>	<b>0.52</b>	<b>3373.15</b>	<b>34662.62</b>

**31 March 2022**

(₹ in Lakhs)

Particulars	Outstanding for following periods from due date of payment					Total
	Not Due	Less than 1 year	1-2 years	2-3 years	More than 3 years	
(i) MSME	2692.76	5551.85	-	-	-	8244.61
(ii) Others	3013.10	16350.93	2.28	2.40	4.49	19373.20
(iii) Disputed dues- MSME	-	-	-	-	-	-
(iv) Disputed dues- Others	1123.48	-	-	-	3307.68	4431.16
<b>Grand Total</b>	<b>6829.34</b>	<b>21902.78</b>	<b>2.28</b>	<b>2.40</b>	<b>3312.17</b>	<b>32048.97</b>

**Note - 23**

(₹ in Lakhs)

Particulars	31 March 2023	31 March 2022
<b>Current Tax Liabilities (net)</b>		
Provision for taxation (net of advance tax amounting to ₹ 372.33 Lakhs (previous year 31 March 2022: ₹ 281.02 Lakhs))	155.23	170.68
	<b>155.23</b>	<b>170.68</b>

**Note - 24****Revenue from operations\***

<b>I Consultancy and engineering services</b>	<b>146,322.01</b>	<b>150,948.28</b>
<b>Increase/(decrease) in work-in-progress</b>		
Closing work-in-progress	403.76	286.41
Less: Opening work-in-progress	286.42	209.49
	<b>117.34</b>	<b>76.92</b>
Other operating income		
Income under service export from India scheme #	(9.80)	(1,036.87)
<b>Sub-total (A)</b>	<b>146,429.55</b>	<b>149,988.33</b>
<b>II Turnkey projects</b>	<b>186,512.73</b>	<b>141,289.63</b>
Increase/(decrease) in work-in-progress		
Closing work-in-progress	71.75	-
Less: Opening work-in-progress	-	-
	<b>71.75</b>	<b>-</b>
<b>Sub-total (B)</b>	<b>186,584.48</b>	<b>141,289.63</b>
<b>Grand total (A+B)</b>	<b>333,014.03</b>	<b>291,277.96</b>

\* Excludes Goods and Services Tax (GST)

# Adjustment of Income from SEIS due to capping notified by Government on 23 September 21

**Note - 25****Other income**

Interest income :		
Bank deposits	5,740.51	5,345.26
Loan to employees	528.29	456.19
Income-tax refunds	388.06	-
Financial Assets carried at amortised cost	45.49	46.57
Others	458.22	704.28
Gain on modification of employee advances	141.44	-
Gain on modification of Leases	3.83	-
Amortization of deferred income	31.35	69.18
Dividend income from Equity Investment	5,464.98	3,214.70
Capital gain from investments in mutual funds	376.30	475.50
Funds received against research and development (netting off the utilisation)	-	-
(31 March 2023: Received ₹ 12.88 lakhs and utilised ₹ 12.88 lakhs and 31 March 2022: Received ₹ 35.07 lakhs and utilised ₹ 35.07 lakhs)		
Profit on sale of assets	10.36	3.33
Foreign exchange difference (net)	1,142.93	513.46
Rental income	1,758.81	1,863.82
Miscellaneous income	344.95	301.66
	<b>16,435.52</b>	<b>12,993.95</b>

**Note - 26**

(₹ in Lakhs)

Particulars	31 March 2023	31 March 2022
Technical assistance/sub contracts	119,381.75	100,399.50
	<b>119,381.75</b>	<b>100,399.50</b>

**Note - 27**

Construction materials and equipments	64,221.15	37,283.44
	<b>64,221.15</b>	<b>37,283.44</b>

**Note - 28****Employee benefits expense**

## Salaries and allowances@

Staff	74,808.20	71,636.22
Directors	333.75	318.30
Contribution towards employees pension and provident fund and administration charges thereon*		
Staff	9,415.22	8,183.38
Directors	27.80	26.56
Contribution towards employees defined contributory superannuation scheme/ National Pension System (NPS)		
Staff	5,773.30	6,396.50
Directors	29.11	30.86
Staff Welfare #		
Staff	3,742.06	4,440.62
Directors	4.26	6.75
Contribution to gratuity fund (net of contribution received from others)**	1,215.12	1,330.82
	<b>95,348.82</b>	<b>92,370.01</b>

@ Salaries and Allowances Includes :

a) ₹ 2,989.93 lakhs (previous year : ₹ 2,251.88 lakhs) on account of Leave Encashment Funded Scheme with LIC of India.

b) ₹ 639.48 lakhs (previous year : ₹ 856.24 lakhs) on account of estimated enhanced Gratuity ceiling due to increase in Dearness Allowance in terms of DPE guidelines (refer note no.56)

# Includes expenditure for medical benefits of ₹ 477.97 lakhs (previous year : ₹ 1,533.56 lakhs) for employees retired prior to 01.1.2007.

\*Includes ₹ 3,144.20 Lakhs (previous year: ₹ 2,248.62 Lakhs) towards expense on account of impairment of Provident Fund Trust investment.

\*\*Includes Term Insurance Premium paid to LIC of India.

**Note - 29****Finance cost**

Interest on shortfall in payment of income tax	-	4.07
Unwinding of discount on security deposit	24.74	59.49
Interest on Lease Liabilities	125.61	31.96
	<b>150.35</b>	<b>95.52</b>

**Note - 30****Depreciation and amortization**

Depreciation on property, plant and equipment	1,635.71	1,492.06
Depreciation of investment property	146.81	144.19
Amortization of other intangible assets	139.37	467.23
Depreciation on Right of use Assets	647.99	259.31
	<b>2,569.88</b>	<b>2,362.79</b>

**Note - 31**

(₹ in Lakhs)

Particulars	31 March 2023	31 March 2022
<b>Other expenses</b>		
<b>A Facilities</b>		
Rent expense - office	728.39	526.69
Rent - residential accommodation		
Staff (net of recovery of ₹ 69.39 lakhs (previous year: ₹ 71.30 lakhs))	353.06	237.27
Light, water and power	1,571.90	1,331.70
Insurance	250.32	148.75
Miscellaneous repair and maintenance	3,790.56	4,140.67
Repair and maintenance of own building	303.34	333.46
Repair and maintenance of plant and machinery	829.80	665.53
Hire charges of office equipment	22.84	122.88
<b>Sub total (A)</b>	<b>7,850.21</b>	<b>7,506.95</b>
<b>B Corporate costs</b>		
Bank charges	150.47	179.62
Sitting fees to independent directors	37.00	11.85
Advertisement for tender and recruitment	38.38	44.22
Publicity	828.19	469.88
Subscription	147.36	135.96
Entertainment	140.29	81.41
Remuneration to auditors :		
For Audit	19.80	17.75
For Tax Audit	3.60	3.20
Others	14.82	11.84
Filing fee	0.51	8.47
Legal and professional charges	934.30	705.09
Licences and taxes	399.86	469.11
Loss on sale of assets	4.16	16.14
Foreign exchange difference (net)	-	-
Fixed assets written off	18.18	10.20
<b>Sub total (B)</b>	<b>2,736.92</b>	<b>2,164.74</b>
<b>C Other costs</b>		
Consumables/stores/equipment - R&D Centre	19.84	11.57
Travel and conveyance :		
Directors*	223.01	105.83
Others	10,782.62	8,976.26
Printing, stationery and general Office supplies	405.19	250.81
Newspapers and periodicals	17.72	19.81
Postage and telecommunications	472.69	492.08
Courier, transportation and handling	32.20	36.50
Commission to foreign agents	123.75	72.80
Allowance for expected credit losses - trade receivables and advances (net)	2,545.50	(1,987.25)
Bad debts written off	162.65	167.27





(₹ in Lakhs)

Particulars	31 March 2023	31 March 2022
Deposits/Other Assets written off	20.64	7.71
Provision for contractual obligations (net)	(3,926.08)	6,151.24
Provision for expected losses (net)	8.27	(186.78)
Provision for Impairment of Oil Block	34.24	57.89
Training Expenses :		
Travel	64.89	-
Others	184.37	43.17
CSR Expenses (Refer note 65 )	1,132.16	2,009.66
Expenditure relating to oil and gas exploration blocks(net)#	34.17	86.25
Loss on modification of employee advances	-	68.57
Miscellaneous expenses	350.49	837.86
	<b>12,688.32</b>	<b>17,221.25</b>
<b>Less: Inhouse expenditure relating to</b>		
Capital works	(49.27)	(78.77)
<b>Sub total (C)</b>	<b>12,639.05</b>	<b>17,142.48</b>
<b>Grand total (A+B+C)</b>	<b>23,226.18</b>	<b>26,814.17</b>

\*Includes recovery of ₹ 1.17 lakhs on account of use of car (previous year : ₹ 1.10 lakhs)

# Includes Income from E&P Assets amounting of ₹ 6.23 lakhs (previous year : Nil)

## Note - 32

### Income tax

#### Tax expense comprises of:

Current income tax	9,618.91	11,990.37
Earlier years tax adjustments (net)	11.57	(359.87)
Deferred tax	497.48	(972.96)
	<b>10,127.96</b>	<b>10,657.54</b>

The major components of income tax expense and the reconciliation of expected tax expense based on the domestic effective tax rate of the Group at 25.168% (Previous year 25.168%) and the reported tax expense in statement of profit and loss are as follows:

#### Statement of profit and loss

Accounting profit before tax	44,551.42	44,946.48
At India's statutory income tax rate of 25.168% (31 March 2022: 25.168%)	11,212.70	11,312.13

#### Adjustments in respect of tax expense

Tax impact of exempted income and deductions	(1,375.43)	(809.07)
Tax impact of expenses which will never be allowed	287.00	506.21
Earlier years current tax adjustments (net)	11.57	(359.87)
Earlier years deferred tax adjustments (net)	(6.51)	0.08
Others	(1.37)	8.06
	<b>10,127.96</b>	<b>10,657.54</b>

The provision for current income-tax has been worked out taking into consideration the provisions of Income Computation and Disclosure Standards notified by Central Board of Direct Taxes vide Notification No. 87/2016 dated September 29, 2016.

## Note - 33

### Earnings per share (EPS)

Earnings per Share ("EPS") is determined based on the net profit attributable to the shareholders' of the Parent Company. Basic earnings per share is computed using the weighted average number of shares outstanding during the year. Diluted earnings per share is computed using the weighted average number of common and dilutive common equivalent shares outstanding during the year including share options, except where the result would be anti-dilutive.

Particulars	31 March 2023	31 March 2022
Profit attributable to equity shareholders (Amount in ₹ lakhs)	34,626.66	13,951.97
Weighted average number of equity shares	562,042,373	562,042,373
<b>Nominal value per share in ₹</b>	5.00	5.00
<b>Earnings per equity share in ₹</b>		
Basic	6.16	2.48
Diluted	6.16	2.48

## Note - 34

### (i) Fair value hierarchy

Financial assets and financial liabilities are measured at fair value in the financial statement and are grouped into three Levels of a fair value hierarchy. The three Levels are defined based on the observability of significant inputs to the measurement, as follows:

**Level 1:** quoted prices (unadjusted) in active markets for financial instruments.

**Level 2:** inputs other than quoted prices included within Level 1 that are observable for the asset or liability, either directly or indirectly

**Level 3:** unobservable inputs for the asset or liability.

### (ii) Financial assets and liabilities measured at fair value – recurring fair value measurements

(₹ in Lakhs)

31 March 2023	Level 1	Level 2	Level 3	Total
<b>Financial assets</b>				
Liquid plan of mutual funds	14,542.39	-	-	14,542.39
Unquoted equity shares (Fair Value) through OCI	-	-	76,631.92	76,631.92
<b>Total financial assets</b>	<b>14,542.39</b>	<b>-</b>	<b>76,631.92</b>	<b>91,174.31</b>

### Financial assets and liabilities measured at fair value – recurring fair value measurements

31 March 2022	Level 1	Level 2	Level 3	Total
<b>Financial assets</b>				
Liquid plan of mutual funds	8,516.40	-	-	8,516.40
Unquoted equity shares (Fair Value) through OCI	-	-	74,440.00	74,440.00
<b>Total financial assets</b>	<b>8,516.40</b>	<b>-</b>	<b>74,440.00</b>	<b>82,956.40</b>

### (iii) Valuation technique used to determine fair value

Specific valuation techniques used to value financial instruments include - the use of net asset value for mutual funds on the basis of the statement received from investee party.

Specific valuation techniques used to value Unquoted equity shares (Fair Value) through OCI include - income approach (DCF), comparable companies approach and historical transaction method.

**(iv) Reconciliation Level 3 fair values**

The following table shows a reconciliation of opening balances to the closing balances for Level 3 fair values:

**(₹ in Lakhs)**

Particulars	FY 2022-23	FY 2021-22
Balance as at the beginning of the year	74,440.00	70,010.50
<b>Add:</b> Additional investment during the year	-	-
Add: Fair Value gain recognized in Other Comprehensive Income	2,191.92	4,429.50
<b>Less:</b> Fair Value loss recognized in Other Comprehensive Income	-	-
Balance as at the end of the year	76,631.92	74,440.00

**Note - 35****Financial instruments****(i) Financial instruments by category****(₹ in Lakhs)**

Particulars	31 March 2023			31 March 2022		
	FVTOCI	FVTPL	Amortised cost	FVTOCI	FVTPL	Amortised cost
<b>Financial assets</b>						
Investments - Equity Shares (Fair Value) through OCI	76,631.92	-	-	74,440.00	-	-
Investments - mutual funds	-	14,542.39	-	-	8,516.40	-
Trade receivables	-	-	36,764.50	-	-	38,597.75
Loans	-	-	8,657.42	-	-	7,378.90
Other financial assets	-	-	51,025.45	-	-	38,178.52
Cash and cash equivalents	-	-	6,348.03	-	-	2,981.13
Other bank balances	-	-	103,287.37	-	-	135,299.48
<b>Total financial assets</b>	<b>76,631.92</b>	<b>14,542.39</b>	<b>206,082.77</b>	<b>74,440.00</b>	<b>8,516.40</b>	<b>222,435.78</b>
<b>Financial liabilities</b>						
Trade payables	-	-	34,662.62	-	-	32,048.97
Security deposits and retentions	-	-	34,071.20	-	-	30,288.51
Lease Liabilities	-	-	1,888.08	-	-	372.15
Other financial liabilities (Others)	-	-	4,232.67	-	-	3,751.80
Capital creditors	-	-	1,611.93	-	-	1,023.46
<b>Total financial liabilities</b>	<b>-</b>	<b>-</b>	<b>76,466.50</b>	<b>-</b>	<b>-</b>	<b>67,484.89</b>

Investment in mutual funds are valued at fair value through P&amp;L at each Balance Sheet date.

Investment in other than subsidiaries, associates &amp; joint ventures and mutual funds are valued at fair value through OCI at each Balance Sheet date.

The carrying value of the amortised financial assets and liabilities approximate to the fair value on the respective reporting dates.

**(ii) Risk management**

The Group's activities expose it to market risk, liquidity risk and credit risk. The management has the overall responsibility for the establishment and oversight of the Group's risk management framework. This note explains the sources of risk which the entity is exposed to and how the entity manages the risk and the related impact in the financial statements.

**(A) Credit risk**

Credit risk is the risk that a counterparty fails to discharge its obligation to the Group. The Group's exposure to credit risk is influenced mainly by cash and cash equivalents, trade receivables and financial assets measured at amortised cost. The Group continuously monitors defaults of customers and other counterparties and incorporates this information into its credit risk controls.

**a) Credit risk management****i) Credit risk rating**

The Group assesses and manages credit risk of financial assets based on following categories arrived on the basis of assumptions, inputs and factors specific to the class of financial assets.

A: Low credit risk on financial reporting date

B: Moderate credit risk

C: High credit risk

The Group provides for expected credit loss based on the following:

Asset group	Basis of categorisation	Provision for expected credit loss
Low credit risk	Cash and cash equivalents, other bank balances, loans, trade receivables and other financial assets	12 month expected credit loss
Moderate credit risk	Trade receivables, loans and other financial assets	Life time expected credit loss or 12 month expected credit loss
High credit risk	Trade receivables	Life time expected credit loss or fully provided for

In respect of trade receivables, the Group recognises a provision for lifetime expected credit loss.

Based on business environment in which the Group operates, a default on a financial asset is considered when the counter party fails to make payments within the agreed time period as per contract. Loss rates reflecting defaults are based on actual credit loss experience and considering differences between current and historical economic conditions.

Assets are written off when there is no reasonable expectation of recovery, such as a debtor declaring bankruptcy or a litigation decided against the Company. The Company continues to engage with parties whose balances are written off and attempts to enforce repayment. Recoveries made are recognised in statement of profit and loss.

(₹ in Lakhs)

Credit rating	Particulars	31 March 2023	31 March 2022
A: Low credit risk	Cash and cash equivalents, other bank balances, loans, trade receivables and other financial assets	206,082.77	222,435.78
B: Moderate credit risk	Trade receivables, loans and other financial assets	4,869.69	4,857.32
C: High credit risk	Trade receivables	10,581.99	8,054.70



## ii) Concentration of trade receivables

The Group's exposure to credit risk for trade receivables is as follows -

(₹ in Lakhs)

Particulars	31 March 2023	31 March 2022
Chemical Fertilizer	3,822.64	2,101.95
Hydro Carbon	39,633.80	42,669.06
Infrastructure	4,234.68	3,356.52
Metallurgy	200.55	56.23
Power	30.24	48.05
Others	3,650.87	2,805.47
<b>Total</b>	<b>51,572.78</b>	<b>51,037.28</b>

## b) Credit risk exposure

## (i) Provision for expected credit losses

The Group provides for 12 month expected credit losses for following financial assets –

31 March 2023

(₹ in Lakhs)

Particulars	Estimated gross carrying amount at default	Expected credit losses	Carrying amount net of impairment provision
Cash and cash equivalents	6,348.03	-	6,348.03
Other bank balances	103,287.37	-	103,287.37
Loans	8,660.58	3.16	8,657.42
Other financial assets	51,665.69	640.24	51,025.45

31 March 2022

(₹ in Lakhs)

Particulars	Estimated gross carrying amount at default	Expected credit losses	Carrying amount net of impairment provision
Cash and cash equivalents	2,981.13	-	2,981.13
Other bank balances	135,299.48	-	135,299.48
Loans	7,382.06	3.16	7,378.90
Other financial assets	38,647.85	469.33	38,178.52

## (ii) Expected credit loss for trade receivables under simplified approach

As at 31 March 2023

(₹ in Lakhs)

Particulars	0 - 90 Days	90 - 180 Days	180 - 270 Days	270 - 360 Days	360 - 450 Days	450 - 540 Days
Gross carrying value	17,941.26	4,306.28	1,614.50	3,143.28	809.06	1,851.58
Expected credit loss (provision)	148.78	246.56	140.74	505.35	88.82	483.65
Carrying amount (net of impairment)	17,792.48	4,059.72	1,473.76	2,637.93	720.25	1,367.94

Particulars	540 - 630 Days	630 - 720 Days	720 - 1095 Days	>1095 days
Gross carrying value	2,569.38	427.14	3,760.92	15,149.37
Expected credit loss (provision)	971.93	147.72	1,492.76	10,581.99
Carrying amount (net of impairment)	1,597.45	279.42	2,268.17	4,567.38

As at 31 March 2022

(₹ in Lakhs)

Particulars	0 - 90 Days	90 - 180 Days	180 - 270 Days	270 - 360 Days	360 - 450 Days	450 - 540 Days
Gross carrying value	16,330.49	4,972.56	4,665.54	1,066.83	1,169.03	1,509.48
Expected credit loss (provision)	120.65	338.13	435.56	244.81	231.05	499.93
Carrying amount (net of impairment)	16,209.84	4,634.43	4,229.98	822.02	937.98	1,009.55

Particulars	540 - 630 Days	630 - 720 Days	720 - 1095 Days	>1095 days
Gross carrying value	1,416.20	1,196.96	6,363.71	12,346.49
Expected credit loss (provision)	451.64	362.46	1,700.60	8,054.70
Carrying amount (net of impairment)	964.56	834.50	4,663.11	4,291.79

## Reconciliation of loss provision – lifetime expected credit losses

(₹ in Lakhs)

Reconciliation of loss allowance	Loans	Other financial assets	Trade receivables
<b>Loss allowance as on 1 April 2021</b>	-	<b>584.12</b>	<b>14,320.57</b>
Impairment loss recognised/reversed during the year	3.16	(114.79)	(1,769.06)
Amounts written off	-	-	(111.98)
<b>Loss allowance as on 31 March 2022</b>	<b>3.16</b>	<b>469.33</b>	<b>12,439.53</b>
Impairment loss recognised/reversed during the year	-	170.91	2,482.93
Amounts written off	-	-	(114.18)
<b>Loss allowance as on 31 March 2023</b>	<b>3.16</b>	<b>640.24</b>	<b>14,808.28</b>

**(B) Liquidity risk**

Liquidity risk is the risk that the Group will encounter difficulty in meeting the obligations associated with its financial liabilities that are settled by delivering cash or another financial asset. The Group's approach to managing liquidity is to ensure as far as possible, that it will have sufficient liquidity to meet its liabilities when they are due.

Management monitors rolling forecasts of the liquidity position and cash and cash equivalents on the basis of expected cash flows. The Group takes into account the liquidity of the market in which the entity operates.

**Maturities of financial liabilities**

The tables below analyse the financial liabilities into relevant maturity groupings based on their contractual maturities.

(₹ in Lakhs)

31 March 2023	Less than 1 year	1 - 2 years	More than 2 years	Total
<b>Non-derivatives</b>				
Trade payable	34,662.62	-	-	34,662.62
Security deposits and retentions	33,843.39	185.43	82.40	34,111.22
Capital creditors	1,611.93	-	-	1,611.93
Other financial liabilities (Others)	4,232.67	-	-	4,232.67
<b>Total</b>	<b>74,350.61</b>	<b>185.43</b>	<b>82.40</b>	<b>74,618.44</b>

(₹ in Lakhs)

31 March 2022	Less than 1 year	1 - 2 years	More than 2 Years	Total
<b>Non-derivatives</b>				
Trade payable	32,048.97	-	-	32,048.97
Security deposits and retentions	30,156.68	43.33	113.81	30,313.82
Capital creditors	1,023.46	-	-	1,023.46
Other financial liabilities (Others)	3,751.80	-	-	3,751.80
<b>Total</b>	<b>66,980.91</b>	<b>43.33</b>	<b>113.81</b>	<b>67,138.05</b>

**(C) Market risk****(i) Foreign exchange risk**

The Group has international transactions and is exposed to foreign exchange risk arising from foreign currency transactions (imports and exports). Foreign exchange risk arises from future commercial transactions and recognised assets and liabilities denominated in a currency that is not the functional currency. The Group does not hedge its foreign exchange receivables/payables.

## Foreign currency risk exposure:

(₹ in Lakhs)

Particulars	Currency	31 March 2023	31 March 2022
Trade payables, security deposits and retentions	AED	372.73	268.59
	USD	434.39	9,893.11
	EURO	357.09	381.29
	GBP	462.92	436.35
	Others	10.29	89.92
Trade receivables and security deposits	AED	557.74	666.65
	USD	13,944.83	13,253.66
	EURO	108.23	102.19
	GBP	1.52	1.48
	Others	29.83	30.31
Cash and bank balance	AED	370.25	563.10
	USD	1.56	0.35
	GBP	27.77	27.67
	Others	144.00	151.44

## Sensitivity

The sensitivity of profit or loss to changes in the exchange rates arises mainly from foreign currency denominated financial instruments.

(₹ in Lakhs)

Particulars	Currency	Exchange rate increase by 1%		Exchange rate decrease by 1%	
		31 March 2023	31 March 2022	31 March 2023	31 March 2022
Trade payables, security deposits and retentions	AED	(3.73)	(2.69)	3.73	2.69
	USD	(4.34)	(98.93)	4.34	98.93
	EURO	(3.57)	(3.81)	3.57	3.81
	GBP	(4.63)	(4.36)	4.63	4.36
	Others	(0.10)	(0.90)	0.10	0.90
Trade receivables and security deposits	AED	5.58	6.67	(5.58)	(6.67)
	USD	139.45	132.54	(139.45)	(132.54)
	EURO	1.08	1.02	(1.08)	(1.02)
	GBP	0.02	0.01	(0.02)	(0.01)
	Others	0.30	0.30	(0.30)	(0.30)
Cash and bank balance	AED	3.70	5.63	(3.70)	(5.63)
	USD	0.02	-	(0.02)	-
	GBP	0.28	0.28	(0.28)	(0.28)
	Others	1.44	1.51	(1.44)	(1.51)



**(ii) Price risk**

The Group's exposure to price risk arises from investments held and classified as FVTPL. To manage the price risk arising from investments in mutual funds, the Group diversifies its portfolio of assets.

*Sensitivity analysis*

Profit or loss and equity is sensitive to higher/lower prices of instruments on the profit for the periods -

(₹ in Lakhs)

Particulars	31 March 2023	31 March 2022
<b>Price sensitivity</b>		
Price increase by (3 %)- FVTPL	436.27	255.49
Price decrease by (3 %)- FVTPL	(436.27)	(255.49)

**Note - 36****Capital management**

The Group's objectives when managing capital are:

- To ensure Group's ability to continue as a going concern, and
- To provide adequate return to shareholders

The Group manages its capital structure and makes adjustments to it in the light of changes in economic conditions and the risk characteristics of the underlying assets. In order to maintain or adjust the capital structure, the Group may adjust the amount of dividends paid to shareholders, return capital to shareholders or issue new shares.

The amounts managed as capital by the Group are summarised as follows:

(₹ in Lakhs)

	31 March 2023	31 March 2022
Equity share capital	28,102.13	28,102.13
Other equity	1,68,049.76	1,48,901.95

The Group has no outstanding debt as at the end of the respective years. Accordingly, the Group has nil capital gearing ratio as at 31 March 2023 and 31 March 2022.

**Note - 37****Dividends**

(₹ in Lakhs)

Nature	31 March 2023	31 March 2022
<b>Cash dividend on equity shares declared and paid</b>		
Final dividend for 31 March 2022 (₹1.00 per share) (previous year 31 March 2021: ₹ 0.60 per share)	5,620.42	3,372.25
Interim dividend for 31 March 2023 (₹2.00 per share) (previous year 31 March 2022: ₹ 2.00 per share)	11,240.85	11,240.85
<b>Total</b>	<b>16,861.27</b>	<b>14,613.10</b>

(₹ in Lakhs)

Proposed dividend on equity shares	31 March 2023	31 March 2022
Proposed Final dividend for 31 March 2023 (₹ 1.00 per share) (previous year 31 March 2022: ₹ 1.00 per share)	5,620.42	5,620.42
<b>Total</b>	<b>5,620.42</b>	<b>5,620.42</b>

Proposed dividend on equity shares are subject to approval at the annual general meeting and are not recognised as liability.

**Note - 38****Related party**

Particulars	Principal place of business	Ownership interests	Accounted on
Certification Engineers International Limited ("CEIL")	India	100%	Stated at cost as per the provisions of Ind AS 27 'Separate Financial Statements'
TEIL Projects Limited ("TEIL")	India	50%	
Ramagundam Fertilizers and Chemicals Limited ("RFCL")	India	26.00% (Previous year: 31 March 2022: 26.76%)	
LLC Bharat Energy Office ("BEO")	Russia	20%	

Sl. No.	Name of the Related Party	Nature of Relationship
1.	Certification Engineers International Limited ("CEIL")	Wholly owned subsidiary
2.	TEIL Projects Limited ("TEIL") – Under Liquidation	Joint venture company
3.	Ramagundam Fertilizers And Chemicals Limited ("RFCL")	Joint venture company
4.	Oil And Gas Exploration And Production Block No. CB-ONN-2010/8 *	Joint operation - Participating Interest 22.22%
5.	Oil And Gas Exploration And Production Block No. CB-ONN-2010/11 *	Joint operation - Participating Interest 23.53%
6.	LLC Bharat Energy Office ("BEO")	Associate company
7.	EIL Employees Gratuity Trust	Trust
8.	EIL Employees PF Trust	Trust
9.	EIL Employees DCS Trust	Trust
<b>10.</b>	<b>Directors/key management personnel(KMP)(31 March 2023)</b>	
	Smt. Vartika Shukla	Chairman & Managing Director
	Mr. Dheeraj Kumar Ojha	Director (Government Nominee) w.e.f 15.06.2022
	Mr. Deepak Mhaskey	Non-Official Independent Director
	Mr. Harishkumar Madhusudan Joshi	Non-Official Independent Director
	Dr. Prashant Vasanttrao Patil	Non-Official Independent Director
	Ms. Karuna Gopal Vartakavi	Non-Official Independent Director
	Mr. Ravi Shanker Prasad Singh	Non-Official Independent Director
	Mr. Jai Prakash Tomar	Non-Official Independent Director
	Mr. Ashok Kumar Kalra	Director (Human Resource)
	Mr. Sanjay Jindal	Director (Finance) w.e.f 10.06.2022, C.F.O w.e.f 20.06.2022
	Mr. Atul Gupta	Director (Commercial) w.e.f 16.08.2022
	Mr. Rajiv Agarwal	Director (Technical) w.e.f 26.09.2022
	Mr. Rajeev Gupta	Director (Projects) w.e.f 28.12.2022
	Mr. Suvendu Kumar Padhi	Company Secretary
	Mr. Rakesh Kumar Sabharwal	Ceased to be Director (Commercial) w.e.f. 01.06.2022
	Mr. Sanjeev Kumar Handa	Ceased to be Director (Project) w.e.f 01.10.2022
	Mr. Sunil Kumar	Ceased to be Director (Govt. Nominee) w.e.f. 12.12.2022
	Mr. M. Arulmurugan	Ceased to be Non-official Independent Director w.e.f. 12.07.2022
	Smt. Vartika Shukla	Ceased to be C.F.O w.e.f 20.06.2022
	Mr. V. John Paul	Director(CEIL )



Sl. No.	Name of the Related Party	Nature of Relationship
	Ms. Jayati Ghosh	Director (CEIL) w.e.f. 05.01.2023
	Ms. Anita Gurjar	Non-Official Independent Director till 20.10.2022
	Mr. Rajiv Ranjan	Chief Executive Officer, CEIL w.e.f. 15.03.2023
	Ms. P Nagini	Chief Financial Officer, CEIL w.e.f. 27.01.2023
	Mr. G Suresh	Chief Executive Officer, CEIL till 14.03.2023
	Mr. Inder Chawla	Chief Financial Officer, Ramagundam Fertilizers and Chemicals Ltd. (EIL Representative till 31.10.2022)
	Mr. Basant Kumar Das	Chief Financial Officer, CEIL till 26.01.2023
	Ms. Jaya Totlani	Company Secretary, CEIL
<b>11.</b>	<b>Directors/key management personnel (KMP) (31 March 2022)</b>	
	Smt. Vartika Shukla	Chairman & Managing Director w.e.f 1 September 2021 with Addl. Charge Director (Finance) w.e.f 1 July 2021, Director (Technical) w.e.f. 1 September 2021 and CFO w.e.f. 23 July 2021
	Mr. Sunil Kumar	Director (Government Nominee)
	Mr. B. N. Reddy	Director (Government Nominee) upto 15 September 2021
	Mr. M. Arulmurugan	Non-Official Independent Director
	Mr. Deepak Mhaskey	Non-Official Independent Director w.e.f. 12 November 2021
	Mr. Harishkumar Madhusudan Joshi	Non-Official Independent Director w.e.f. 12 November 2021
	Dr. Prashant Vasant Rao Patil	Non-Official Independent Director w.e.f. 13 November 2021
	Ms. Karuna Gopal Vartakavi	Non-Official Independent Director w.e.f. 13 November 2021
	Mr. Ravi Shanker Prasad Singh	Non-Official Independent Director w.e.f. 17 November 2021
	Mr. Jai Prakash Tomar	Non-Official Independent Director w.e.f. 17 November 2021
	Ms. Anita Gurjar	Non-Official Independent Director ,CEIL
	Mr. Om Prakash Mishra	Non-Official Independent Director ,CEIL upto 23 July 2021
	Mr. Rakesh Kumar Sabharwal	Director (Commercial) (Holding Addl. Charge of C&MD and CEO upto 31 August 2021)
	Mr. Sanjeev Kumar Handa	Director (Projects)
	Mr. Ashok Kumar Kalra	Director (Human Resource)
	Smt. Vartika Shukla	Director (Technical) upto 31 August 2021
	Mr. Sunil Bhatia	Director (Finance) and CFO upto 1 July 2021
	Mr. Sanjay Jindal	CFO, Engineers India Limited (From 1 July 2021 to 23 July 2021) Director (CEIL) w.e.f. 30 June 2021
	Mr. V. John Paul	Director (CEIL) w.e.f. 28 October 2021
	Mr. Amitabh Budhiraja	Director (CEIL) upto 30 September 2021
	Mr. Avneesh Sawhney	Director (CEIL) upto 30 September 2021
	Mr. G Suresh	Chief Executive Officer, CEIL
	Mr. Inder Chawla	CFO, Ramagundam Fertilizers and Chemicals Ltd. (EIL Representative)
	Mr. Basant Kumar Das	Chief Financial Officer, CEIL
	Mr. Suvendu Kumar Padhi	Company Secretary
	Ms. Jaya Totlani	Company Secretary, CEIL

\* These have been accounted for as joint operation in financial statements of the Group.

**Related party transactions****A. Transactions during the year**

(₹ in Lakhs)

Particulars	Year Ended	Joint Venture Companies	Associate Company	Joint Operations		EIL Employees Trust			Total
		RFCL	BEO	Block 2010-11	Block 2010-8	Gratuity Trust	PF Trust	DCS Trust	
Deputation of employees and reimbursement of expenses (at cost)	31 March 2023	382.96	-	-	-	-	-	-	382.96
	31 March 2022	438.53	-	-	-	-	-	-	438.53
Rendering of services and other transactions	31 March 2023	-	-	-	-	-	-	-	-
	31 March 2022	810.60	-	-	-	-	-	-	810.60
Equity contribution	31 March 2023	-	-	-	-	-	-	-	-
	31 March 2022	4,383.42	75.97	-	-	-	-	-	4,459.39
Equity /Capital Divestment	31 March 2023	-	-	-	-	-	-	-	-
	31 March 2022	-	-	-	-	-	-	-	-
(Reversal of Impairment)/ impairment in value of investment	31 March 2023	-	-	-	-	-	-	-	-
	31 March 2022	-	-	-	-	-	-	-	-
Survey cost, capital expenditure, impairment provision, other costs and dry well written off	31 March 2023	-	-	173.09	53.06	-	-	-	226.15
	31 March 2022	-	-	(3.87)	209.55	-	-	-	205.68
Office Maintenance/ Administrative Expenses	31 March 2023	-	(97.70)	-	-	-	-	-	(97.70)
	31 March 2022	-	-	-	-	-	-	-	-
Employers contribution	31 March 2023	-	-	-	-	144.37	7,923.23	6,747.56	14815.16
	31 March 2022	-	-	-	-	655.24	7,116.98	8,838.92	16611.14

**B. Balances during the year**

(₹ in Lakhs)

Particulars	As at	Joint Venture Companies	Associate Company	Joint Operations		EIL Employees Trust			Total
		RFCL	BEO	Block 2010-11	Block 2010-8	Gratuity Trust	PF Trust	DCS Trust	
Outstanding receivables/unbilled/ advances paid/ prepaid /deposits and other assets	31 March 2023	2443.04	-	9.66	1.83	-	-	-	2454.53
	31 March 2022	2,032.19	-	2.82	1.83	-	-	-	2,036.84



(₹ in Lakhs)

Particulars	As at	Joint Venture Companies	Associate Company	Joint Operations		EIL Employees Trust			Total
		RFCL	BEO	Block 2010-11	Block 2010-8	Gratuity Trust	PF Trust	DCS Trust	
Outstanding payable/retentions	31 March 2023	-	13.41	33.97	51.69	-	-	-	99.07
	31 March 2022	-	-	10.76	117.07	-	-	-	127.83
Intangible assets under development & PPE (net of impairment)	31 March 2023	-	-	185.80	-	-	-	-	185.80
	31 March 2022	-	-	31.05	-	-	-	-	31.05
Employers contribution Outstanding	31 March 2023	-	-	-	-	(392.59)	4,751.33	-	4358.74
	31 March 2022	-	-	-	-	144.37	2,652.44	-	2796.81

## C. Transactions and balances pertaining to KMP's

(₹ in Lakhs)

Particulars	31 March 2023	31 March 2022
<b>Transaction during the year</b>		
Remuneration/sitting fees#	508.75	464.77
Rent paid for residential accommodation	-	-
Interest income on loans given	0.24	0.11
<b>Balance as at year end</b>		
Outstanding loans, interest and other receivables	10.42	5.08

#This does not include the impact of provisions made on actuarial valuation of retirement benefits / long term benefit Schemes as the same are not separately ascertainable for individual directors.

Chief Executive Officer of CEIL is on deputation from Engineers India Limited (EIL) and the salary for which is paid by EIL. EIL raises monthly bills on the basis of man-hour cost as per agreement which are accounted for as professional charges, under the head "Manpower Services".

(₹ in Lakhs)

Particulars	31 March 2023	31 March 2022
Remuneration	82.91	71.89

## D. Loans to Specified persons

(₹ in Lakhs)

Particulars	31 March 2023		31 March 2022	
	Loans Outstanding	% of Total Loans	Loans Outstanding	% of Total Loans
Director	10.42	0.12%	5.08	0.07%
<b>Total</b>	<b>10.42</b>	<b>0.12%</b>	<b>5.08</b>	<b>0.07%</b>

## E. Defined benefit obligation for key management personnel

Funded

(₹ in Lakhs)

Defined benefit obligation for key management personnel related to Engineers India Limited						
	Gratuity (funded)		Leave encashment (funded)		Post-retirement medical benefits (funded)	
	31 March 2023	31 March 2022	31 March 2023	31 March 2022	31 March 2023	31 March 2022
Total defined benefit obligation	102.63	77.46	190.30	116.44	85.48	61.84

## Unfunded

(₹ in Lakhs)

Defined benefit obligation for key management personnel related to Engineers India Limited				
	Long service award (unfunded)		Other benefits on retirement (unfunded)	
	31 March 2023	31 March 2022	31 March 2023	31 March 2022
Total defined benefit obligation	0.20	0.04	2.36	1.82

(₹ in Lakhs)

Defined benefit obligation for key management personnel related to Certification Engineers International Limited (Other than CEO)						
	Gratuity (funded)		Leave encashment (unfunded)		Long service award (unfunded)	
	31 March 2023	31 March 2022	31 March 2023	31 March 2022	31 March 2023	31 March 2022
Total defined benefit obligation	13.94	10.05	22.92	25.80	0.59	0.71

**Note - 39****A. Lease***Group as a lessee*

The Group lease asset primarily consist of leases of lands, cars, office/residential premises and Computer Hardware. The Group assesses whether a contract contains a lease, at inception of a contract. A contract is, or contains, a lease if the contract conveys the right to control the use of an identified asset for a period of time in exchange for consideration.

At the date of commencement of the lease, the Group recognizes a right-of-use asset ("ROU") and a corresponding lease liability for all lease arrangements in which it is a lessee, except for leases with a term of twelve months or less (short-term leases) and low value leases.

Following are changes in the carrying value of right of use assets for the year ended 31 March 2023:

(₹ in Lakhs)

Particulars	Category of ROU asset				Total
	Land	Building	Vehicles	Computer Hardware	
Balance as of 1 April 2022	966.33	447.90	71.58	2.95	1,488.76
Additions	-	121.63	-	2,005.85	2,127.48
Depreciation	(13.53)	(184.25)	(68.01)	(382.19)	(647.98)
Deletion	-	(26.39)	-	-	(26.39)
Balance as of 31 March 2023	952.80	358.89	3.57	1,626.61	2,941.87

Following are changes in the carrying value of right of use assets for the year ended 31 March 2022:

(₹ in Lakhs)

Particulars	Category of ROU asset				Total
	Land	Building	Vehicles	Computer Hardware	
Balance as of 1 April 2021	979.86	405.08	156.17	-	1,541.12
Additions	-	203.73	-	3.22	206.95
Depreciation	(13.53)	(160.92)	(84.59)	(0.27)	(259.31)
Balance as of 31 March 2022	966.33	447.90	71.58	2.95	1,488.76



The aggregate depreciation expense on ROU assets is included under depreciation and amortization expense in the statement of Profit and Loss.

The following is the break-up of current and non-current lease liabilities:

(₹ in Lakhs)

Particulars	31 March 2023	31 March 2022
Current lease liabilities	600.01	242.04
Non-Current lease liabilities	1,288.07	130.11
<b>Total</b>	<b>1,888.08</b>	<b>372.15</b>

The following is the movement in lease liabilities:

(₹ in Lakhs)

Particulars	Year ended 31 March 2023	Year ended 31 March 2022
<b>Balance at the beginning</b>	<b>372.15</b>	<b>402.04</b>
Additions	2127.48	206.95
Finance cost accrued during the year	125.61	31.96
Deletion	(30.22)	-
Payment of lease liabilities	(706.94)	(268.80)
<b>Balance at the end</b>	<b>1,888.08</b>	<b>372.15</b>

The detail regarding the contractual maturities of lease liabilities on undiscounted basis is as follows:

(₹ in Lakhs)

Particulars	31 March 2023	31 March 2022
Less than one year	698.52	260.77
One year to two years	644.74	106.61
More than two years	756.44	29.10
<b>Total</b>	<b>2,099.70</b>	<b>396.48</b>

The Group does not face a significantly liquidity risk with regard to its lease liabilities as the current assets (including cash and bank balances) are sufficient to meet the obligations related to lease liabilities as and when they fall due.

During the year Group recognise as operating expenses of ₹ 556.49 Lakhs (previous year: ₹ 650.28 Lakhs) towards short term leases for certain office/residential premises and cars.

#### **Group as a lessor**

The Group has given certain office/residential premises on operating lease. During the year an amount of ₹ 1,758.82 Lakhs (including reimbursement of operating expenditure of ₹ 276.17 Lakhs) (previous year: ₹ 1,863.82 Lakhs (including reimbursement of operating expenditure of ₹ 346.95 Lakhs)) has been accounted for as rental income in respect of these operating leases.

The detail regarding the contractual maturities of lease payments to be received on undiscounted basis is as follows:

(₹ in Lakhs)

Particulars	31 March 2023	31 March 2022
Less than one year	190.30	1,226.06
One year to two years	-	131.99
More than two years	-	-
<b>Total</b>	<b>190.30</b>	<b>1,358.05</b>

## Note - 40

### • Contingent liabilities and commitments related to Engineers India Limited

#### A. Contingent Liabilities:

- a) Claims against the Parent Company not acknowledged as debt.
- Commercial claims including employee's claims pending in the Courts or lying with Arbitrators amounting to ₹ 26,255.60 Lakhs (Previous year 31 March 2022: ₹ 23,927.03 Lakhs).
  - During the year an amount of ₹ 381.97 Lakhs (previous year: ₹ 8.27 Lakhs) reduced from vendors invoices for 'delayed supply' on account of PRS in terms of provision of contract, for which credit note is yet to be received.
- b) (i) Parent Company has filed a Special Leave Petition (SLP) before Hon'ble Supreme Court against the dismissal of Writ appeal filed before Hon'ble Karnataka High Court against VAT Assessment Order of Deputy Commissioner of commercial Taxes dated 29<sup>th</sup> July 2016 levying tax of ₹ 4,540.02 Lakhs (including interest) (Previous year 31<sup>st</sup> March 2022: ₹ 4,302.29 Lakhs (including interest)) for the financial year 2009-10.
- (ii) Parent Company has filed a Special Leave Petition (SLP) before Hon'ble Supreme Court against the dismissal of Writ appeal filed before Hon'ble Karnataka High Court against the VAT Assessment Order of Deputy Commissioner of commercial Taxes dated 14<sup>th</sup> March 2017 levying tax of ₹ 36,492.56 Lakhs (including interest) (Previous year 31<sup>st</sup> March 2022: ₹ 34,512.56 Lakhs (including interest)) for the financial year 2010-11.
- (iii) Parent Company has filed a Special Leave Petition (SLP) before Hon'ble Supreme Court against the dismissal of Writ appeal filed before Hon'ble Karnataka High Court against the VAT Assessment Order of Deputy Commissioner of commercial Taxes dated 25<sup>th</sup> March 2019 levying tax of ₹ 790.48 Lakhs (including interest) (Previous year 31<sup>st</sup> March 2022: ₹ 739.08 lakhs) for the financial year 2013-14.
- (iv) Parent Company has filed writ petition before Hon'ble Karnataka High Court against the Proposition Notice issued by Assistant Commissioner of Commercial Taxes dated 21 February 2019 for the financial year 2014-15. The Hon'ble Karnataka High Court vide order dated 25 April 2019 issued directions to commercial tax department not to enforce demand order without leave of the court. However the company received demand order dated 30<sup>th</sup> March 2019 levying tax of ₹ 991.66 Lakhs (including interest) (Previous year 31 March 2022: ₹ 923.43 Lakhs (including interest)) on 2<sup>nd</sup> May 2019.
- (v) Parent Company has filed writ petition before Hon'ble Karnataka High Court against the VAT Assessment Order of Deputy Commissioner of Commercial Taxes dated 30<sup>th</sup> September 2020 levying tax of ₹ 717.55 Lakhs (including interest) (Previous year 31 March 2022 : ₹ 664.32 Lakhs(including interest)) for the financial year 2015-16.
- (vi) Parent Company has filed writ petition before Hon'ble Karnataka High Court against the VAT Assessment Order of Deputy Commissioner of Commercial Taxes dated 27 April 2021 levying tax of ₹ 60.39 Lakhs (including interest) (previous year 31 March 2022: ₹ 54.97 (including interest)) for the financial year 2016-17.
- In terms of the contract(s) entered into with the client, the liability as referred to in S.no. (i) to (vi) above shall be reimbursed by the client whenever, it reaches to its finality.
- vii) Parent Company has filed a writ petition before Hon'ble Andhra Pradesh High Court against the VAT Assessment Order of Assistant Commissioner (CT) dated 26<sup>th</sup> June 2018 levying tax of ₹ 291.94 Lakhs (including interest)(previous year 31 March 2022: ₹ 273.93 Lakhs (including interest))for the period April 2014 to June 2017.
- viii) Parent Company has filed a writ petition before Hon'ble Andhra Pradesh High Court against the Penalty Notice of Assistant Commissioner (CT) dated 14<sup>th</sup> May 2019 levying penalty of ₹ 150.14 Lakhs (Previous year 31 March 2022: ₹ 150.14 Lakhs) for the period April 2014 to June 2017.
- xi) Parent Company has filed appeal before Joint Commissioner (Appeals) against the VAT Assessment Order of Deputy Commissioner of commercial Taxes dated 30<sup>th</sup> July 2022 levying tax of ₹ 15.77 Lakhs (including interest) (previous year 31<sup>st</sup> March 2022: NIL) for the period April 2017 to June 2017.
- x) Parent Company has filed appeal before CESTAT against the Service Tax demand order of Commissioner (Appeals-II) dated 22<sup>nd</sup> November 2022 levying tax of ₹ 3.71 Lakhs (including interest) (previous year 31<sup>st</sup> March 2022: ₹ 3.52 lakhs (including Interest)) for the financial year 2016-17 and ₹ 3.95 Lakhs (including interest) (previous year 31<sup>st</sup> March 2022: ₹ 3.75 lakhs (including interest)) for the period April 2017 to June, 2017.

In respect of above contingent liabilities, it is not probable to estimate the timing of cash outflow, if any, pending the resolution of Arbitration/Appellate/Court/assessment proceedings.





**B. Commitments:**

- a) Property, plant and equipment – estimated amount of contracts remaining to be executed on capital account (net of advances) and not provided for amount to ₹ 4,141.41 Lakhs (inclusive of taxes wherever applicable) (previous year 31 March 2022: ₹ 4,343.66 Lakhs (inclusive of taxes wherever applicable)).
- b) Owned Investment Property – estimated amount of contracts remaining to be executed on capital account (net of advances) and not provided for amount to Nil (previous year 31 March 2022 ; Nil).
- c) The Company's estimated share in work programmes committed under production sharing contract and Field development plan in respect of oil & gas exploration blocks as on 31 March 2023 is ₹ 3,878.77 Lakhs (previous year 31 March 2022: ₹ 3,963.49 Lakhs).
- d) The amount towards subscription of right issue of 1,25,73,627 equity shares in Numaligarh Refinery Limited of ₹ 10 per share at a price of ₹ 110 per equity share amounting of ₹ 13,830.99 lakhs as approved by the Board of Directors in the meeting held on 20.03.2023 (Previous Year 31 March 2022 : Nil).

• **Contingent liabilities and commitments related to Certificaton Engineers International Limited ('CEIL')**

**A. Contingent liabilities:**

- a) Income Tax assessments have been completed up to the assessment year 2020-2021. Tax liability, if any, in respect of pending assessment for subsequent assessment years up to assessment year 2020-21 cannot be ascertained. Due taxes on self-assessment basis have been paid.
- b) CEIL has filed an application for rectification (u/s 154) of processing mistakes amounting to ₹ 63.24 Lakhs (inclusive of interest) (Previous Year 31 March 2022 ₹ 63.24 Lakhs (inclusive of interest) in intimation u/s 143(1) for the assessment year 2016-17.
- c) CEIL has filed an application for rectification (u/s 154) of processing mistakes amounting to ₹ 124.37 Lakhs (inclusive of interest) (Previous Year 31 March 2022 ₹ 124.37 Lakhs) as wrongly shown in computation sheet attached with the Assessment Order u/s 147 r.w.s 144 read with section 144B dated 30.03.2022 for the assessment year 2015-16 .
- d) CEIL has received a demand of ₹ 7.17 lakh (previous year 31 March 2022: NIL) in intimation u/s 143(1) for assessment year 2021-22 from Income Tax department. The company is disagreeing with demand and is in process of filing reply against the demand order.
- e) CEIL has filed an appeal against a demand of service tax of ₹ 1,333.88 Lakhs (inclusive of interest and penalty) (Previous Year 31 March 2022 ₹ 1,130.41 Lakhs (inclusive of interest and penalty)) by Commissioner of Service Tax issued on 20 January 2016 covering the period from April 2004 to March 2013 before Customs, Excise and Service Tax Appellate Tribunal (CESTAT), Mumbai. Pre-deposit of ₹ 19.20 Lakhs had been deposited by the company on 13.04.2016.

**B. Commitments:**

- a) Estimated amount of contracts remaining to be executed on capital account (net of advances) and not provided in accounts Nil (previous year 31 March 2022: Nil).
- b) Estimated amount of Corporate Social Responsibility commitment is ₹ 13.61 lakhs(Previous Year 31 March 2022 : ₹ 25.32 lakhs)

**Note - 41**

- a) Guarantees issued by the banks and outstanding as on 31 March, 2023: ₹ 59,223.87 Lakhs, inclusive of Expired BG of ₹ 2.70 Lakhs of CEIL (previous year 31 March 2022: ₹ 61,356.81 Lakhs, inclusive of Expired BG of ₹ 9.19 Lakhs of CEIL), against which a provision of ₹ 51,172.43 Lakhs (previous year 31 March 2022 : ₹ 46,658.52 Lakhs) has been made in the books towards liability for performance guarantees/warranties.
- b) Corporate Guarantees issued by the Company on its behalf for contractual performance and outstanding as on 31March, 2023: ₹ 617.19 Lakhs (previous year 31 March 2022: ₹ 6,263.25 Lakhs).

**Note - 42****Land and buildings**

- i) Land and Buildings includes ₹ 0.07 Lakhs (previous years: 31 March 2022: ₹ 0.07 Lakhs) being amount invested as share money in Cooperative Housing Societies as detailed below:

Twintowers Premises Cooperative Society Limited, Mumbai	10 ordinary shares of ₹ 50 each fully paid.
Gardenview Premises Cooperative Society Limited, Mumbai	10 ordinary shares of ₹ 50 each fully paid.
Heera Panna Towers Cooperative Housing Society Limited, Vadodara	10 ordinary shares of ₹ 50 each fully paid.
Suflam Cooperative Housing Society Limited, Ahmedabad	8 ordinary shares of ₹ 250 each fully paid
Darshan Co-operative Society Limited, Vadodara	80 ordinary shares of ₹ 50 each fully paid

- ii) Additional Regulatory Information with respect to Title Deeds of Immovable properties

For the following Land and Buildings, title deed/property card/mutations etc is yet to be executed in the favour of the Parent Company:

Relevant line item in the Balance sheet	Description of item of property	Gross carrying value (Cost) (₹ in Lakhs)	WDV (₹ in Lakhs)	Title deeds held in the name of	Whether title deed holder is promoter, director or relative of promoter/director or employee of promoter/director	Property held since which date	Status with respect to the documents available in the name of the company
PPE	Two Flats at Viman Nagar, Pune	8.45	2.03	Engineers India Limited	-	02-08-1991	The following building documents are available: a) Sale Deed b) Agreement Matter has been taken up continuously with Konark Nagar society for issue of property card.
PPE	Six Flats in Andheri East, Mumbai	9.93	0.16	Engineers India Limited	-	29-12-1977	In this regard, following documents are available with company: 1) Registered sale agreement 2) Share certificate issued by Andheri Garden View Co-Op Housing Society Ltd. The matter is being followed with the society for issuing property card.

The fees for property card/mutation etc. for above properties, being not ascertainable has not been provided for.

Further, one of the properties consisting of plot measuring 6,826.95 square meters with three Buildings, comprising of 84 flats at Gokuldham, Goregaon (East), Mumbai. 4,297.34 square meter of area only is in the Parent Company's possession. The Parent Company has initiated action by filing an application for eviction under the Public Premises (Eviction of Unauthorised Occupants) Act 1971 and related proceedings under MLRC are in progress. The said property is partially presented as property, plant and equipment and partially as investment property.

## Note - 43

### Useful life of assets

i) The useful life and depreciation rates for fixed assets in terms of the Accounting Policy defined are as below :

Sl. No.	Particulars	Rates (%age)	Useful Life (Years)	Sl. No.	Particulars	Rates (%age)	Useful Life (Years)
1.	<b>Land Freehold</b>	Nil	Perpetual	4.	<b>Plant and Machinery</b>		
2.	<b>Land Leasehold</b>	Over a lease period except for perpetual lease Nil percentage	Over a lease period except for perpetual lease Nil percentage		Plant and Machinery	8.0	12
					Laboratory Equipment	9.6	10
					Storage Tank	6.0	16
3.	<b>Building</b>			5.	<b>Furniture and Fixtures, Office and Construction Equipment</b>		
	Office Building	2.4	40		Furniture and Fixtures	9.6	10
	R&D Centre, Gurgaon	4.0	24		Chairs	16.0	6
	Window/Split AC	15.84	6		Office Equipment	19.2	5
	AC Central Plant	6.5	15		Construction Equipment	12.0	8
	Lifts	6.5	15	6.	<b>Computer Software/ Hardware</b>		
	Electric Power Sub Station	9.6	10		PC/Laptop/Printer	32.43	3
	Invertors	19.2	5		Server, LAN and Networking Components	19.45	5
	Solar photovoltaic modules	9.6	10		Projector, Video Conference Equipments	19.20	5
	Solar power conditioning system	9.6	10		Software*	33.33	3
	Tube well and Pumps	19	5	7.	<b>Vehicles</b>	13.75	7
	Fire Alarm System	6.52	15	8.	<b>Library Books</b>	100	1
	Fire Fighting System	9.5	10				
	Chilling Plant	9.6	10				
	Rain Harvesting System	19.20	5				
	Building Management System	6.5	15				
	Hydraulic Access Control System	6.5	15				
	Roads	9.6	10				
	External Lighting	9.6	10				

\* Software individually costing up to ₹ 5.00 Lakhs is fully amortized during the year of its acquisition.

ii) The Capital work in progress comprises cost of Property Plant and Equipment and Investment Property that are not yet ready for their intended use at the balance sheet date, the details of which are as under :

(₹ in Lakhs)

Particulars	31 March 2023	31 March 2022
Capital expenditure incurred/Capital Assets acquired, but not yet ready for use at balance sheet date	2,591.70	622.95
<b>Total</b>	<b>2591.70</b>	<b>622.95</b>

Capital work-in-progress ageing schedule for the year ended March 31, 2023 is as follows:

(₹ in Lakhs)

Particulars	Amount in CWIP for a period of				Total
	Less than 1 year	1-2 years	2-3 years	More Than 3 years	
Projects in progress	2,284.53	307.17	-	-	2,591.70
<b>Total</b>	<b>2,284.53</b>	<b>307.17</b>	-	-	<b>2,591.70</b>

Capital work-in-progress ageing schedule for the year ended March 31, 2022 is as follows:

(₹ in Lakhs)

Particulars	Amount in CWIP for a period of				Total
	Less than 1 year	1-2 years	2-3 years	More Than 3 years	
Projects in progress	536.54	86.41	-	-	622.95
<b>Total</b>	<b>536.54</b>	<b>86.41</b>	-	-	<b>622.95</b>

#### Note - 44

Intangible assets under development ageing schedule for the year ended March 31, 2023 is as follows:

(₹ in Lakhs)

Particulars	Amount in CWIP for a period of				Total
	Less than 1 year	1-2 years	2-3 years	More Than 3 years	
Intangible assets under development (Exploration and evaluation assets)	18.37	57.89	48.82	2362.92	2,488.00
Less: Provision for Impairment					(2,488.00)
<b>Total</b>					<b>-</b>

Intangible assets under development ageing schedule for the year ended March 31, 2022 is as follows:

(₹ in Lakhs)

Particulars	Amount in CWIP for a period of				Total
	Less than 1 year	1-2 years	2-3 years	More Than 3 years	
Intangible assets under development (Exploration and evaluation assets)	61.54	50.18	1,101.62	1,833.94	3,047.28
Less: Provision for Impairment					(3,016.26)
<b>Total</b>					<b>31.02</b>

#### Note - 45

The details of revenue are as below:

(₹ in Lakhs)

Particulars	31 March 2023	31 March 2022
Revenue from Operations	3,33,014.03	2,91,277.96
Other Income	16,435.52	12,993.95
<b>Total Revenue</b>	<b>3,49,449.55</b>	<b>3,04,271.91</b>

**Note - 46****Disaggregate revenue**

The table below presents disaggregated revenues from contracts with customers disaggregated by nature of services and primary geographical region of Parent company. The Parent Company believe that this disaggregation best depicts how the nature, amount, timing and uncertainty of revenues and cash flows are affected by economic factors.

(₹ in Lakhs)

Particulars	31 March 2023	31 March 2022
<b>Revenue by nature of services</b>		
Consultancy and engineering projects	1,46,429.55	1,45,750.27
Turnkey projects	1,86,584.48	1,41,289.63
<b>Total</b>	<b>3,33,014.03</b>	<b>2,87,039.90</b>
<b>Revenues by geographical region</b>		
<b>India: (A)</b>	<b>3,09,339.70</b>	<b>2,58,500.90</b>
<b>Overseas: (B)</b>		
Nigeria	14,374.09	22,497.78
Mongolia	4,827.63	3,703.24
United Arab Emirates (UAE)	3,527.45	2,242.68
Guyana	465.46	-
Bahrain	190.66	37.03
Others	289.04	58.27
<b>Total (B)</b>	<b>23,674.33</b>	<b>28,539.00</b>
<b>Total (A+B)</b>	<b>3,33,014.03</b>	<b>2,87,039.90</b>

**Trade receivables and Contract Balances of Parent Company**

The following table provides information about Trade receivable, Contract assets and Contract Liabilities from Contract with Customers:

(₹ in Lakhs)

Particulars	31 March 2023	31 March 2022
Trade Receivables (Note No. 14) – Net of Allowance for expected credit losses	35,294.02	37,102.61
Contract Assets ( Unbilled Revenue) (Note No. 9 B) – Net of Allowance for expected credit losses	45,721.17	36,067.80
Contract Liabilities ( Income Received in Advance) (Note No. 21 B)	65,604.58	70,057.61
Advance received from clients (Note No. 21 A and 21 B)	9,614.70	10,879.00

The Group classifies the right to consideration in exchange for deliverables as either a receivable or as unbilled revenue.

A receivable is a right to consideration that is unconditional upon passage of time. Trade receivable and unbilled revenue are presented net of impairment in the Balance Sheet.

Revenues in excess of Invoicing is recorded as unbilled revenue (contract assets) and is classified as a financial asset. Revenue recognition for Lump sum services and Turnkey contracts is based on percentage of completion method based on cost progress. Invoicing to the clients is based on milestones as defined in the contract. Revenue from Cost plus and rate plus jobs are recognized when the related services are performed and revenue from the end of the last invoicing to the reporting date is recognized as unbilled revenue.

Invoicing in excess of earnings are classified as Income received in advance (contract liabilities) and is classified as other current liabilities.

**Disclosure related to Engineers India Limited (Parent Company)**

During the year ended 31 March 2023 and 31 March 2022, ₹ 21,607.98 Lakhs and ₹ 19,348.88 Lakhs of Contract assets (unbilled revenue) as of 1 April 2022 and 1 April 2021 respectively has been reclassified to Trade receivables upon billing to customers.

During the year ended 31 March 2023 and 31 March 2022, the company recognized revenue of ₹ 48,054.68 Lakhs and ₹ 60,393.94 Lakhs arising from opening Contract liabilities (Income Received in Advance) as of 1 April 2022 and 1 April 2021 respectively.

During the year ended March 31, 2023, the company recognized revenue of Nil (previous year : Nil) from obligations satisfied in previous periods.

#### Remaining performance obligations of Parent Company

The remaining performance obligation disclosure provides the aggregate amount of the transaction price yet to be recognized at the end of the reporting period and an explanation as to when the Group expects to recognize these amounts in revenue. Performance obligation estimates are subject to change and are affected by several factors, including termination, changes in the scope of work, adjustment for revenue that has not materialized, and adjustments for currency.

The aggregate value of performance obligations that are completely or partially unsatisfied as of 31 March 2023 is ₹ 7,69,455.91 Lakhs. Out of this, the Company expects to recognize revenue of around 46% within the next one year and the remaining thereafter. The aggregate value of performance obligations that are completely or partially unsatisfied as of 31 March 2022 was ₹ 7,65,496.53 Lakhs.

The revenue recognised with the contracted price of Parent Company is as follows:

(₹ in Lakhs)

Particulars	31 March 2023	31 March 2022
<b>Contracted price</b>	<b>3,36,776.16</b>	<b>2,94,162.81</b>
Reduction towards variable consideration components*	8,400.20	7,122.91
<b>Revenue recognised</b>	<b>3,28,375.96</b>	<b>2,87,039.90</b>

\* The reduction towards variable consideration comprises of price reduction.

#### Types of warranties and related obligations

The Parent company is executing consultancy and engineering services and turnkey contracts. The Parent company is providing provision for estimated liabilities on account of guarantees and warranties etc. in respect of consultancy and engineering services and turnkey contracts executed by the Parent Company. The said obligation covers performance as well as defect liability period defined in the respective contracts.

For turnkey contracts, the estimated liability on account of contractual obligations is provided at 1% of revenue recognized based on risk assessment made by the management. For consultancy and engineering services contracts the estimated liability on account of contractual obligations is provided as per assessment of probable liability made by the management based on liability clauses in respective contracts.

#### Disclosure related to Certification Engineers International Limited ('CEIL')

The following table provides information about Trade receivable, Contract assets and Contract Liabilities from Contract with Customers:

(₹ in Lakhs)

Particulars	31 March 2023	31 March 2022
<b>Trade Receivables – Net of Allowance for expected credit losses</b>	<b>1,662.21</b>	<b>1,527.64</b>
Contract Assets ( Unbilled Revenue)	750.81	627.16
Contract Liabilities ( Income Received in Advance)	11.97	26.72
<b>Contract Liabilities ( Advance from Customers)</b>	<b>145.22</b>	<b>98.00</b>

During the year ended March 31, 2023, ₹ 396.40 Lakhs of unbilled revenue as of April 1, 2022 (Previous year ₹ 600.51 Lakhs) has been reclassified to Trade receivables by CEIL upon billing to customers.

During the year ended March 31, 2023, CEIL recognized revenue of ₹ 26.72 Lakhs arising from opening unearned revenue as of April 1, 2022 (Previous year ₹ 124.69 Lakhs)

During the year ended March 31, 2023, CEIL recognised revenue of Nil ((Previous year 31 March 2022 : ₹ 7.82 Lakhs) from obligations satisfied in previous periods.

#### Remaining performance obligations of CEIL

The remaining performance obligation disclosure provides the aggregate amount of the transaction price yet to be recognized at the end of the reporting period and an explanation as to when CEIL expects to recognize these amounts in revenue. Performance obligation estimates are subject to change and are affected by several factors, including termination, changes in the scope of work, adjustment for revenue that has not materialized, and adjustments for currency.

The aggregate value of performance obligations that are completely or partially unsatisfied as of 31 March 2023 is ₹ 5,662.02 Lakhs (Previous year ₹ 5,606.35 Lakhs). Out of this, the CEIL expects to recognize revenue of around 75 % within the next one year and the remaining thereafter.



## Note - 47

### Brief description of the Group's joint ventures

#### a) **TEIL Projects Limited ('TEIL')**

A joint venture with Tata Projects Limited was formed in the financial year 2008-09 for pursuing projects on engineering procurement and construction basis (EPC Projects) in selected sectors such as oil and gas, fertilizers, steel, railways, power and infrastructure.

TEIL has been formed in this regard having its Registered Office at New Delhi has an Authorized capital of ₹ 1,500 Lakhs (Previous year 31 March 2022: ₹ 1,500 lakhs) and Issued, Subscribed and Paid-up capital of ₹ 1,100 lakhs (Previous year 31 March 2022: ₹ 1,100 lakhs).

Of the issued, subscribed and paid-up capital, 5,500,000 shares of ₹ 10 each fully paid-up amounting ₹ 550.00 lakhs (previous year: 31 March 2022 ₹ 550.00 lakhs) are held by the Company, being 50% of paid-up capital of TEIL.

In the financial year 2015-16, it was decided to wind up TEIL and in this regard liquidator has already been appointed on 29 July 2016 and liquidation proceedings are in progress as per provisions of Companies Act.

Till 31 March 2021, the Company's share of negative 'other equity' of ₹ 541.61 Lakhs has been accounted for as impairment in value of investment.

During the current financial year 2022-23, TEIL had a net loss of Nil.

During the year 2020-21, ₹ 8.39 lakhs towards final distribution of remaining funds of TEIL on account of return of Share capital of company has been received by the company.

#### b) **Ramagundam Fertilizers and Chemicals Limited ('RFCL')**

The Company has, along with National Fertilizers Limited (NFL) and Fertilizer Corporation of India Limited (FCIL) incorporated a joint venture for setting up and operation of a gas based urea and ammonia complex in February 2015 namely Ramagundam Fertilizers and Chemicals Limited ('RFCL') having registered office in Delhi.

The Company has Authorized share capital of ₹ 200,000 Lakhs (previous year: 31 March 2022: ₹ 200,000 Lakhs) consisting 20,000 Lakhs (Previous year: 31 March 2022: 20,000 Lakhs) equity shares of face value of ₹ 10 each.

The Shareholding of the RFCL, on the finalisation of project cost and requirement of equity for funding the project cost shall be in the following proportion:

Engineers India Limited (EIL): 26%

National Fertilizers Limited (NFL): 26%

The Fertilizer Corporation of India Limited (FCIL): 11%

State Government of Telangana: 11%

GAIL (India) Limited: 14.30%

HT Ramagundam A/s: 3.90%

Danish Agribusiness Fund IK/S: 3.90%

Investment Fund for Developing Countries: 3.90%

RFCL has entered into concession agreement with FCIL on 23 March 2016 towards award of rights and concession to the RFCL in regard to facility area (Lease hold land admeasuring approximately 1284 acre) for financing, designing, engineering, procurement, construction, development, operation and maintenance of the project.

In terms of Shareholders agreement (SHA), FCIL is to be issued equity shares equal to 11% of equity portion of the capital expenditure of the project. During the Financial year 2020-21 project cost estimate was revised to ₹ 6,33,816.00 Lakhs to be funded through equity of ₹ 1,89,025.00 Lakhs and accordingly total equity issuance to FCIL based on revised project cost is ₹ 20,793 Lakhs.

The paid up capital by Joint Venture Partners as on 31 March 2023 is as under:

(in Lakhs)

Shareholder	31 March 2023		31 March 2022	
	No. of Shares held of face value of ₹ 10 each	Paid up Share Capital	No. of Shares held of face value of ₹ 10 each	Paid up Share Capital
EIL	4,914.62	₹ 49,146.24	4,914.62	₹ 49,146.24
NFL	4,914.62	₹ 49,146.24	4,914.62	₹ 49,146.24
FCIL	2,079.36	₹ 20,793.64	2,079.36	₹ 20,793.64
State Government of Telangana	2,079.26	₹ 20,792.64	1,540.47	₹ 15,404.74
GAIL (India) Limited	2,703.04	₹ 27,030.43	2,703.04	₹ 27,030.43
Others	2,211.60	₹ 22,115.81	2,211.60	₹ 22,115.81
<b>Total</b>	<b>18,902.50</b>	<b>₹ 1,89,025.00</b>	<b>18,363.71</b>	<b>₹ 1,83,637.10</b>

Summarised financial information for Joint Venture is set out below:

(₹ in Lakhs)

Particulars	31 March 2023	31 March 2022
Cash and cash equivalents	23,792.87	337.15
Other Current assets	1,19,453.80	94,071.84
<b>Total Current assets (A)</b>	<b>1,43,246.67</b>	<b>94,408.99</b>
<b>Non-current assets (B)</b>	<b>5,65,451.17</b>	<b>5,88,759.03</b>
Current financial liabilities(excluding trade payables and provisions)	54,249.75	1,03,884.25
Trade payables and provisions	1,71,411.14	68,111.87
Other Current liabilities	1,067.62	448.24
<b>Total Current liabilities (C)</b>	<b>2,26,728.51</b>	<b>1,72,444.36</b>
Non current financial liabilities(excluding trade payables and provisions)	3,76,733.73	4,11,749.50
Other Non current liabilities	2,796.52	2,800.23
<b>Total Non-current liabilities (D)</b>	<b>3,79,530.25</b>	<b>4,14,549.73</b>
<b>Net assets (A+B-C-D)</b>	<b>1,02,439.08</b>	<b>96,173.73</b>
<b>Net Assets recognised in consolidated financial statements</b>	<b>26,633.90</b>	<b>25,741.09</b>
Capital Expenditure during the year	4,483.80	20,353.12
Right of use Assets addition during the year	178.27	356.88
Capital Work in Progress	695.38	211.79

Summarised Statement of profit and loss

(₹ in Lakhs)

Particulars	31 March 2023	31 March 2022
Revenue from operations	4,56,989.06	1,52,763.03
Interest income	822.32	91.15
Other income	822.93	2,530.42
<b>Total revenue (A)</b>	<b>4,58,634.31</b>	<b>1,55,384.60</b>
Depreciation and Amortization	29,018.19	28,767.12
Interest Expenses	45,320.59	36,351.75
Other expense	3,82,852.24	1,94,058.28
<b>Total expenses (B)</b>	<b>4,57,191.02</b>	<b>2,59,177.15</b>
Profit before tax (C = A-B)	1,443.29	(1,03,792.55)
Tax expense (D)	583.45	(27,815.74)
<b>Profit/(Loss) for the year (E = C-D)</b>	<b>859.84</b>	<b>(75,976.81)</b>
Other comprehensive income (F)	19.44	40.30
<b>Total comprehensive income (E+F)</b>	<b>879.28</b>	<b>(75,936.50)</b>



**c) LLC Bharat Energy Office ('BEO') –Associate Company**

During the financial year 2021-22, the Company along with ONGC Videsh Singapore Pte. Ltd., GAIL (India) Limited, IOCL Singapore Pte. Ltd. and Oil India International Pte. Ltd. having participating interest of 20% each has incorporated a Limited Liability Company namely LLC Bharat Energy Office in Russia to facilitate liaising with the Russian petroleum industry and to monitor the existing investments.

During the financial year 2021-22, company has contributed its 20% contribution amounting to ₹ 75.97 Lakhs.

Till financial year ended 31 March 2023, the Company had incurred losses to the tune of RU 1,15,82,000 (Previous year 31 March 2022 : RU 28,17,000) of which the, the Company's share is RU 23,16,400 (equivalent Indian ₹ 25.94 Lakhs) ((Previous Year 31 March 2022: RU 5,63,400 (equivalent Indian ₹ 5.58 Lakhs))).

**Note - 48****Employee benefits****Disclosure related to Engineers India Limited (Parent Company)****Defined Contribution Plan**

The amount recognized as an expense in defined contribution plan is as under:

(₹ in Lakhs)

Particulars	31 March 2023	31 March 2022
Contributory Provident Fund and Employees' Pension Scheme, 1995*	9,326.31	8,090.88
Employees Defined Contributory Superannuation Scheme	5,721.84	6,352.56

\* The employee benefit of PF is administered through a separate EIL Employees Provident Fund Trust. Out of the investments made by PF Trust in the past, some issuers of securities have defaulted in interest payments and / or principal repayments. Company, as principal employer under the Provident fund regulations has to make good the loss in value of these investments. The above includes ₹ 3,144.20 Lakhs (previous year ended 31 March 2022: ₹ 2,248.62 Lakhs) towards provident fund expenditure for impairment on account of Provident Fund Trust investment.

In respect of Provident Fund, the Company has a separate irrevocable PF Trust, managing the Provident Fund accumulation of employees. In this regard, Actuarial valuation as on 31 March, 2023 was carried out by the Actuary to find out value of Projected Benefit Obligation arising due to interest rate guarantee by the Company towards Provident Fund. In terms of said valuation the Company has no liability towards interest rate guarantee as on 31 March 2023 and 31 March 2022.

**The details of fund obligations are given below**

(₹ in Lakhs)

Particulars	31 March 2023	31 March 2022
Present value of obligation	1,84,650.88	1,74,484.41

**Defined Benefit Plan**

Company is having the following Defined Benefit Plans:

- Gratuity (Funded)
- Leave encashment (Funded)
- Post-Retirement Medical Benefits (Funded)
- Long Service Awards (Unfunded)
- Other benefits on Retirement (Unfunded)

**Risks associated with plan provisions**

Risks associated with the plan provisions are actuarial risks. These risks are: (i) Investment risk, (ii) interest risk (discount rate risk), (iii) mortality risk and (iv) salary risk.

Investment risk	If Plan is funded then assets liabilities mismatch & actual investment return on assets lower than the discount rate assumed at the last valuation date can impact the liability.
Interest risk (discount rate risk)	Reduction in discount rate in subsequent valuations can increase the plan's liability.
Mortality risk	Actual deaths & disability cases proving lower or higher than assumed in the valuation can impact the liabilities.
Salary risk	Actual salary increases will increase the Plan's liability. Increase in salary increase rate assumption in future valuations will also increase the liability.
Medical expense inflation risk	Increase in actual medical cost per retiree will increase the Plan's liability. Increase in medical Cost per Retiree rate assumption will also increase the liability.
Cash allowance variation risk	Actual award cost increases will increase the Plan's liability. Increase in award cost increase rate assumption in future valuations will also increase the liability.

**Disclosures related to funded obligations****a) The amounts recognized in the balance sheet**

(₹ in Lakhs)

	Gratuity (funded)		Leave encashment (funded)		Post-retirement medical benefits (funded)	
	31 March 2023	31 March 2022	31 March 2023	31 March 2022	31 March 2023	31 March 2022
Present value of obligations as at the end of year	21,764.45	22,018.03	30,107.25	27,831.85	29,775.35	27,265.05
Fair value of plan assets as at the end of the year	22,157.04	21,873.66	27,117.16	25,579.83	26,160.69	24,567.33
Funded status	392.59	(144.37)	(2,990.09)	(2,252.02)	(3,614.66)	(2,697.72)
<b>Net (asset)/liability recognized in balance sheet</b>	<b>(392.59)</b>	<b>144.37</b>	<b>2,990.09</b>	<b>2,252.02</b>	<b>3,614.66</b>	<b>2,697.72</b>

**b) Expenses recognized in statement of profit and loss**

(₹ in Lakhs)

	Gratuity (funded)		Leave encashment (funded)		Post-retirement medical benefits (funded)	
	31 March 2023	31 March 2022	31 March 2023	31 March 2022	31 March 2023	31 March 2022
Current service cost	1,154.01	1,223.56	3,081.62	3,142.63	517.17	444.33
Past service cost	-	-	-	-	-	-
Interest cost on defined benefit obligation	1,589.70	1,481.65	2,009.45	1,749.68	1,968.53	1,700.89
Interest income on plan assets	(1,579.28)	(1,437.09)	(1,846.86)	(1,476.94)	(1,773.76)	(1,607.44)
Re-measurements	-	-	(254.28)	(1,163.49)	-	-
<b>Expenses recognized in statement of profit and loss</b>	<b>1,164.43</b>	<b>1,268.12</b>	<b>2,989.93</b>	<b>2,251.88</b>	<b>711.94</b>	<b>537.78</b>

**c) Expenses recognized in Other comprehensive income**

(₹ in Lakhs)

	Gratuity (funded)		Leave encashment (funded)		Post-retirement medical benefits (funded)	
	31 March 2023	31 March 2022	31 March 2023	31 March 2022	31 March 2023	31 March 2022
Return on plan assets	(53.63)	(118.85)	-	-	(110.81)	(228.54)
Actuarial (gains)/loss	(1,498.80)	(1,003.82)	-	-	3,013.53	2,388.47
<b>Expenses recognized in other comprehensive income</b>	<b>(1,552.43)</b>	<b>(1,122.67)</b>	<b>-</b>	<b>-</b>	<b>2,902.72</b>	<b>2,159.93</b>



## d) Reconciliation of opening and closing balances of defined benefit obligation

(₹ in Lakhs)

	Gratuity (funded)		Leave encashment (funded)		Post-retirement medical benefits (funded)	
	31 March 2023	31 March 2022	31 March 2023	31 March 2022	31 March 2023	31 March 2022
Present value of obligations as at beginning of year	22,018.03	21,788.93	27,831.85	25,730.58	27,265.05	25,013.13
Interest cost	1,589.70	1,481.65	2,009.45	1,749.68	1,968.53	1,700.89
Current service cost	1,154.01	1,223.56	3,081.62	3,142.63	517.17	444.33
Actuarial (gains)/losses arising from						
Changes in demographic assumptions	-	-	-	-	-	-
Changes in financial assumptions	(285.20)	(793.48)	(274.58)	(1,022.45)	(497.23)	(1,311.31)
Experience adjustments	(1,213.59)	(210.34)	122.41	126.05	3,510.76	3,699.79
Past service cost	-	-	-	-	-	-
Benefits paid	(1,498.50)	(1,472.29)	(2,663.50)	(1,894.64)	(2,988.93)	(2,281.78)
Benefits paid directly by employer	-	-	-	-	-	-
<b>Present value of obligations as at end of year</b>	<b>21,764.45</b>	<b>22,018.03</b>	<b>30,107.25</b>	<b>27,831.85</b>	<b>29,775.35</b>	<b>27,265.05</b>

## e) Reconciliation of opening and closing balances of fair value of plan assets

(₹ in Lakhs)

	Gratuity (funded)		Leave encashment (funded)		Post-retirement medical benefits (funded)	
	31 March 2023	31 March 2022	31 March 2023	31 March 2022	31 March 2023	31 March 2022
Fair value of plan assets as on beginning of year	21,873.66	21,133.69	25,579.83	21,719.78	24,567.33	23,638.82
Interest income	1,579.28	1,437.09	1,846.86	1,476.94	1,773.76	1,607.44
Re-measurement gain/(loss) – return on plan assets excluding amounts included in net interest expense	53.63	118.85	102.10	267.09	110.81	228.54
Contributions from the employer	148.97	656.32	2,251.87	4,010.66	2,697.72	1,374.31
Received from Fund for Benefits paid directly by employer through provision	-	-	-	-	-	-
Benefits paid	(1,498.50)	(1,472.29)	(2,663.50)	(1,894.64)	(2,988.93)	(2,281.78)
<b>Fair value of plan assets at the end of year</b>	<b>22,157.04</b>	<b>21,873.66</b>	<b>27,117.16</b>	<b>25,579.83</b>	<b>26,160.69</b>	<b>24,567.33</b>

## f) Actuarial Assumptions

	Gratuity (funded)		Leave encashment (funded)		Post-retirement medical benefits (funded)	
	31 March 2023	31 March 2022	31 March 2023	31 March 2022	31 March 2023	31 March 2022
Discount rate	7.38%	7.22%	7.38%	7.22%	7.38%	7.22%
Expected rate of future salary increase	9.00%	9.00%	9.00%	9.00%	-	-
Increase in compensation levels	-	-	-	-	8.50%	8.50%
Retirement age	60 years	60 years	60 years	60 years	-	-

Mortality rates inclusive of provision for disability -100% of IALM (2012 - 14).

## g) Maturity profile of defined benefit obligation

(₹ in Lakhs)

	Gratuity (funded)		Leave encashment (funded)		Post-retirement medical benefits (funded)	
	31 March 2023	31 March 2022	31 March 2023	31 March 2022	31 March 2023	31 March 2022
Weighted average of the defined benefit obligation	12.49 years	13.20 years	12.56 years	13.20 years	12.94 years	13.20 years
Duration of defined benefit obligation						
Duration (years)						
1	2,288.79	2,165.62	2,662.21	2,345.43	3,195.84	2,614.66
2	1,653.51	1,769.02	2,066.27	1,988.91	3,510.04	2,843.28
3	1,403.03	1,523.12	1,826.86	1,742.46	3,736.44	2,996.71
4	1,254.88	1,295.06	1,714.28	1,576.95	3,932.84	3,123.00
5	1,259.28	1,161.69	1,716.50	1,479.95	4,134.51	3,250.64
Above 5	13,904.96	14,103.52	20,121.13	18,698.15	11,265.68	12,436.76
<b>Total</b>	<b>21,764.45</b>	<b>22,018.03</b>	<b>30,107.25</b>	<b>27,831.85</b>	<b>29,775.35</b>	<b>27,265.05</b>
Duration of defined benefit payments						
Duration (years)						
1	2,394.76	2,261.42	2,758.70	2,449.19	3,296.76	2,692.22
2	1,839.89	2,013.54	2,299.17	2,263.82	3,720.64	3,103.29
3	1,676.39	1,889.68	2,182.80	2,161.80	4,198.27	3,466.99
4	1,610.03	1,751.34	2,199.45	2,132.54	4,684.08	3,829.89
5	1,734.92	1,712.36	2,364.82	2,181.49	5,219.73	4,225.60
Above 5	3,904.42	41,423.39	42,496.00	38,905.48	94,795.58	75,981.38
<b>Total</b>	<b>48,300.41</b>	<b>51,051.73</b>	<b>54,300.94</b>	<b>50,094.32</b>	<b>1,15,915.06</b>	<b>93,299.37</b>

## h) Major Categories of Plan Assets (as percentage of total plan assets)

	Gratuity (funded)		Leave encashment (funded)		Post-retirement medical benefits (funded)	
	31 March 2023	31 March 2022	31 March 2023	31 March 2022	31 March 2023	31 March 2022
Fund managed by insurer	100%	100%	100%	100%	100%	100%

## i) Sensitivity analysis

Sensitivity analysis in respect of gratuity						
Particulars	Change in Assumption		Increase in defined benefit obligation		Decrease in defined benefit obligation	
	31 March 2023	31 March 2022	31 March 2023	31 March 2022	31 March 2023	31 March 2022
Increase/(Decrease) in discount rate	+/-1%	+/-1%	1,902.76	1,901.57	1639.55	1,762.07
Expected rate of future salary increase	+/-1%	+/-1%	184.78	260.23	222.77	282.38

(₹ in Lakhs)

Sensitivity analysis in respect of leave encashment						
Particulars	Change in Assumption		Increase in defined benefit obligation		Decrease in defined benefit obligation	
	31 March 2023	31 March 2022	31 March 2023	31 March 2022	31 March 2023	31 March 2022
Increase/(Decrease) in discount rate	+/-1%	+/-1%	2,093.00	1,928.24	1,965.42	1,778.74
Expected rate of future salary increase	+/-1%	+/-1%	2,074.70	1,918.09	1,946.77	1,764.32

(₹ in Lakhs)

Sensitivity analysis in respect of post-retirement medical benefits						
Particulars	Change in Assumption		Increase in defined benefit obligation		Decrease in defined benefit obligation	
	31 March 2023	31 March 2022	31 March 2023	31 March 2022	31 March 2023	31 March 2022
Increase/(Decrease) in discount rate	+/-1%	+/-1%	4,414.90	3,887.20	3,496.93	3,078.95
Expected rate of future salary increase	+/-1%	+/-1%	3,778.78	3,327.12	3,016.24	2,655.72

*\*Changes in Defined benefit obligation due to 1% Increase/Decrease in Mortality Rate, if all other assumptions remain constant is negligible.*

The sensitivity analysis presented above may not be representative of the actual change in the defined benefit obligation as it is unlikely that the change in assumptions would occur in isolation of one another as some of the assumptions may be correlated.

Furthermore, in presenting the above sensitivity analysis, the present value of the defined obligation has been calculated using the projected unit credit method at the end of the report period, which is the same as that applied in calculating the defined benefit obligation liability recognised in the statement of financial position.

There is no change in the method of the valuation for the prior period. For change in assumption please refer to table (f) above, where assumptions for prior period are given.

#### Disclosures related to unfunded obligations

##### a) The amounts recognized in the balance sheet

(₹ in Lakhs)

	Long service award (unfunded)		Other benefits on retirement (unfunded)	
	31 March 2023	31 March 2022	31 March 2023	31 March 2022
Present value of obligations as at the end of year	121.51	126.78	245.22	246.29
Net (asset)/liability recognized in balance sheet	121.51	126.78	245.22	246.29

##### b) Expenses recognized in statement of profit and loss

(₹ in Lakhs)

	Long service award (unfunded)		Other benefits on retirement (unfunded)	
	31 March 2023	31 March 2022	31 March 2023	31 March 2022
Current service cost	8.58	9.28	12.78	13.08
Past Service Cost	-	-	-	-
Interest cost	9.15	8.21	17.78	17.12
Re-measurements	(2.63)	(0.89)	-	-
<b>Expenses recognized in statement of profit and loss</b>	<b>15.10</b>	<b>16.60</b>	<b>30.56</b>	<b>30.20</b>

## c) Expenses recognized in other comprehensive income (₹ in Lakhs)

	Long service award (unfunded)		Other benefits on retirement (unfunded)	
	31 March 2023	31 March 2022	31 March 2023	31 March 2022
Return on plan assets	-	-	-	-
Actuarial (gains)/losses	-	-	(9.21)	(10.59)
Expenses recognized in other comprehensive income	-	-	(9.21)	(10.59)

## d) Reconciliation of opening and closing balances of defined benefit obligation (₹ in Lakhs)

	Long service award (unfunded)		Other benefits on retirement (unfunded)	
	31 March 2023	31 March 2022	31 March 2023	31 March 2022
Present value of obligations as at beginning of year	126.78	120.71	246.29	251.77
Interest cost	9.15	8.21	17.78	17.12
Current service cost	8.58	9.28	12.78	13.08
Actuarial (gains)/losses arising from				
Changes in demographic assumptions	-	-	-	-
Changes in financial assumptions	(1.05)	(2.90)	(3.43)	(8.59)
Experience adjustments	(1.57)	2.01	(5.78)	(2.00)
Past service cost, including losses/(gains) on Curtailments	-	-	-	-
Benefits paid	(20.38)	(10.53)	(22.42)	(25.09)
<b>Present value of obligations as at end of year</b>	<b>121.51</b>	<b>126.78</b>	<b>245.22</b>	<b>246.29</b>

## e) Actuarial Assumptions

	Long service award (unfunded)		Other benefits on retirement (unfunded)	
	31 March 2023	31 March 2022	31 March 2023	31 March 2022
Discount rate	7.38%	7.22%	7.38%	7.22%
Increase in compensation levels	-	-	5.00%	5.00%

Mortality rates inclusive of provision for disability -100% of IALM (2012 - 14).

## f) Maturity profile of defined benefit obligation (₹ in Lakhs)

	Long service award (unfunded)		Other benefits on retirement (unfunded)	
	31 March 2023	31 March 2022	31 March 2023	31 March 2022
Weighted average of the defined benefit obligation	12.94 years	13.18 years	12.94 years	13.18 years
Duration of defined benefit obligation				
Duration (years)				
1	26.49	24.68	24.61	22.16
2	24.64	23.42	22.64	19.06
3	17.12	16.61	19.47	15.32
4	10.42	10.31	16.99	12.49
5	9.33	9.42	14.84	10.20
Above 5	33.51	42.34	146.67	167.06
<b>Total</b>	<b>121.51</b>	<b>126.78</b>	<b>245.22</b>	<b>246.29</b>



(₹ in Lakhs)

	Long service award (unfunded)		Other benefits on retirement (unfunded)	
	31 March 2023	31 March 2022	31 March 2023	31 March 2022
Duration of defined benefit payments				
Duration (years)				
1	27.32	25.42	25.38	22.82
2	26.12	25.57	22.88	20.81
3	19.24	19.22	19.88	17.72
4	12.41	12.64	17.53	15.32
5	11.78	12.25	15.92	13.64
Above 5	102.95	109.27	650.56	546.49
<b>Total</b>	<b>199.82</b>	<b>204.37</b>	<b>752.15</b>	<b>636.80</b>

## g) Sensitivity analysis

(₹ in Lakhs)

Sensitivity analysis in respect of long service award						
Particulars	Change in Assumption		Increase in defined benefit obligation		Decrease in defined benefit obligation	
	31 March 2023	31 March 2022	31 March 2023	31 March 2022	31 March 2023	31 March 2022
Increase/(Decrease) in discount rate	+/-1%	+/-1%	6.91	7.11	6.31	6.48

(₹ in Lakhs)

Sensitivity analysis in respect of other benefits of retirement						
Particulars	Change in Assumption		Increase in defined benefit obligation		Decrease in defined benefit obligation	
	31 March 2023	31 March 2022	31 March 2023	31 March 2022	31 March 2023	31 March 2022
Increase/(Decrease) in discount rate	+/-1%	+/-1%	22.05	20.65	21.44	18.45
Expected rate of future salary increase	+/-1%	+/-1%	22.02	20.53	21.13	18.34

**\*Changes in Defined benefit obligation due to 1 % Increase/Decrease in Mortality Rate, if all other assumptions remain constant is negligible.**

The sensitivity analysis presented above may not be representative of the actual change in the defined benefit obligation as it is unlikely that the change in assumptions would occur in isolation of one another as some of the assumptions may be correlated.

Furthermore, in presenting the above sensitivity analysis, the present value of the defined obligation has been calculated using the projected unit credit method at the end of the report period, which is the same as that applied in calculating the defined benefit obligation liability recognised in the statement of financial position.

There is no change in the method of the valuation for the prior period. For change in assumption please refer to table (e) above, where assumptions for prior period, if applicable, are given.

**Disclosure related to Certification Engineers International Limited ('CEIL')****Defined contribution plan**

The amount recognized as an expense in defined contribution plan is as under:

(₹ in Lakhs)

Particulars	31 March 2023	31 March 2022
Contributory Provident Fund and Employees' Pension Scheme, 1995	116.71	119.06
Contributory National Pension System (NPS)	80.57	74.80

**Defined Benefit Plan**

Defined Benefit Plans are as follows:

- Gratuity (funded)
- Leave encashment (unfunded)
- Long service awards (unfunded)

In this regard, actuarial valuation as on 31 March 2023 was carried out by actuary in respect of all three plans, and the details are as under:

**Risks associated with plan provisions**

Inherent risk	The plan is of a final salary defined benefit in nature which is sponsored by the CEIL and hence it underwrites all the risks pertaining to the plan. In particular, there is a risk for the CEIL that any adverse salary growth or demographic experience or inadequate returns on underlying plan assets can result in an increase in cost of providing these benefits to employees in future. Since the benefits are lump sum in nature the plan is not subject to any longevity risks
---------------	---

**Disclosures related to funded/unfunded obligations****a) The amounts recognized in the balance sheet**

(₹ in Lakhs)

Particulars	Gratuity (funded)		Leave encashment (unfunded)		Long service awards (unfunded)	
	31 March 2023	31 March 2022	31 March 2023	31 March 2022	31 March 2023	31 March 2022
Present value of obligations as at the end of year	462.75	440.12	891.55	834.13	26.32	25.18
Fair value of plan assets as at the end of the year	478.22	452.95	-	-	-	-
Amount Not Recognised due to asset limit	-	-	-	-	-	-
Funded status	(15.46)	(12.83)	(891.55)	(834.13)	(26.32)	(25.18)
<b>Net (asset)/liability recognized in balance sheet</b>	<b>(15.46)</b>	<b>(12.83)</b>	<b>(891.55)</b>	<b>(834.13)</b>	<b>(25.18)</b>	<b>(25.18)</b>

**b) Expenses recognized in statement of profit and loss**

(₹ in Lakhs)

Particulars	Gratuity (funded)		Leave encashment (unfunded)		Long service awards (unfunded)	
	31 March 2023	31 March 2022	31 March 2023	31 March 2022	31 March 2023	31 March 2022
Current service cost	7.14	10.20	126.80	108.58	2.15	2.10
Past service cost	-	-	-	-	-	-
Interest on net benefit asset/liability	(1.30)	(0.50)	58.02	45.19	1.60	1.66
Re-measurements gains/losses	-	-	(53.70)	147.41	1.95	(1.51)
<b>Expenses recognized in statement of profit and loss</b>	<b>5.84</b>	<b>9.70</b>	<b>131.12</b>	<b>301.18</b>	<b>5.70</b>	<b>2.25</b>





## c) Expenses recognized in Other comprehensive income

(₹ in Lakhs)

Particulars	Gratuity (funded)		Leave encashment (unfunded)		Long service awards (unfunded)	
	31 March 2023	31 March 2022	31 March 2023	31 March 2022	31 March 2023	31 March 2022
Actuarial (gains)/loss	-	-	-	-	-	-
Change in financial assumption	(11.01)	(20.09)	-	-	-	-
Change in demographic assumption	-	(6.28)	-	-	-	-
Experience adjustments	(0.87)	5.27	-	-	-	-
Actual return on plan assets	4.28	1.58	-	-	-	-
Adjustments to recognise the effect of asset ceiling	-	-	-	-	-	-
<b>Expenses recognized in other comprehensive income</b>	<b>(13.74)</b>	<b>(19.52)</b>	-	-	-	-

## d) Reconciliation of opening and closing balances of defined benefit obligation

(₹ in Lakhs)

Particulars	Gratuity (funded)		Leave encashment (unfunded)		Long service awards (unfunded)	
	31 March 2023	31 March 2022	31 March 2023	31 March 2022	31 March 2023	31 March 2022
Present value of obligations as at beginning of year	440.12	427.43	834.13	665.47	25.18	25.93
Interest cost	31.72	29.50	58.02	45.19	2.15	2.10
Current service cost	7.14	10.20	126.80	108.58	1.60	1.66
Past service cost	-	-	-	-	-	-
Actuarial (gain)/loss on obligations	(11.01)	(21.11)	(53.70)	147.41	1.95	(1.51)
Benefit paid	(4.35)	(5.90)	(73.69)	(132.52)	(4.55)	(3.00)
<b>Present value of obligations as at end of year</b>	<b>462.75</b>	<b>440.12</b>	<b>891.55</b>	<b>834.13</b>	<b>26.32</b>	<b>25.18</b>

## e) Reconciliation of opening and closing balances of fair value of plan assets

(₹ in Lakhs)

Particulars	Gratuity (funded)		Leave encashment (unfunded)		Long service awards (unfunded)	
	31 March 2023	31 March 2022	31 March 2023	31 March 2022	31 March 2023	31 March 2022
Fair value of plan assets as on beginning of year	452.95	429.62	-	-	-	-
Interest on plan assets	33.02	30.00	-	-	-	-
Re-measurements due to actual return on plan assets less interest on plan assets	(4.28)	(1.58)	-	-	-	-
Contributions	0.87	0.81	-	-	-	-
Benefits paid	(4.35)	(5.90)	-	-	-	-
<b>Fair value of plan assets at the end of year</b>	<b>478.22</b>	<b>452.95</b>	-	-	-	-

## f) Actuarial Assumptions

Particulars	Gratuity (funded)		Leave encashment (unfunded)		Long service awards (unfunded)	
	31 March 2023	31 March 2022	31 March 2023	31 March 2022	31 March 2023	31 March 2022
Discount rate	7.50 %	7.30 %	7.50 %	7.30 %	7.50 %	7.30 %
Expected rate of future salary increase	9.00%	9.00%	9.00%	9.00%	9.00%	9.00%
Retirement age	60 years	60 years	60 years	60 years	60 years	60 years

4) Mortality rates inclusive of provision for disability -100% of IALM (2012 –14)

5) Rates of leaving service at specimen ages are as shown below:-

Age (Years)	Rates (p.a.)
21 – 30	0%
31 – 40	1.24%
41 – 50	0.42%
51 – 59	0%

6) Leaving service due to disability is included in the provision made for all causes of leaving service (paragraph 5 above).

## g) Maturity profile of defined benefit obligation

(₹ in Lakhs)

Particulars	Gratuity (funded)		Leave encashment (Earned leave) (unfunded)		Leave encashment (Half Pay Leave) (unfunded)		Long service awards (unfunded)	
	31 March 2023	31 March 2022	31 March 2023	31 March 2022	31 March 2023	31 March 2022	31 March 2023	31 March 2022
Weighted average of the defined benefit obligation	11.89 Years	12.87 Years	8.10 Years	8.40 Years	6.44 Years	6.85 Years	4.55 Years	4.09 Years
Duration of defined benefit obligation								
Duration (years)								
1	11.60	11.30	54.66	50.14	31.39	28.63	8.52	6.65
2	5.32	4.76	50.87	46.06	30.54	27.79	0.82	3.13
3	5.64	4.96	51.43	46.49	30.26	27.53	3.03	0.77
4	5.92	5.27	51.97	47.02	29.99	27.29	1.00	2.78
5	25.55	5.57	53.37	47.55	37.36	27.05	5.90	0.94
6	43.59	25.01	76.36	48.89	29.45	33.69	2.90	5.58
7	6.79	41.73	50.74	72.27	26.75	26.69	0.48	2.66
8	118.50	6.42	106.55	45.95	33.96	24.08	2.40	0.45
9	81.31	115.85	85.86	101.79	29.74	30.13	0.90	2.19
<b>Above 10</b>	<b>950.69</b>	<b>1,029.92</b>	<b>700.02</b>	<b>687.06</b>	<b>190.75</b>	<b>209.46</b>	<b>10.49</b>	<b>10.64</b>

**h) Major Categories of Plan Assets (as percentage of total plan assets)**

Particulars	Gratuity (funded)		Leave encashment (unfunded)		Long service awards (unfunded)	
	31 March 2023	31 March 2022	31 March 2023	31 March 2022	31 March 2023	31 March 2022
Fund managed by insurer	100%	100%	-	-	-	-

**i) Sensitivity analysis Gratuity (funded)**

Particulars	Discount rate		Salary escalation rate	
	31 March 2023	31 March 2022	31 March 2023	31 March 2022
Impact of increase in 50 bps on defined benefit obligation	(5.73%)	(6.18%)	0.69%	0.79%
Impact of decrease in 50 bps on defined benefit obligation	6.18%	6.70%	(0.67%)	(0.81%)

**Leave encashment (Earned Leave) (unfunded)**

Particulars	Discount rate		Salary escalation rate	
	31 March 2023	31 March 2022	31 March 2023	31 March 2022
Impact of increase in 50 bps on defined benefit obligation	(3.93%)	(4.07%)	4.15%	4.25%
Impact of decrease in 50 bps on defined benefit obligation	4.18%	4.34%	(3.89%)	(4.02%)

**Leave encashment (Half Pay Leave) (Unfunded)**

Particulars	Discount rate		Salary escalation rate	
	31 March 2023	31 March 2022	31 March 2023	31 March 2022
Impact of increase in 50 bps on defined benefit obligation	(3.13%)	(3.33%)	3.24%	3.45%
Impact of decrease in 50 bps on defined benefit obligation	3.31%	3.52%	(3.11%)	(3.30%)

**Long service awards (unfunded)**

Particulars	Discount rate		Salary escalation rate	
	31 March 2023	31 March 2022	31 March 2023	31 March 2022
Impact of increase in 50 bps on defined benefit obligation	(2.22%)	(1.98%)	(2.40%)	(2.14%)
Impact of decrease in 50 bps on defined benefit obligation	2.31%	2.07%	1.62%	1.51%

**Note - 49**

The Group has entered into Production Sharing Contracts with Government of India along with other partners for Exploration and Production of Oil and Gas. The Group is a non-operator and is having following participating interest in the ventures. The Group would share Expense/Income/Assets/Liabilities of the ventures on the basis of its percentage in the production sharing contracts. The detail of the Group's interest in blocks is as under:

Block No.	Participating Interest*
CB-ONN-2010/11	23.53%
CB-ONN-2010/08	22.22%

Based on audited financial statements of Block No. CB-ONN-2010/08 and unaudited available information for CB-ONN-2010/11 the revenue expenditure and capital expenditure has been accounted for in financial statements is as follows:-

(₹ in Lakhs)

Particular	31 March 2023	31 March 2022
Revenue expenditure(net) #	35.66	86.25
Provision for impairment of Oil Blocks	34.24	57.89
Capital expenditure	190.48	61.54

\* The original participating interest in production sharing contract of Group in both blocks is 20% each. In Block No. CB-ONN-2010/08 and CB-ONN-2010/11 one of the consortium members has defaulted in its obligation towards cash calls. The Group along with other partners has acquired the share of defaulted partner in proportion to their original participating interest and the share of company is 22.22% and 23.53% in the blocks CB-ONN-2010/08 and CB-ONN-2010/11 respectively.

# Includes Income from E&P Assets amounting of ₹ 6.23 lakhs (previous year : Nil)

#### Quantitative Disclosure:

##### a. Crude Oil- Block CB-ONN-2010/11 (EIL Share @23.53%)

Particulars	Opening Stock		Production		Sales		Closing Stock	
	Qty. (MT)	Value (₹ in Lakhs)	Qty. (MT)	Value* (₹ in Lakhs)	Qty. (MT)	Value (₹ in Lakhs)	Qty. (MT)	Value (₹ in Lakhs)
Year ended 31st March, 2023	-	-	3.94	-	-	-	3.94	6.23
Year ended 31st March, 2022	-	-	-	-	-	-	-	-

\*Production value not provided by Operator

##### b. Net Quantity of Company's Interest in Proved Reserves and Proved Developed Reserves

##### Block CB-ONN-2010/11, Gujarat, India (EIL Share @23.53%)

Particulars	Proved Reserves		Proved Developed Reserves	
	2022-23	2021-22	2022-23	2021-22
Crude Oil (in MT)				
Beginning of the year	-	-	-	-
Additions (₹ in Lakhs)	1982.40	-	1982.40	-
Deletion (₹ in Lakhs)	-	-	-	-
Production (₹ in Lakhs)	3.94	-	3.94	-
Closing Balance (₹ in Lakhs)	1978.46	-	1978.46	-

#### Notes :

- (i) The company is Non-operating partner in E&P blocks for which reserves are disclosed.
- (ii) The initial oil and gas reserves assessment was made through respective operator of E&P Blocks. The year end oil reserves are estimated based on information obtained from operator.
- (iii) E&P blocks are assessed individually for impairment.

**Note - 50****Segment reporting**

In line with Indian Accounting Standard (Ind AS 108) "Operating Segments", the Group has (segmented) identified its business activity into two business segment i.e. Consultancy and Engineering Projects and Turnkey Projects, taking into account the organizational structure and internal reporting system as well as different risk and rewards of these segments. Segment results are given below:

(₹ in Lakhs)

Particulars	31 March 2023	31 March 2022
<b>Segment revenue</b>		
Consultancy and engineering projects	1,46,429.55	1,49,988.33
Turnkey projects	1,86,584.48	1,41,289.63
<b>Total</b>	<b>3,33,014.03</b>	<b>2,91,277.96</b>
<b>Segment profit</b>		
Consultancy and engineering projects	39,447.45	42,001.93
Turnkey projects	5,211.04	3,565.61
<b>Total (a)</b>	<b>44,658.49</b>	<b>45,567.54</b>
Interest	150.35	95.52
Other un-allocable expenditure *	16,392.24	13,519.49
<b>Total (b)</b>	<b>16,542.59</b>	<b>13,615.01</b>
<b>Other income (c)</b>	16,435.52	12,993.95
<b>Profit before tax (a-b+c)</b>	<b>44,551.42</b>	<b>44,946.48</b>
Income Tax Expense	10,127.96	10,657.54
<b>Profit after Tax</b>	<b>34,423.46</b>	<b>34,288.94</b>
Less: Share of Loss in joint venture/Associates entities	203.20	(20,336.97)
<b>Profit for the Year</b>	<b>34,626.66</b>	<b>13,951.97</b>
<b>Capital employed**</b>	<b>1,96,151.89</b>	<b>1,77,004.08</b>

\*Includes ₹ 3,144.20 Lakhs (previous year: ₹ 2,248.62 Lakhs) towards provident fund liability/provision for impairment on account of Provident Fund Trust investment.

\*\*Property Plant and Equipment and other assets used in the Company's business or segment liabilities contracted have not been identified to any of the reportable segments, as these assets and support services are used interchangeably between segments. Accordingly, no disclosure relating to total segment assets and liabilities has been made and capital employed has been presented.

**Geographical information with respect to segment revenue of Parent Company**

(₹ in Lakhs)

Country Name	Consultancy and engineering projects		Turnkey projects	
	31 March 2023	31 March 2022	31 March 2023	31 March 2022
India	1,18,117.15	1,17,211.27	1,86,584.48	1,41,289.63
Nigeria	14,374.09	22,497.78	-	-
Mongolia	4,827.63	3,703.24	-	-
United Arab Emirates (UAE)	3,527.45	2,242.68	-	-
Guyana	465.46	-	-	-
Baharin	190.66	37.03	-	-
Others	289.04	58.27	-	-
<b>Total</b>	<b>1,41,791.48</b>	<b>1,45,750.27</b>	<b>1,86,584.48</b>	<b>1,41,289.63</b>

### Segment revenue with major customers of Parent Company

During the year 31 March 2023, ₹38,940.54 Lakhs (previous year 31 March 2022: ₹73,741.02 Lakhs) of the Company's revenues, each individually exceeding 10% in the consultancy and engineering projects segment was generated from two (previous year 31 March 2022: four) customers.

During the year 31 March 2023, ₹1,76,269.16 Lakhs (previous year 31 March 2022: ₹1,24,854.73 Lakhs) of the Company's revenues, each individually exceeding 10% in the turnkey projects segment was generated from two (previous year 31 March 2022: two) customers.

### Note - 51

The Group in the month of April 2016 terminated a contract, consequent to receipt of findings of investigating agency that certificate submitted by the contractor for qualifying the contract was bogus. The facts in this regard including lodging of claim, subsequent to termination of contract had been disclosed in the annual account from financial year 2015-16.

Subsequent to the termination of contract, the company is completing the project at the risk and cost of contractor in terms of provisions of the contract. Contractor has gone into arbitration and had submitted arbitration notice and as such Arbitral Tribunal had been constituted. Contractor had filed its statement of claim amounting to ₹40,960.75 Lakhs. EIL had also filed its reply along with its counter claim for ₹12,907.15 Lakhs and application to implead the parent company of contractor, decision on which was pending with the Arbitral Tribunal. Meanwhile, a third party creditor of the contractor has filed an application with NCLT under Insolvency and Bankruptcy Code (IBC) and Insolvency Resolution Professional (IRP) has been appointed and arbitration proceedings have been stayed sine die. EIL has filed its claim against the contractor with the IRP. Hon'ble Supreme Court, on the application of contractor, has stayed the Resolution proceedings. The Parent company has approached Arbitral Tribunal and NCLT for revival of its counter claims wherein Parent company has been directed to approach the appropriate forum and accordingly company has filed an impleadment application before the Hon'ble Supreme Court. The management does not consider any possible obligation on this account requiring future probable outflow of resources of the Group.

### Note - 52

During the year 2001, one of Clients had invited bids for carrying out certain works at its Bombay High Off-shore Exploration Site. The entire work consisted of a number of activities, including survey, design, engineering, procurement, fabrication, transportation and commissioning of two well head platforms with associated equipment.

For submission of the said bid, the Parent company had entered into Business Cooperation Agreement (BCA) with sub-contractor & Vendor (which are "Group Companies") and accordingly these Group Companies, in accordance with their respective scope of works, valued and classified the platforms and submitted the same to Parent company for inclusion in its price bid to Client. The process of classification and valuation of platforms and calculation of corresponding customs duty were done by Group Companies as per their scope of work. Customs Duty element as submitted by the Group Companies, had simply been incorporated by the Parent company in its price bid to Client.

During FY 2002-03, the Contract was awarded to the Parent Company by the Client. Out of the entire scope of work under the above Project, the Parent Company issued a Purchase Order for supply of the Platforms along with jackets, piles and other material, and sub-contracted transportation and installation works, on back to back basis, to vendor and sub-contractor respectively (above mentioned Group Companies) which constituted approximately 95% of the entire scope of work. The custom duty amount was included in the Sub-contract as also in the main contract with client as worked out by Group Companies themselves.

Group Companies represented to the Parent company and persuaded that it was not possible for them to become the consignee for the subject materials and to avoid any delay in the execution of the project it would be prudent and expedient to mention the name of the company as the consignee for the subject material (Though as per the express contractual stipulation it was Group Companies who had to assume the role & responsibility of the consignee of the goods). Further they represented that they do not have IEC Code and hence, they could not have imported the goods and there would not be sufficient time for them to get such a code to enable imports. Believing the aforesaid advice to be bonafide and true and that company being the importer would aid speedy and prompt clearance of the Goods, Parent Company agreed to become the Consignee.

A Show Cause Notice was issued by Custom authorities to the Group Companies and the Parent Company on account of misclassification and undervaluation of equipment's at the time of import for the above said Project of Oil Well Platform. On account of non-cooperation by the Group Companies, (who had actually carried out the classification and valuation), in replying to the Show Cause Notice, the Parent Company was constrained to approach the Custom and Central Excise Settlement Commission in the FY 2006-07. During the Settlement Commission proceedings, which was also participated in by the Group Companies, on account of noncooperation of the latter, Parent Company was constrained to admit the liabilities to the tune of ₹2,309.80 Lakhs. During the FY 2007-08, Custom and Central Excise Settlement Commission passed Final Order determining the total Differential Custom Duty liability at ₹4,277.21 Lakhs with Interest@ 10% per annum thereon and Penalty of ₹10 Lakhs. The total amount of ₹6,224.20 Lakhs (₹4,277.21 Lakhs towards differential custom duty and ₹1,946.99 Lakhs towards Interest & Penalty) was deposited during the FY 2007-08 and accounted for during the FY 2006-07 & FY 2007-08.



In terms of agreements entered into by the Parent Company with the Group Companies, Custom Duty was to be borne by the Group Companies and they were required to indemnify the Parent Company for any liabilities in this respect and accordingly the Parent Company invoked the indemnity clause and paid the Differential Custom Duty from the retention monies of the Group Companies along with some additional amount from its own account. The Group Companies raised disputes on their obligations on this account and invoked arbitration clause under the sub-contract and Purchase Order. The Parent Company has also lodged its Counter-Claim on the Group Companies for recovery of differential Custom Duty Liability as detailed above.

During the FY 2011-12, the Arbitral Tribunal awarded an amount of \$1,26,47,033 plus applicable interest in favour of the Group Companies. The Parent Company, aggrieved by the arbitral award and considering the legal opinion obtained in this respect, filed a challenge petition before the Hon'ble High Court of Delhi against the said arbitral award in its entirety.

In the financial year 2021-22, in the appeal filed by the Parent Company, Hon'ble High Court of Delhi gave interim order directing the Parent Company as follows:-

1. The Court gave interim direction to the Parent Company to deposit the Awarded amount with the Registrar General of the Court. Subject to the said deposit being made by the Parent Company, the enforcement of the award shall be stayed.
2. The Court further directed that if the award amount is deposited, the same shall be released to Group Companies against an unconditional Bank Guarantee equivalent to 105% of the amount, to the satisfaction of the Registrar General of the Court.
3. In the event the Parent Company prevails in its challenge against the Arbitral Award which is currently sub-judice and being heard by the Court, any amount collected by the Group Companies from Registrar General of the Court shall be refunded to the Parent Company along with interest at the rate of 10% per annum.

The interim order was challenged before Supreme Court by the Parent Company, however the Supreme Court has not intervened. Therefore in compliance to the directive of Hon'ble High Court of Delhi, an amount of ₹ 16,476.20 Lakhs (awarded amount of \$1,26,47,033 plus applicable interest) was deposited by the Parent Company with the Registrar General of Hon'ble High Court of Delhi on 18th May 2022. However the main challenge petition filed by the Parent Company against the arbitral award is subjudice and being heard by Hon'ble Court.

Pending final disposal of the challenge petition by the Hon'ble Court, considering the provisions of Ind AS 37 'Provisions, Contingent Liabilities and Contingent Assets' and Significant Accounting Policies of the Company, Arbitral Award Amount in excess of amount recognized in the book of accounts has been disclosed as contingent liability (Note 40) amounting to ₹ 6,848.03 lakhs (₹ 6,653.59 lakhs FY 2021-22).

## Note - 53

In terms of Indian Accounting Standard (Ind AS 37) "Provisions, contingent liabilities and contingent assets", the requisite disclosures are as under:

The movement in provisions are as under:

(₹ in Lakhs)

S. No.	Class of Provision		Opening Balance	Additional provision during the year	Provision used during the year	Provision reversed during the year	Closing balance
1.	<b>Contractual Obligation</b>	31- Mar-23	60,440.14	10,706.68	-	14,632.76	56,514.06
		31-Mar-22	54,288.90	11,664.51	-	5,513.27	60,440.14
2.	<b>Expected Losses</b>	31- Mar-23	37.44	21.96	13.69	-	45.71
		31-Mar-22	224.22	1.24	188.02	-	37.44
3.	<b>Impairment in PF Trust Investment</b>	31- Mar-23	12,446.27	448.05	3,053.23	-	9,841.09
		31-Mar-22	15,496.48	-	3,050.21	-	12,446.27
4.	<b>E&amp;P Assets- Producing Property &amp; Exploration</b>	31- Mar-23	-	26.28	-	-	26.28
		31-Mar-22	-	-	-	-	-

Nature of provision:

**A) Contractual Obligations :**

Contractual obligations represent provision for estimated liabilities on account of guarantees and warranties etc. in respect of consultancy and engineering services and turnkey contracts executed by the Group. The said obligation covers performance as well as defect liability period defined in the respective contracts.

For turnkey contracts, the estimated liability on account of contractual obligations is provided at 1% of revenue recognized based on risk assessment made by the management. For consultancy and engineering services contracts the estimated liability on account of contractual obligations is provided as per assessment of probable liability made by the management based on liability clauses in respective contracts.

Pursuant to settlement with Client in Consultancy & Engineering Project Segment, the contractual obligation in respect thereof amounting of ₹ 7,877.75 lakhs has been written back.

**B) Expected Losses:**

For each contracts, at reporting date, total contract cost and total contract revenue are estimated. In respect of contracts, where it is probable that total estimated contract cost will exceed the estimated total contract revenue, the expected loss is recognised as an expense in the statement of Profit and Loss and accordingly no further impact is required due to COVID-19.

**C) Impairment in PF Trust Investment:**

The employee benefit of PF is administered through a separate EIL Employees Provident Fund Trust. Out of the investments made by PF Trust in the past, some issuers of securities have defaulted in interest payments and / or principal repayments. The amortised value of probable future principal defaults is ₹ 11,741.31 lakhs as at 31 March 2023 (previous years: 31 March 2022: ₹ 15,557.83 lakhs). Considering the Employers obligation to make good the loss in value of these investments under the Provident Fund regulations, the Company has kept in its books of account the provision of probable future principal defaults of the amortised value amounting to ₹ 9,841.09 lakhs (previous years: 31 March 2022: ₹ 12,446.27 lakhs).

**D)** The disclosure in respect of contingent liabilities is given as per note no. 40.

**Note - 54**

Details of loans given, investment made and guarantee given covered U/S 186 (4) of the Companies Act, 2013

- a) Loans given- Nil  
b) Investments done are given in Note. No. 7.

**Note - 55**

The dues to Micro and Small Enterprises as required under the Micro, Small and Medium Enterprises Development Act 2006 to the extent information available with the Group is given below:

(₹ in Lakhs)

S. No.	Particulars	31 March 2023	31 March 2022
	Amount due and payable at the year end		
i	- Principal	8569.64	8,244.61
	- Interest on above Principal	-	-
ii	The amount of interest paid along with the amounts of the payment after the due date	-	-
iii	The amount interest due and payable for principals already paid	-	-
iv	The amount of interest accrued and remaining unpaid at the year end	-	-
v	The amount of interest which is due and payable which is carried forward from last year	-	-





## Note - 56

In terms of DPE Guidelines, on increase of Dearness allowance to the tune of 50%, the gratuity ceiling shall enhance by 25%. Superannuation benefits which includes Gratuity, Post-Superannuation Medical Scheme, Provident Fund and Defined Contribution Superannuation Scheme are to be met from 30% of Basis pay plus Dearness allowance. The parent company has recognised the proportionate increase in gratuity ceiling corresponding to Dearness allowance as on 31 March 2023 based on actuarial valuation. To the extent of the impact of such an increase of ₹ 639.48 Lakhs (previous year 31 March 2022: ₹ 856.24 Lakhs), the corresponding Defined Contribution Superannuation Scheme to the employees has been reduced to met the Superannuation benefits within 30% of Basis Pay plus Dearness allowance as per DPE Guidelines.

## Note - 57

Remuneration to Chairman and Managing Director and full time Directors are as per their appointment letters from the Ministry of Petroleum and Natural Gas, Government of India, New Delhi. They are also allowed to use the staff car for private journeys up to a ceiling of 1000 kms per month.

## Note - 58

The statement of profit and loss account includes research and development revenue expenditure of ₹ 2266.14 Lakhs (previous year 31 March 2022: ₹ 2,093.56 Lakhs). The capital expenditure of research and development assets is ₹ 743.47 Lakhs (previous year 31 March 2022: ₹ 511.65 Lakhs).

## Note - 59

### Capital Grant in respect of Research projects:

The Group has received capital grant from agency in respect of procurement/setting up of Capital assets for research project undertaken. The unamortized capital grant amount as on 31 March 2023 is of ₹ 34.71 Lakhs (previous year 31 March 2022: ₹ 34.11 Lakhs). During the year, the Group recognised ₹ 8.10 Lakhs (previous year: ₹ 11.68 Lakhs) in the statement of profit and loss as amortisation of capital grants.

## Note - 60

There is no impairment of cash generating assets during the year in terms of Indian Accounting Standard (Ind AS-36) "Impairment of Assets".

## Note - 61

- a) The Group has not traded or invested in Crypto Currency or Virtual Currency during the financial year 2022-23.
- b) The Group has not been declared wilful defaulter by any bank or financial institution.
- c) The working capital and non-fund based facilities from banks are secured by hypothecation of stocks, book debts and other current assets of the Group, both present and future. The company is availing non fund based facilities from the banks and furnishing statement of security as and when required by the bankers, more particularly at the time of renewal exercise i.e. on yearly basis. Statement of security filed by the company with banks is in agreement with the books of account.
- d) There are no pending charges which is yet to be registered with Registrar of Companies (ROC) as on 31 March 2023 with respect to the Non fund based facilities availed by Group.

## Note - 62

For lump-sum services and turnkey contracts, balance efforts, cost and time to complete the contract including probability of levy for liquidated damages and price reduction schedules for delay as on reporting date are assessed by the management and relied upon by the auditors.

## Note - 63

The balances of trade receivables, loans and advances, customer's advances, retention money, security deposits receivable/payable and trade payables are subject to confirmation and reconciliation.

## Note - 64

During the current year, the Group proposed to sale its old residential flats ('Assets') which is under the process of disposal and is expected to be completed in the financial year 2023-24 based on the fair value as determine as approved by the competent authority in this regard. These has been classified as Assets held for sale. The Group expects that the fair value less costs to sell is higher than the carrying amount.

**Note - 65****A. Corporate social responsibility expenses**

The requisite disclosure relating to CSR expenditure in terms on amended Schedule III of the Companies Act and Guidance Note on Corporate Social Responsibility (CSR) issued by the Institute of Chartered Accountants of India:

**(a) Disclosure with regard to CSR activities (Parent Company):****(₹ in Lakhs)**

Particulars	31 March 2023	31 March 2022
Amount required to be spent by the Company during financial year	944.27	1,047.56
Amount spent during the year	642.29	3,351.68
Amount of Expenditure incurred	1,117.82	1,925.10
	(including set-off of excess amount spent of previous year of ₹ 475.53 lakhs)	
Excess at the end of the year	-	1,426.58
Amount available for Set Off	951.05	1,426.58
Total of Excess amount spent at the end of year including previous year	951.05	1,426.58
Surplus arising out of CSR Project	-	-
Reason for Shortfall	Not Applicable	Not Applicable
Details of related party transactions	Not Applicable	Not Applicable
Provision made with respect to a liability incurred*	72.23	-

\*Movement of Provision

**(₹ in Lakhs)**

Particulars	31 March 2023	31 March 2022
Opening balance	-	84.70
Additional provision during the year	72.23	-
Provision used during the year	-	84.70
Closing balance	72.23	-

**(b) Amount spent during the financial year ended 31 March 2023 and 31 March 2022 on:****(₹ in Lakhs)**

Particulars		In cash	Yet to be paid in cash	Total
(i) Construction/acquisition of any asset	31 March 2023	341.14	5.63	346.77
	31 March 2022	1,436.44	-	1,436.44
(ii) On purposes other than (i) above	31 March 2023	228.92	66.60	295.52
	31 March 2022	1,915.24	-	1,915.24



## (c) Nature of CSR activities:

(₹ in Lakhs)

Nature of CSR activities (Thrust Area-wise)	31 March 2023	31 March 2022
Promoting Education	110.89	176.65
Health care & nutrition	397.19	2,569.27
Skill Development /Vocational Training	104.74	409.56
Disaster Management	-	36.75
Benefit of armed forces veterans, war widows etc.	22.00	-
Others	7.47	159.45
<b>Total</b>	<b>642.29</b>	<b>3,351.68</b>

## B Corporate social responsibility expenses (CEIL)

## (a) Disclosure with regard to CSR activities:

(₹ in Lakhs)

Particulars	31 March 2023	31 March 2022
Amount required to be spent by the Company during financial year	26.83	28.14
Amount spent during the year	14.34	59.23
Amount of Expenditure incurred	14.34	84.56
Shortfall at the end of the year	12.49	-
Total of previous years shortfall	17.12	17.12
Total Shortfall	29.61	17.12
Amount available for Set Off	-	-
Total of Excess amount spent at the end of year including previous year	-	-
Surplus arising out of CSR Project	-	-
Reason for Shortfall	Pertains to ongoing projects	Pertains to ongoing projects
Details of related party transactions	Not Applicable	Not Applicable
Provision made with respect to a liability incurred	-	25.32

\*Movement of Provision

(₹ in Lakhs)

Particulars	31 March 2023	31 March 2022
Opening balance	25.32	-
Additional provision during the year	26.49	25.32
Provision used during the year	11.63	-
Closing balance	40.18	25.32

**(b) Amount spent during the financial year ended 31 March 2023 and 31 March 2022 on: (₹ in Lakhs)**

Particulars		In cash	Yet to be paid in cash	Total
(i) Construction/acquisition of any asset	31 March 2023	-	-	-
	31 March 2022	2.82	25.32	28.14
(ii) On purposes other than (i) above	31 March 2023	14.34	-	14.34
	31 March 2022	56.42	-	56.42

**(c) Nature of CSR activities: (₹ in Lakhs)**

Nature of CSR activities (Thrust Area-wise)	31 March 2023	31 March 2022
Promoting Education	-	-
Health care & nutrition	9.99	37.80
Skill Development /Vocational Training	-	28.14
Disaster Management	-	-
Benefit of armed forces veterans, war widows etc.	-	-
Prime Minister National Relief Fund	4.35	8.72
Others	-	9.90
<b>Total</b>	<b>14.34</b>	<b>84.56</b>

**Note - 66****Relation with Struck off Companies:**

Name of the struck off company	Nature of transactions with struck off company	Balance outstanding as at 31 March 2023 (₹ in lakhs)	Balance outstanding as at 31 March 2022 (₹ in lakhs)	Relationship with the struck off company
Two Light Window Facility Management Service Pvt. Ltd.	Payables	8.02	8.02	Vendor
Hindustan Relocator Private Limited		2.15	2.15	
Mark-O-Line Traffic Controls Pvt. Ltd.		-	0.03	
Name of the struck off company	Nature of transactions with struck off company	Balance outstanding as at 31 March 2023 (Number of Shares)	Balance outstanding as at 31 March 2022 (Number of Shares)	Relationship with the struck off company
Brejeshwari Trading & Investment Ltd.	Shares held by struck off company	-	1000	Shareholder
Vaishak Shares Limited		2	2	
Fayda Portfolio Private Limited		100	100	
Neptune Tours And Travels Private Limited		-	1000	
Deeplok Securities Ltd.		-	17500	
Arihant Capital Markets Ltd.		-	926	
Shivam Rich Returns Pvt.Ltd.		-	1000	
Prism Knit Fab Pvt. Ltd.		-	8000	
Century Finvest Pvt. Ltd.		50	50	
Kothari Intergroup Ltd.		2	2	
Sincere Securities Private Limited		7270	7270	

**Note - 67**

Previous year's figures have been regrouped/reclassified wherever necessary to make them comparable to the figures of the current year.

**Note - 68**

Additional disclosure required under Schedule III of the Companies Act 2013 of the entities consolidated as subsidiaries and joint ventures –

Name of the Enterprise	Net Assets i.e. total assets minus total liabilities		Share in Profit or loss		Share in other comprehensive income		Share in total comprehensive income	
	As % of Consolidated net assets	Amount (₹ in lakhs)	As % of Consolidated profit or loss	Amount (₹ in lakhs)	As % of Consolidated profit or loss	Amount (₹ in lakhs)	As % of Consolidated profit or loss	Amount (₹ in lakhs)
<b>Parent Company</b>								
Engineers India Limited	82.16	1,61,151.04	96.00	33,241.40	98.50	707.48	96.05	33,948.88
<b>Subsidiaries:</b>								
<b>Indian:</b>								
Certification Engineers International Limited	4.24	8,316.92	3.41	1,182.06	0.80	5.70	3.36	1,187.76
<b>Joint Ventures (Investment as per the equity method)</b>								
<b>Indian:</b>								
Ramagundam Fertilizers and Chemicals Limited	13.58	26,633.90	0.65	223.56	0.70	5.05	0.65	228.61
TEIL Projects Limited	-	-	-	-	-	-	-	-
<b>Associates (Investment as per the equity method)</b>								
<b>Foreign:</b>								
LLC Bharat Energy Office	0.02	50.03	(0.06)	(20.36)	-	-	(0.06)	(20.36)

**Note - 69**

SALIENT FEATURES OF FINANCIAL STATEMENTS OF SUBSIDIARY/ASSOCIATES/ JOINT VENTURE AS PER COMPANIES ACT, 2013

**Part "A": Subsidiaries**

1	Sl. No.	1
2	Name of Subsidiary	<b>Certification Engineers International Limited</b>
3	Reporting period for the subsidiary concerned, if different from the holding company's reporting period	31 <sup>st</sup> March, 2023
4	Reporting currency and Exchange rate as on the last date of the relevant Financial year in the case of foreign subsidiaries	INR - ₹
5	Share capital	9 Lakh equity shares of ₹ 100 each
6	Reserves & Surplus	₹ 7,244.13 Lakhs
7	Total assets	₹ 10,380.22 Lakhs
8	Total Liabilities	₹ 2,236.09 Lakhs
9	Investments	Nil
10	Turnover	₹ 4,784.90 Lakhs
11	Profit before taxation	₹ 1,321.54 Lakhs
12	Provision for taxation	₹ 339.27 Lakhs
13	Profit after taxation	₹ 982.27 Lakhs
14	Proposed Dividend	₹ 387.00 Lakhs
15	% of shareholding	100%

Name of Subsidiaries which are yet to commence operations:- Nil

Name of Subsidiaries which have been liquidated or sold during the year: - Nil

Part "B": Associates and Joint Ventures

Statement pursuant to Section 129(3) of the Companies Act, 2013 related to Associate Companies and Joint Ventures

	Name of Associates/Joint Ventures	TEIL Projects Limited	Ramagundam Fertilizers and Chemicals Limited	LLC Bharat Energy Office
1	Latest audited Balance Sheet Date	Under Liquidation	Audited 31 March 2023	Un-audited 31 March 2023
2	Shares of Associate/Joint Ventures held by the company on the year end			
	No.	55,00,000 Equity shares of ₹10 each fully paid up	491,462,400 Equity shares of ₹10 each fully paid up	Participating interest of 20%
	Amount of Investment in Associates/Joint Venture	₹550.00 Lakhs	₹49,146.24 Lakhs	₹75.97 Lakhs
	Extent of Holding %	50.00%	26.00%	20.00%
3	Description of how there is significant influence	Due to Control	Due to Control	Associate
4	Reason why the associate/joint venture is not consolidated	N.A	N.A	N.A
5	Net worth attributable to shareholding as per latest audited Balance Sheet/Liquidator Statement	Nil	₹26,633.90 Lakhs	₹50.03 Lakhs
6	Profit/(Loss) for the year:			
i.	Considered in Consolidation	Nil	₹223.56 Lakhs	₹(20.36) Lakhs
ii.	Not Considered in Consolidation	Nil	₹636.28 Lakhs	₹(81.47) Lakhs

Name of Joint Ventures/Associates which are yet to commence operations:- Nil

Name of Joint Ventures/Associates which have been liquidated or sold during the year:- Nil

For N K Bhargava & Co.

Chartered Accountants

FRN No. 000429N

For and on behalf of Engineers India Limited

Sd/-

Nikhil Bhargava

Partner

Membership No. 512853

Sd/-

Suvendu Kumar Padhi

Company Secretary

PAN : AHYPP2198P

Sd/-

R P Batra

E.D. [F&A]

PAN: AHPPB4262M

Sd/-

Sanjay Jindal

Director [Finance] & CFO

DIN : 09223617

Sd/-

Vartika Shukla

Chairman & Managing Director

DIN : 08777885

Place: New Delhi

Date : 26 May 2023



## COMMENTS OF THE COMPTROLLER AND AUDITOR GENERAL OF INDIA UNDER SECTION 143(6)(b) OF THE COMPANIES ACT, 2013 ON THE CONSOLIDATED FINANCIAL STATEMENTS OF ENGINEERS INDIA LIMITED FOR THE YEAR ENDED 31 MARCH 2023

The preparation of consolidated financial statements of Engineers India Limited for the year ended 31 March 2023 in accordance with the financial reporting framework prescribed under the Companies Act, 2013 (Act) is the responsibility of the management of the company. The statutory auditor appointed by the Comptroller and Auditor General of India under section 139(5) read with section 129(4) of the Act is responsible for expressing opinion on the financial statements under section 143 read with section 129(4) of the Act based on independent audit in accordance with the standards on auditing prescribed under section 143(10) of the Act. This is stated to have been done by them vide Audit Report dated 26 May 2023.

I, on behalf of the Comptroller and Auditor General of India, have conducted a supplementary audit of the consolidated financial statements of Engineers India Limited for the year ended 31 March 2023 under section 143(6)(a) read with section 129(4) of the Act. We conducted a supplementary audit of financial statements of Engineers India Limited but did not conduct supplementary audit of the financial statements of Certification Engineers International Limited, Ramagundam Fertilizers and Chemical Limited and TEIL Projects Limited for the year ended on that date. Further, section 139(5) and 143(6)(a) of the Act are not applicable to ELC Bharat Energy Office being entity incorporated in foreign country under the respective law, for appointment of its Statutory Auditors and for conduct of supplementary audit. Accordingly, Comptroller and Auditor General of India has neither appointed the Statutory Auditors nor conducted the supplementary audit of this company This supplementary audit has been carried out independently without access to the working papers of the statutory auditor and is limited primarily to inquiries of the statutory auditor and company personnel and a selective examination of some of the accounting records.

On the basis of my supplementary audit, nothing significant has come to my knowledge which would give rise to any comment upon or supplement to statutory auditor's report under section 143(6)(b) of the Act.

For and on behalf of the  
Comptroller & Auditor General of India

**(Sanjay K. Jha)**  
Director General of Audit (Energy)

Place : New Delhi  
Dated: 28 July 2023

# Corporate Information

## COMPANY SECRETARY

Suvendu Kumar Padhi

## STATUTORY AUDITORS

N. K. Bhargava & Co.  
Chartered Accountants

C-31, 1st Floor, Acharya Niketan, Phase-I  
Mayur Vihar, Delhi - 110091  
Tel. No. +91-(0) 11 22752376  
fax : +91 (0) 11 45784938

## STOCK EXCHANGES WHERE SHARES OF THE COMPANY ARE LISTED

### BSE Limited

Phiroze Jeejeebhoy Towers, Dalal Street,  
Mumbai - 400 001

### National Stock Exchange of India Ltd.

Exchange Plaza, Plot No. C/1,  
G Block Bandra-Kurla Complex,  
Bandra (E), Mumbai - 400 051

## REGISTRAR AND SHARE TRANSFER AGENT

### M/s Alankit Assignments Limited

205-208, Anarkali Complex,  
Jhandewalan Extension  
New Delhi-110055  
Tel No.: 011-42541234  
Fax No.: 011-42541201  
Email: jksingla@alankit.com  
Website: www.alankit.com

## REGISTERED & HEAD OFFICE

Engineers India Bhawan, 1, Bhikaji Cama Place,  
New Delhi-110 066  
CIN: L74899DL1965GOI004352  
Tel. : 011-26762121, Fax : 011- 26178210, 26194715  
E-mail : eil.mktg@eil.co.in  
Website : www.engineersindia.com

## SUBSIDIARY COMPANY

### Certification Engineers International Limited

Engineers India Bhawan  
1, Bhikaji Cama Place, New Delhi - 110 066  
CIN: U74899DL1994GOI062371  
Tel. : 011-26762121, Fax : 011- 26174868, 26186245  
E-mail : ceil.del@eil.co.in  
Website: www.ceil.co.in

## MAIN BANKERS

### State Bank of India

Corporate Accounts Group  
11th Floor, Jawahar Vyapar, Bhawan, 1, Janpath,  
New Delhi-110 001

### Indian Overseas Bank

F-47, Malhotra Building, Janpath,  
New Delhi - 110 001

### Union Bank of India

3, Ansal Chamber - I, Bhikaiji Cama Place,  
New Delhi - 110 066

### HDFC Bank Ltd.

B-6/3, Safdarjung Enclave, DDA Complex,  
New Delhi - 110 029



# EIL OFFICES

## REGISTERED & HEAD OFFICE

Engineers India Bhawan,  
1, Bhikaiji Cama Place, New Delhi-110 066  
CIN: L74899DL1965GOI004352  
Tel. : 011-26762121  
E-mail : eil.mktg@eil.co.in Website: www.engineersindia.com

EIL Office Complex,  
Sector 16 (NH8), Gurugram-122001, Haryana, Tel.: 0124-2891200

## BRANCH OFFICE

El Bhawan, Plot No.85, Sector-11  
Kharghar-410210, Navi Mumbai, Maharashtra  
Tel.: 022-27740051, 27524801  
E-mail : eil.bo@eil.co.in

## REGIONAL OFFICES

A.G. Towers (5th Floor), 125/1, Park Street Kolkata – 700 017  
Tel. : 033-22276304, 222771118, Fax : 033-22277692  
E-mail : eil.rok@eil.co.in

4th & 5th Floor, Meghdhanush Complex, Race Course Road  
Near Transpek Circle, Vadodara – 390 015  
Tel. : 0265-2340326, 2340368, Fax : 0265-2340328  
E-mail : eil.rov@eil.co.in

Plot No. F9, SIPCOT IT Park, 1st Main Road, Siruseri, Chennai - 603 103  
Tel: 044-27469401/402; Fax: 044-27469000  
E-mail : eil.roc@eil.co.in

## OVERSEAS OFFICES

17th Floor, Business Avenue Tower, Salam Street, P.O.Box 126592,  
Abu Dhabi, U.A.E, E-mail : cooeilad@eiluae.ae

487 Great West Road, Hounslow, Middlesex  
UK TW50BS, E-mail: eillondon@btconnect.com

Piazza Luigi Di Savoia 28, Apartment Number-109,  
20124 Milano, Italy  
Email: eilmilan@eil.co.in

Room No. A0203, 6F, Building 1,  
No. 568 Tianshan West Road Changning District, Shanghai  
E-Mail: eilshanghai@eil.co.in ; eilshanghai1632@yahoo.com



*Delivering Excellence through People*

